



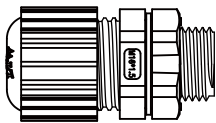
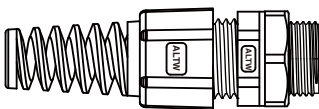
## CATALOGUE

## Cable Gland

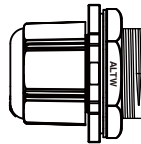


## Range Overview

### ▷ Plastic Cable Gland



### ▷ Metal Cable Gland



## Specification

<b>Identifications</b>	1"-20 UNF Metal, M8, M12, M16, M20, M25, M32, M40 PG7, PG9, PG11, PG13, PG16, PG29
<b>Material</b>	Connector Body (Plastic): Nylon 66, UL Recognized UV Resistant Connector Body (Metal): Zinc Alloy, Nickel plated (1"-20 Only)
<b>Waterproof Rating</b>	IP67~68
<b>Temperature Range</b>	Receptacle: -20°C ~ +105°C
<b>More to know</b>	Without Strain Relief / With Strain Relief Mating Style: Screw Thread

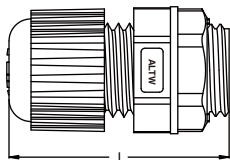
## Ordering Information

	<b>1</b>	<b>2</b>	<b>3</b>
<b>Specification</b>			
<b>(CSG) Cable Gland</b>			
<b>Screw Thread Type</b>			
<b>(20E)</b> 1"-20 UNF Metal	<b>(07G)</b> PG7		
<b>(08M)</b> M8	<b>(09G)</b> PG9		
<b>(12M)</b> M12	<b>(11G)</b> PG11		
<b>(16M)</b> M16	<b>(13G)</b> PG13.5		
<b>(20M)</b> M20	<b>(16G)</b> PG16		
<b>(25M)</b> M25	<b>(29G)</b> PG29		
<b>(32M)</b> M32			
<b>(40M)</b> M40			
<b>More information</b>			
(001), (002), (003)...			

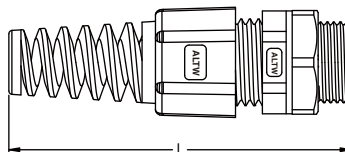
\* Design and specification are subject to change without notice.

## Physical Dimension

### ∟ Without Strain Relief



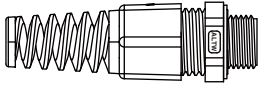
### ∟ With Strain Relief



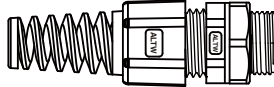
Size	Dimension (Without Strain Relief)		Dimension (With Strain Relief)		Maximum Panel Thickness
	Short	Long	Short	Long	
PG7	-	30.0mm	-	60.0mm	3.0mm
PG9	-	45.0mm	-	78mm	7.5mm
PG11	-	48.3mm	-	79.1mm	6.0mm
PG13	-	49.6mm	-	86.6mm	6.2mm
PG16	45.0mm	49.6mm	81.6mm	86.6mm	4.5mm (Short) 6.0mm (Long)
PG29	-	52.5mm	-	-	6.0mm
M8	22.0 mm	-	-	-	-
M12	30.0 mm	42.2mm	-	60.0mm	3.0mm
M16	40.0mm	45.0mm	75.3mm	78.0mm	3.0mm (Short) 7.5mm (Long)
M20	36.7mm	43.7mm	79.6 mm	86.6mm	6.2mm
M25	45.0mm	52.1mm	89.0 mm	96.0mm	6.2mm
M32	47.5 mm	52.5mm	-	-	6.0mm
M40	-	60.0mm	-	-	9.0mm
1"-20 UNF Metal	35.0mm		-	-	5.0mm

# Find Our Standard Products


## ▾ Plastic Cable Gland




With Strain Relief / Without Screw Nut



With Strain Relief / With Screw Nut



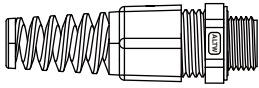
Without Strain Relief / Without Screw Nut



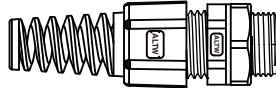
Without Strain Relief / With Screw Nut

	Thread Style	Cable OD	Part Number	Cable Information <b>3</b>
PG Thread	PG7	4.5~6.5	CSG-07G00 <b>3</b>	001-Without strain relief ,Black 002-Without strain relief ,Gray 003-With strain relief ,Black 004-With strain relief ,Gray 005-Without strain relief ,Gray For Knock Hole
	PG9	6.0~10.0	CSG-09G00 <b>3</b>	001-Without strain relief ,Black 002-Without strain relief ,Gray 003-With strain relief ,Black 004-With strain relief ,Gray 005-Without strain relief ,Gray For Knock Hole
	PG11	6.0~10.0	CSG-11G00 <b>3</b>	001-Without strain relief ,Black 002-Without strain relief ,Gray 003-With strain relief ,Black 004-With strain relief ,Gray
	PG13	10.0~14.0	CSG-13G00 <b>3</b>	001-Without strain relief ,Black 002-Without strain relief ,Gray 003-With strain relief ,Black 004-With strain relief ,Gray
	PG16	10.0~14.0	CSG-16G00 <b>3</b>	001-Without strain relief ,Black (Long Body) 002-Without strain relief ,Gray (Long Body) 003-With strain relief ,Black (Long Body) 004-With strain relief ,Gray (Long Body)
				006-Without strain relief ,Gray (Short Body),without Screw Nut 007-Without strain relief ,Black (Short Body),without Screw Nut 008-With strain relief ,Black (Short Body),without Screw Nut 009-With strain relief ,Gray (Short Body)
				5.5~7.6
		Max 6.5	CSG-16G010	Without strain relief ,Black (Long Body) For RJ Cable Use
	PG29	16~22	CSG-29G00 <b>3</b>	001-Without strain relief ,Black 002-Without strain relief ,Gray
		18~25	CSG-29G00 <b>3</b>	003-Without strain relief ,Black 004-Without strain relief ,Gray


\* Design and specification are subject to change without notice.



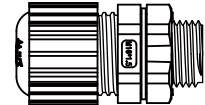
With Strain Relief / Without Screw Nut



With Strain Relief / With Screw Nut



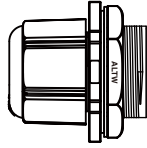
Without Strain Relief / Without Screw Nut



Without Strain Relief / With Screw Nut

	Thread Style	Cable OD	Part Number	Cable Information <b>3</b>
Metric Thread	M8	2.5~3.0	CSG-08M00 <b>3</b>	001-Without strain relief,Black 002-Without strain relief ,Gray
	M12	4.5~6.5	CSG-12M00 <b>3</b>	001-Without strain relief,Black 002-Without strain relief ,Gray 003-With strain relief ,Black 004-With strain relief ,Gray 005-Without strain relief ,Black (Short Body),V0 F1 006-Without strain relief ,Black (Long Body),V0 F1
	M16	6.0~10.0	CSG-16M00 <b>3</b>	001-Without strain relief ,Black (Long Body) 002-Without strain relief ,Black (Long Body), UV Resistant 003-Without strain relief ,Gray (Long Body) 004-Without strain relief ,Black (Short Body) 005-Without strain relief ,Gray (Short Body) 006-With strain relief ,Black (Long Body) 007-With strain relief ,Gray (Long Body) 008-With strain relief ,Black (Short Body),without Screw Nut 009-With strain relief ,Gray (Short Body),without Screw Nut
	M20	10.0~14.0	CSG-20M00 <b>3</b>	001-Without strain relief ,Black (Long Body) 002-Without strain relief ,Black (Short Body),without Screw Nut 003-Without strain relief ,Gray (Long Body) 004-Without strain relief ,Gray (Short Body),without Screw Nut 005-With strain relief ,Black (Long Body) 006-With strain relief ,Gray (Long Body) 007-With strain relief ,Black (Short Body),without Screw Nut 008-With strain relief ,Gray (Short Body),without Screw Nut
	M25	13.0~18.0	CSG-25M00 <b>3</b>	001-Without strain relief ,Gray (Long Body) 002-Without strain relief ,Black (Short Body),without Screw Nut 003-Without strain relief ,Black (Long Body) 004-Without strain relief ,Gray (Short Body),without Screw Nut 005-With strain relief ,Black (Long Body) 006-With strain relief ,Gray (Long Body) 007-With strain relief ,Black (Short Body),without Screw Nut 008-With strain relief ,Gray (Short Body),without Screw Nut
	M32	16.0~22	CSG-32M00 <b>3</b>	001-Without strain relief ,Black (Long Body) 002-Without strain relief ,Gray (Long Body) 003-Without strain relief ,Black (Short Body),without Screw Nut 004-Without strain relief ,Gray (Short Body),without Screw Nut
		18.0~25.0	CSG-32M00 <b>3</b>	005-Without strain relief ,Black (Long Body) 006-Without strain relief ,Gray (Long Body) 007-Without strain relief ,Black (Short Body),without Screw Nut 008-Without strain relief ,Gray (Short Body),without Screw Nut
	M40	20~25	CSG-40M00 <b>3</b>	001-Without strain relief ,Black (Long Body) 002-Without strain relief ,Gray (Long Body)
		24~32	CSG-40M00 <b>3</b>	003-Without strain relief ,Black (Long Body) 004-Without strain relief ,Gray (Long Body)

↳ **Metal Cable Gland**



	Thread Style	Cable OD	Part Number	Cable Information
Unified Screw Thread	1"-20 UNF Metal	5.5~7.0	CSG-20E001	Without strain relief, Silver
		7.8~9.3	CSG-20E002	Without strain relief, Silver

\* Design and specification are subject to change without notice.

**Amphenol LTW Technology Co., Ltd. (Headquarter)**

9F., No.657-12, Zhongzheng Rd., Xinzhuang Dist., New Taipei City 242, Taiwan

Telephone: +886-2-29085626 Fax: +886-2-29029787  
www.amphenolltw.com

**Shulin plant, Taiwan**

No.10, Shutan St., Shulin Dist., New Taipei City 238, Taiwan

**Kunshan plant, China**

No. 62 Da Tung Road, Peng Lang Street, Kunshan City , Jiangsu Province, China

Telephone: +86-512-5761-0501  
Fax: : +86-512-5761-0515

**For further information, please contact :**

Sales & Marketing Department | Email : sales@ltw-tech.com



Scan to visit our website