2009 / 2010
Amphenol RF Europe
Global RF Solutions

The Company

Amphenol Corporation (NYSE ticker: APH) operates in two business segments, consisting of manufacturing and selling interconnect products and assemblies, and manufacturing and selling cable products. The interconnect products and assemblies segment produces connectors and connector assemblies primarily for the communications, aerospace, industrial and automotive markets. The cable products segment produces coaxial and flat ribbon cable and related products primarily for communication markets, including cable television.

Interconnect Products and Assemblies

The Company produces a range of interconnect products and assemblies primarily for voice, video and data communication systems, commercial and military aerospace systems, automotive and mass transportation applications and industrial and factory automation equipment. Interconnect products include connectors, which when attached to an electronic or fiber-optic cable, a printed circuit board or other device, facilitate electronic or fiber-optic transmission. Interconnect assemblies generally consist of a system of cable and connectors for linking electronic and fiber-optic equipment. Amphenol designs and produces a range of connector and cable assembly products used in communication applications, such as engineered cable assemblies used in base stations for wireless communication systems and Internet networking equipment; smart card acceptor devices used in mobile Global System for Mobile Communications (GSM) telephones, cable modems and other applications to facilitate reading data from smart cards; fiber-optic couplers and connectors used in fiber-optic signal transmission; input/output connectors and assemblies used for servers and data storage devices and linking personal computers (PCs) and peripheral equipment, and sculptured flexible circuits used for integrating printed circuit boards in communication applications. The Company also designs and produces a range of radio frequency (RF) connector products used in telecommunications, computer and office equipment, instrumentation equipment, local area networks and automotive electronics. Its RF interconnect products and assemblies are also used in base stations, mobile communication devices and other components of cellular and personal communications networks.

Amphenol supplies high-performance, military-specification, circular environmental connectors. Such connectors require superior performance and reliability under conditions of stress and in hostile environments. High-performance environmental connectors and interconnect systems are generally used to interconnect electronic and fiber-optic systems in sophisticated aerospace, military, commercial and industrial equipment. These applications present demanding technological requirements in that the connectors are subject to rapid and severe temperature changes, vibration, humidity and nuclear radiation. Frequent applications of these connectors and interconnect systems include aircraft, guided missiles, radar, military vehicles, equipment for spacecraft, energy, medical instrumentation, geophysical applications and off-road construction equipment. The Company also designs and produces industrial interconnect products used in a variety of applications such as factoryautomation equipment, mass transportation applications

including railroads and marine transportation, as well as automotive safety products, including interconnect devices and systems used in automotive airbags, pretensioner seatbelts, anti-lock braking systems and other onboard automotive electronic systems. In addition, Amphenol designs and produces highly engineered cable and backplane assemblies. Such assemblies are specially designed by the Company in conjunction with original equipment manufacturer (OEM) customers for specific applications, primarily for computer, wired and wireless communication systems, office equipment and aerospace applications.

Cable Products

Amphenol designs, manufactures and markets coaxial cable primarily for use in the cable television industry. It manufactures two primary types of coaxial cable, semi-flexible, which has an aluminum tubular shield, and flexible, which has one or more braided metallic shields. Semi-flexible coaxial cable is used in the trunk and feeder distribution portion of cable television systems, and flexible cable (also known as drop cable) is used primarily for hookups from the feeder cable to the cable television subscriber's residence. Flexible cable is also used in other communication applications.

The Company is also a producer of flat-ribbon cable, a cable made of wires assembled side by side such that the finished cable is flat. Flat-ribbon cable is used to connect internal components in systems with space and component configuration limitations. The product is used in computer and office equipment components, as well as in a variety of telecommunication applications.

Amphenol RF Division

Amphenol is the world’s largest manufacturer of RF interconnect solutions, with experience extending over half a century. Our complete range of RF interconnect solutions are used in the Automotive, Broadband, Wireless LAN/RFID, Wireless Infrastructure, Military Aerospace and Instrumentation markets. Our solutions range from connectors to cable assemblies to passive RF components, such as attenuators and RF switches.

Did you know?

UHF – Invented in the 1930's by an Amphenol engineer, E. Clark Quackenbush, for use in the radio industry.

N – Was the first coaxial connector capable of microwave performance and was invented by and named for Paul Neill of Bell Labs.

C – Invented by and named for Amphenol engineer Carl Concelman. Type C has quick connect/disconnect bayonet coupling features.

BNC – The name stands for Bayonet Neill Concelman. This series features a bayonet for mating.

TNC – The name stands for Threaded Neill Concelman. This series features screw threads for mating.

APC™ – Invented by Amphenol and Hewlett-Packard engineers. The name is an acronym for Amphenol Precision Connectors.

Commitment to Customer Service

For over 70 years, leading manufacturers of communications, consumer, industrial, automotive, military and aerospace products have relied on Amphenol to provide total interconnect solutions. Maintaining this high level of customer trust requires a total concern for complete customer satisfaction at all levels – from engineering to manufacturing to quality assurance. Since many products are custom designed to individual customer specifications, often for the harshest environments, it's critical that a teamwork approach be taken, involving the customer at all levels. It starts with the design engineers who listen closely to customer needs, combining solid analytic skills with the latest CAD tools to quickly solve problems. Amphenol RF Engineering also uses paperless design capabilities which are designed to test with 3D Mechanical Design (PRO-E), 3D Mechanical Analysis (ANSYS), and 3D High Frequency Structure Simulator Analysis (ANSOFT).

Amphenol also employs multifunctional teams to ensure that all products are designed for manufacturability. Serving the needs of our customers also requires a strong worldwide manufacturing presence. That's why we operate advanced production and assembly facilities strategically located across three continents. Yet, our quality remains exceptionally uniform and internationally standardized, from raw materials testing, through design engineering, to automated manufacturing and sub-assembly, to fully documented and traceable test procedures developed in accordance with customer specifications. Amphenol also employs Statistical Process Control and has obtained ISO 9001-2000 Certification for all its production facilities worldwide, and QS 9000 Certification in Mexico and China. As a result, we offer precisely what every customer is looking for – world class quality with dedicated technical support at all stages.

SMA1112A4 - N T 50G - 316/U - 50

Model no.	Metal Parts Finish	Insulator	Center Contact Finish	Cable Group	Impedance
	i.e. N=Nickel S=Silver (special req.) S/P=Stainless Steel, Passivated B/N=Brass, Nickel B/3G=Brass, 3µ"Au B/10G=Brass, 10µ"Au B/15G=Brass, 15µ"Au B/30G=Brass, 30µ"Au	i.e. D=Delrin T=Teflon PH=Phenolic PB=PBT Polyester	i.e. 3G=3µ"Au 10G=10µ"Au 30G=30µ"Au 50G=50µ"Au S=100µ"Ag	i.e. 8U=RG 8/U 58C/U=RG58C/U 59/U=RG59/U 174/U=RG174/U 213U=RG213/U 316/U=RG316/U .141=.141 SEMI-RIGID .085=.085 SEMI-RIGID	i.e. 50=50 ohm 75=75 ohm

Contents

MMCX Series page 7

MCX Series page 15

SMA Series page 23

SMB/SMC Series page 47


SMZ type 43 Series page 61

Shielded Terminations page 67

SMP Series page 69


FAKRA Connectors page 73

BNC Series page 75

TNC Series page 103

N Series page 125

7/16 Series page 141

UHF Series page 151

MINI-UHF Series page 157

F Series page 161

Twin Series page 171

FME Series page 177

1.0/2.3 Series page 181


1.6/5.6 Series page 187


Filtered Series page 195

Contents

SSMB Series page 201



AMC Series page 205

Between Series Adapters page 209

Tools page 223

Cable Assembly Instructions page 225

Index of Part Numbers page 253

Description

MMCX (also called MicroMateTM), is a micro-miniature connector series with a snap-lock mechanism allowing for 360 degrees rotation enabling flexibility in PCB layouts. MMCX connectors conform to the European CECC 22000 specification.
The micromate family of products is a 6 GHz 50 Ω interconnect system and is Amphenol's smallest RF connector line. A range of connectors are available including surface mount, edge card, and cable connectors.

Features/Benefits

- Broadband performance with low reflection DC to 6 GHz
- Quick connect/disconnect snap-on mating reduces installation time
- Conforms to European CECC 22000 specifications
- Available in straight and right angle plugs and printed circuit board connectors

Applications

- Antennas
- Cable Assemblies
- Instrumentation
- Satcom
- Base Stations
- Components
- PCMCIA Cards
- Telecom
- Broadband Communications
- GPS
- Radio Boards

MMCX Coaxial Connectors

Specifications

Electrical	Test Requirement	
Impedance	50 Ω	
Frequency Range	DC – 6 GHz	
VSWR	SMT & Edgecard	Cabled
	DC – 4 GHz: 1.15 max	Straight semi-rigid: 1.15 max
	4 – 6 GHz: 1.40 max	Straight flex: 1.20 max
		R/A semi-rigid: 1.20 max
		R/A flex: 1.25 max
Dielectric withstanding voltage @ sea level	500 V rms, 50 Hz	
Dielectric working voltage @ sea level	= 170 V rms, 50 Hz	
Insulation Resistance	= 500 MΩ	
Center Contact Resistance	= 10 mΩ	
Outer Contact Resistance	= 5 mΩ	

Mechanical	Test Requirement
Engagement Force	= 3.4 lbs
Disengagement Force	1.4 lbs to 3.4 lbs
Contact Captivation	2.3 lbs
Durability	= 500 cycles

Material	
Leads	Beryllium copper with gold plating per QQ-C-530
Contact Socket	Beryllium copper with gold plating per QQ-C-530
Outer Conductor	Beryllium copper with gold plating per QQ-C-530
Housing (SMT)	Liquid crystal polymer
Insulator	PTFE per ASTM-D1457

Environmental	Test Requirement
Temperature Range	-40˚ C to +90˚C
Temperature Shock	MIL-STD-202, method B
Humidity	MIL-STD-202, method 103, test condition B
Vibration	3 cycles, 3 opposite directions, 10-150 Hz, 10-60 Hz, 0.75 mm/.030 in., 60-150 Hz 10 G's

Plug

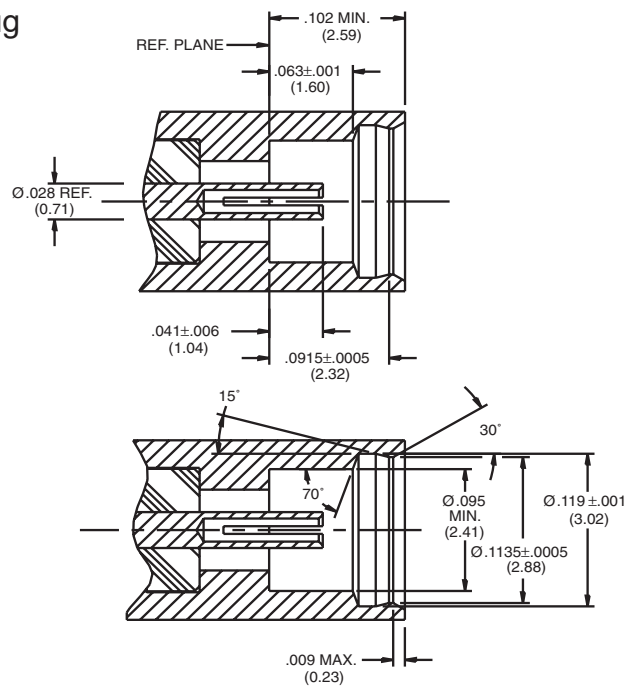

Jack

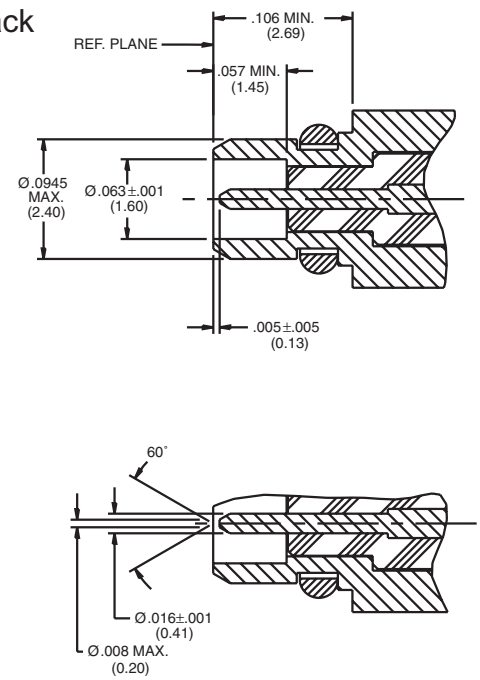

Straight Solder Plug - Semi-Rigid Cable

P.N.	Cable Group	Plt.	Ins.	Imp.	Crimp Tool
MMCX1181A1-3GT30G-11-50	11	Gold	Teflon	50	N/A
MMCX1181A1-3GT30G-13-50	13	Gold	Teflon	50	N/A

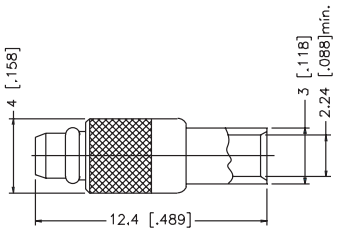

Assembly Instruction C - page 229
Assembly Instruction E - page 231

Right Angle Solder Plug - Semi-Rigid Cable

P.N.	Cable Group	Plt.	Ins.	Imp.	Crimp Tool
MMCX1182A1-3GT30G-11-50	11	Gold	Teflon	50	N/A
MMCX1182A1-3GT30G-13-50	13	Gold	Teflon	50	N/A



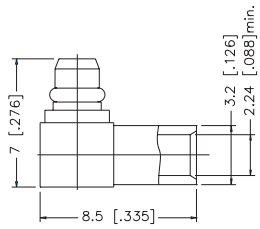

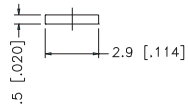

Assembly Instruction F - page 232

Straight Solder Jack - Semi-Rigid Cable

P.N.	Cable Group	Plt.	Ins.	Imp.	Crimp Tool
MMCX6181A1-3GT30G-11-50	11	Gold	Teflon	50	N/A
MMCX6181A1-3GT30G-13-50	13	Gold	Teflon	50	N/A

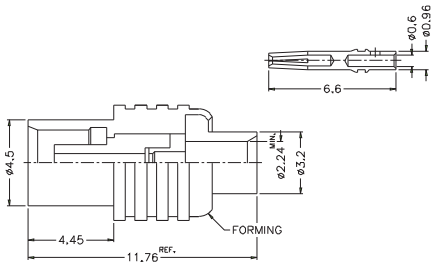

Assembly Instruction C - page 229
Assembly Instruction E - page 231

Straight Solder Bulkhead Jack - Semi-Rigid Cable

P.N.	Cable Group	Plt.	Ins.	Imp.	Cable Tool
MMCX6481A1-3GT30G-11-50	11	Gold	Teflon	50	N/A
MMCX6481A1-3GT30G-13-50	13	Gold	Teflon	50	N/A



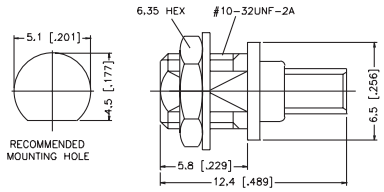

Assembly Instruction C - page 229
Assembly Instruction E - page 231

Straight Crimp Plug - Miniature Cable

P.N.	Cable Group	Plt.	Ins.	Imp.	Crimp Tool
MMCX1121A1-3GT30G-5-50	05	Gold	Teflon	50	1
MMCX1121A1-3GT30G-5A-50	5A	Gold	Teflon	50	2
MMCX1121A1-3GT30G-14-50	14	Gold	Teflon	50	1

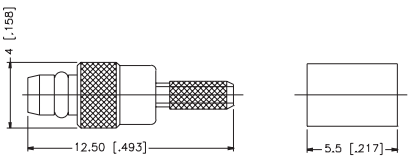

Assembly Instruction J - page 236

Right Angle Crimp Plug - Miniature Cable

P.N.	Cable Group	Plt.	Ins.	Imp.	Crimp Tool
MMCX1112A1-3GT30G-5-50	05	Gold	Teflon	50	1
MMCX1112A1-3GT30G-5A-50	5A	Gold	Teflon	50	2
MMCX1112A1-3GT30G-14-50	14	Gold	Teflon	50	1
MMCX1112D2-3GT30G-5-50	5	Gold	Teflon	50	1
MMCX1112D2-3GT30G-14-50	14	Gold	Teflon	50	1

Low cost version, diecast



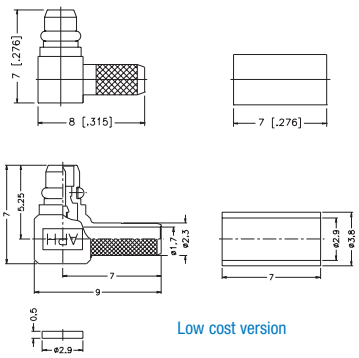

Low cost version

Assembly Instruction I - page 235

Straight Crimp Jack - Miniature Cable

P.N.	Cable Group	Plt.	Ins.	Imp.	Crimp Tool
MMCX6121A1-3GT30G-5-50	05	Gold	Teflon	50	1
MMCX6121A1-3GT30G-5A-50	5A	Gold	Teflon	50	2
MMCX6121A1-3GT30G-14-50	14	Gold	Teflon	50	1

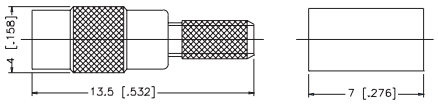

Assembly Instruction J - page 236

Bulkhead Crimp Jack - Miniature Cable

P.N.	Cable Group	Plt.	Ins.	Imp.	Crimp Tool
MMCX6421A1-3GT30G-5-50	05	Gold	Teflon	50	1
MMCX6421A1-3GT30G-5A-50	5A	Gold	Teflon	50	2
MMCX6421A1-3GT30G-14-50	14	Gold	Teflon	50	1



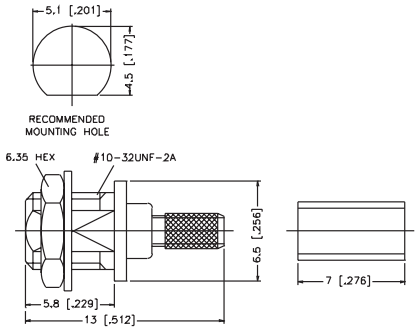

Assembly Instruction J - page 236

Straight Plug for P.C. Board

P.N.	Cable Group	Plt.	Ins.	Imp.	Crimp Tool
MMCX1251N1-3GT30G-50	N/A	Gold	Teflon	50	N/A
MMCX1251N1-002-3GT30G-50 surface mount	N/A	Gold	Teflon	50	N/A



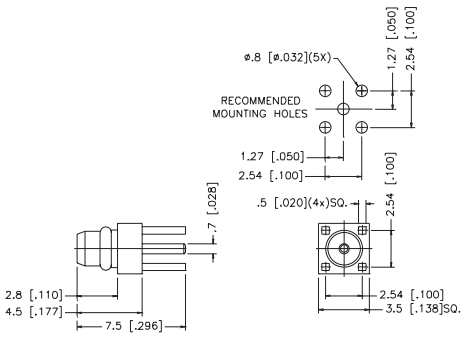

Straight Jack for P.C. Board

P.N.	Cable Group	Plt.	Ins.	Imp.	Cable Tool
MMCX6251N1-3GT30G-50	N/A	Gold	Teflon	50	N/A
MMCX6251N2-3GT30G-50	N/A	Gold	Teflon	50	N/A
surface mount					



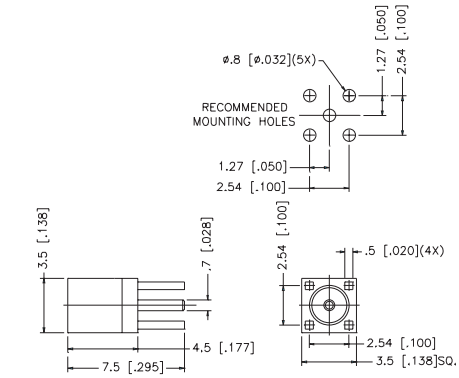

Right Angle Jack for P.C. Board

P.N.	Cable Group	Plt.	Ins.	Imp.	Crimp Tool
MMCX6252N1-3GT30G-50	N/A	Gold	Teflon	50	N/A



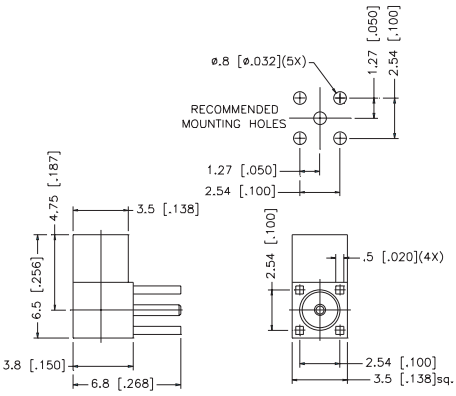

Edge Card or Vertical Mount Plug for P.C. Board

P.N.	Cable Group	Plt.	Ins.	Imp.	Crimp Tool
MMCX1251S1-3GT30G-50	N/A	Gold	Teflon	50	N/A



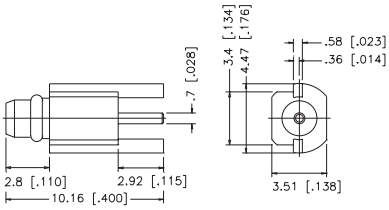

Vertical Mount Plug for P.C. Board

P.N.	Cable Group	Plt.	Ins.	Imp.	Crimp Tool
MMCX6251C1-3GW30GA-50	N/A	Gold	Teflon	50	N/A



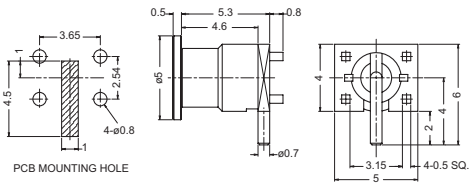

Edge Card or Vertical Mount Jack for P.C. Board

P.N.	Cable Group	Plt.	Ins.	Imp.	Crimp Tool
MMCX6251S1-3GT30G-50	N/A	Gold	Teflon	50	N/A
MMCX6251S1-001-3GT30G-50 Offset PC Legs	N/A	Gold	Teflon	50	N/A



MMCX6251S1-3GT30G-50

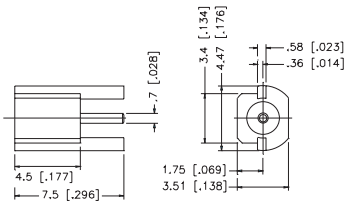

MMCX6251S1-001-3GT30G-50

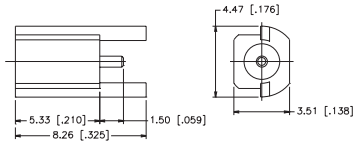

Surface Mount Jack Receptacle

P.N.	Cable Group	Plt.	Ins.	Imp.	Crimp Tool
908-22101	N/A	Gold	LPC	50	N/A



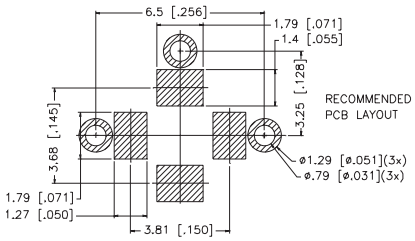

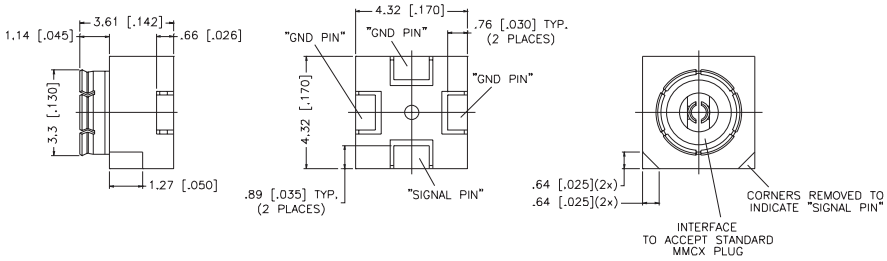

Surface Mount Jack Receptacle - Tape and Reel

P.N.	Cable Group	Plt.	Ins.	Imp.	Crimp Tool
908-22101T 1500 per reel	N/A	Gold	LPC	50	N/A



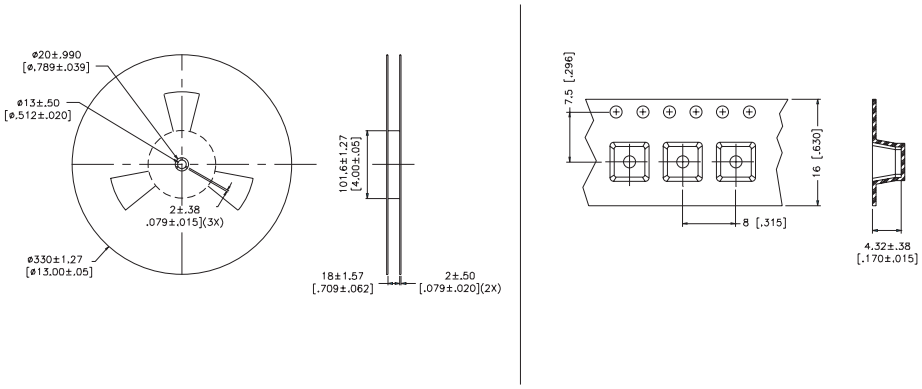

NOTE:
BLISTER TAPE PACKAGED UNIFORMLY FOR VERTICAL MOUNTING AND SUPPLIED IN ACCORDANCE WITH IEC 286-3/EIA 481

Jack-to-Jack Adapter

P.N.	Cable Group	Plt.	Ins.	Imp.	Crimp Tool
MMCX7071A1-3GT30G-50	N/A	Gold	Teflon	50	N/A

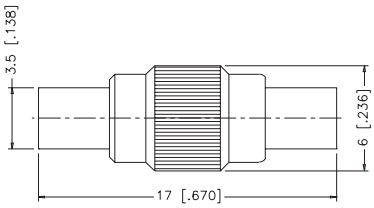

Jack-to-Jack Bulkhead Adapter

P.N.	Cable Group	Plt.	Ins.	Imp.	Crimp Tool
MMCX7471A1-3GT30G-50	N/A	Gold	Teflon	50	N/A

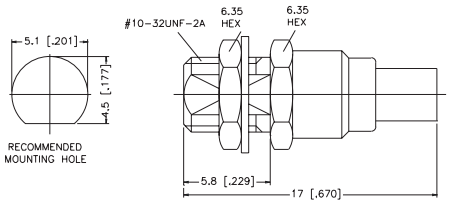

Description

MCX connectors conform to the European CECC 22220 spec and were introduced in the 1980's. While the MCX uses identical inner contact and insulator dimensions as the SMB, the outer diameter of the plug is .140 inches, which is 30% smaller than the SMB. This series provides designers with options where weight and physical space are limited. MCX provides broadband capability though 6 GHz with a snap-on connector design. A range of connectors are available, including printed circuit board and cable connectors and they are all used in the Automotive, Wireless LAN, Broadband and Wireless Infrastructure markets.

Features/Benefits

- Broadband performance with low reflection DC to 6 GHz
- Quick connect/disconnect snap-on mating reduces installation time
- Accommodates a wide range of miniature RG flexible semi-rigid coaxial cables

Applications

- Base Station
- Components
- GPS
- Head End Equipment
- Instrumentation
- PC/LAN
- Radios
- Telecom
- Wireless/Networks Antenna

50 Ω MCX Specifications

Electrical

Impedance	50 Ω
Frequency Range	0-6 GHz
Voltage Rating	335 VRMS
Dielectric Withstanding Voltage	1,000 volts
VSWR	Straight connectors: 1.00 @ 2.5 GHz Right angle connectors: 1.10 @ 2.5 GHz
Contact Resistance	Center contact: 5 m Ω; Outer contact: 1.0 m Ω
Insulation Resistance	5,000 M Ω minimum
Insertion Loss	0.10 dB @ 1 GHz

Mechanical

Mating	Snap-on coupling per CECC 22220
Braid/Jacket Cable Affixment	Hex Crimp
Center Conductor Cable Affixment	Solder
Contact Captivation	All types unless noted otherwise
Engagement Forces	Engagement: 4.5 lbs (20N) maximum Disengagement: 2.3 lbs (10N) minimum
Connector Durability	500 mating cycles minimum

Material

Male Contact	Brass per QQB-626
Female Contact	Beryllium copper per QQC-530, heat-treated per MIL-H-7199
Contact Plating	30 µ" Gold
Body, Metal Parts	Brass per QQB-626
Body/Metal Parts Finish	Nickel or Gold
Insulator	PTFE
Gasket	Silicone rubber
Crimp Ferrule	Seamless copper tubing alloy
Ferrule Finish	Nickel or Gold

Environmental

Temperature Range	-65˚C to +165˚C
Thermal Shock	MIL-STD-202 method 107, test condition B (except high temperatures @ 200˚C
Shock	MIL-STD-202 method 213, snap-on, test condition B
Vibration	MIL-STD-202 method 204, snap-on, test condition B
Corrosion	MIL-STD-202 method 101, test condition B. 5% salt solution

Plug

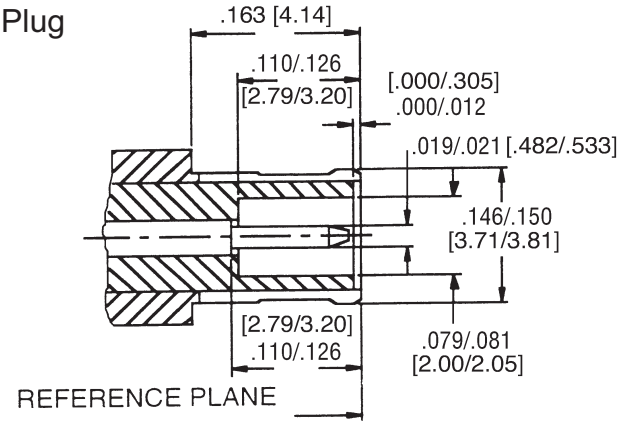

Jack

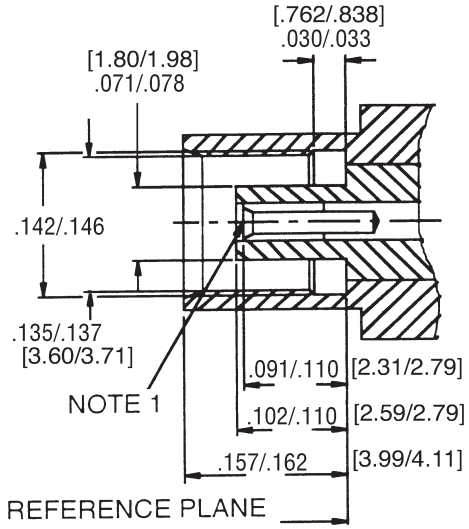

Straight Crimp Plug - Miniature cable

P.N.	Cable Group	Plt.	Ins.	Imp.	Crimp Tool
MCX1121A1-NT30G-5-50	05	Nickel	Teflon	50	1
MCX1121A1-3GT30G-5-50	05	Gold	Teflon	50	1
MCX1121A1-002-NT30G-5A-50	5A	Nickel	Teflon	50	2
MCX1121A1-002-3GT30G-5A-50	05A	Gold	Teflon	50	2
MCX1121A1-NT30G-6-75	06	Nickel	Teflon	75	2
MCX1121A1-3GT30G-6-75	06	Gold	Teflon	75	2
MCX1121A1-NT30G-6A-75	06A	Nickel	Teflon	75	2
MCX1121A1-3GT30G-6A-75	06A	Gold	Teflon	75	2
MCX1121A1-NT30G-14-50	14	Nickel	Teflon	50	1
MCX1121A1-3GT30G-14-50	14	Gold	Teflon	50	1

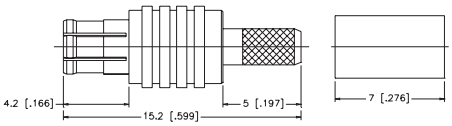

Assembly Instruction J - page 236

Straight Solder Plug - Semi-Rigid Cable

P.N.	Cable Group	Plt.	Ins.	Imp.	Crimp Tool
MCX1181A2-NT30G-10-50	10	Nickel	Teflon	50	N/A
MCX1181A2-3GT30G-10-50	10	Gold	Teflon	50	N/A
MCX1181A1-NT30G-11-50	11	Nickel	Teflon	50	N/A
MCX1181A1-3GT30G-11-50	11	Gold	Teflon	50	N/A
MCX1181A1-3GT30G-13-50	13	Gold	Teflon	50	N/A



MCX1181A1-3GT30G-13-50

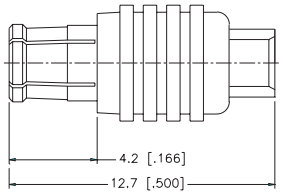

Assembly Instruction C - page 229
Assembly Instruction E - page 231

Right Angle Crimp Plug - Standard and Miniature Cable

P.N.	Cable Group	Plt.	Ins.	Imp.	Crimp Tool
MCX1112A1-NT30G-1-50	01	Nickel	Teflon	50	3
MCX1112A1-3GT30G-1-50	01	Gold	Teflon	50	3
MCX1112A1-NT30G-1A-50	01A	Nickel	Teflon	50	4
MCX1112A1-3GT30G-1A-50	01A	Gold	Teflon	50	4
MCX1112A1-NT30G-5-50	05	Nickel	Teflon	50	1
MCX1112A1-3GT30G-5-50	05	Gold	Teflon	50	1
MCX1112A1-NT30G-5A-50	05A	Nickel	Teflon	50	2
MCX1112A1-3GT30G-5A-50	05A	Gold	Teflon	50	2
MCX1112A1-NT30G-6-75	06	Nickel	Teflon	75	1
MCX1112A1-3GT30G-6-75	06	Gold	Teflon	75	1
MCX1112A1-NT30G-6A-75	06A	Nickel	Teflon	75	2
MCX1112A1-3GT30G-6A-75	06A	Gold	Teflon	75	2
MCX1112A1-NT30G-14-50	14	Nickel	Teflon	50	1
MCX1112A1-3GT30G-14-50	14	Gold	Teflon	50	1



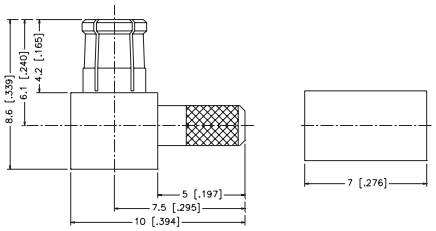

Assembly Instruction I - page 235

Right Angle Solder Plug - Semi-Rigid Cable

P.N.	Cable Group	Plt.	Ins.	Imp.	Crimp Tool
MCX1182A1-NT30G-10-50	10	Nickel	Teflon	50	N/A
MCX1182A1-3GT30G-10-50	10	Gold	Teflon	50	N/A
MCX1182A1-NT30G-11-50	11	Nickel	Teflon	50	N/A
MCX1182A1-3GT30G-11-50	11	Gold	Teflon	50	N/A
MCX1182A1-3GT30G-13-50	13	Gold	Teflon	50	N/A

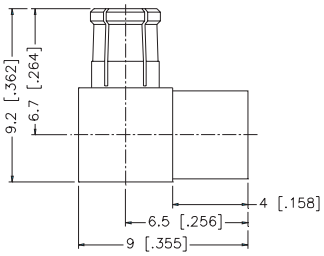

Assembly Instruction F - page 232

Straight Crimp Jack - Miniature Cable

P.N.	Cable Group	Plt.	Ins.	Imp.	Crimp Tool
MCX6121A1-NT30G-5-50	05	Nickel	Teflon	50	1
MCX6121A1-3GT30G-5-50	05	Gold	Teflon	50	1
MCX6121A1-NT30G-5A-50	05A	Nickel	Teflon	50	2
MCX6121A1-3GT30G-5A-50	05A	Gold	Teflon	50	2
MCX6121A1-NT30G-14-50	14	Nickel	Teflon	50	1
MCX6121A1-3GT30G-14-50	14	Gold	Teflon	50	1
MCX6121A1-NT30G-6-75	06	Nickel	Teflon	75	1
MCX6121A1-3GT30G-6-75	06	Gold	Teflon	75	1
MCX6121A1-NT30G-6A-75	06A	Nickel	Teflon	75	2
MCX6121A1-3GT30G-6A-75	06A	Gold	Teflon	75	2



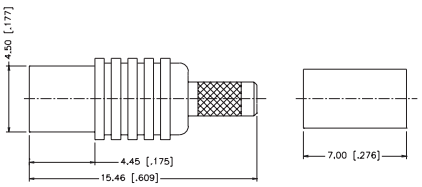

Assembly Instruction J - page 236

Straight Solder Jack - Semi-Rigid Cable

P.N.	Cable Group	Plt.	Ins.	Imp.	Crimp Tool
MCX6181A1-NT30G-11-50	11	Nickel	Teflon	50	N/A
MCX6181A1-3GT30G-11-50	11	Gold	Teflon	50	N/A
MCX6181A1-3GT30G-13-50	13	Gold	Teflon	50	N/A
MCX6182A1-3GT30G-13-50 Right Angle Jack	13	Gold	Teflon	50	N/A

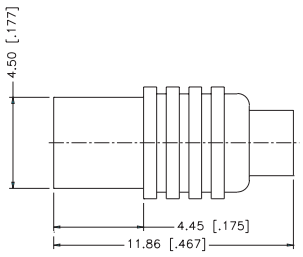

Assembly Instruction C - page 229
Assembly Instruction E - page 231
Assembly Instruction F - page 232

Straight Crimp Bulkhead Jack - Miniature Cable

P.N.	Cable Group	Plt.	Ins.	Imp.	Crimp Tool
MCX6421A1-NT30G-5-50	05	Nickel	Teflon	50	1
MCX6421A1-3GT30G-5-50	05	Gold	Teflon	50	1
MCX6421A1-NT30G-5A-50	05A	Nickel	Teflon	50	2
MCX6421A1-3GT30G-5A-50	05A	Gold	Teflon	50	2
MCX6421A1-NT30G-6-75	06	Nickel	Teflon	75	1
MCX6421A1-3GT30G-6-75	06	Gold	Teflon	75	1
MCX6421A1-NT30G-6A-75	06A	Nickel	Teflon	75	2
MCX6421A1-3GT30G-6A-75	06A	Gold	Teflon	75	2
MCX6421A1-NT30G-14-50	14	Nickel	Teflon	50	1
MCX6421A1-N/3GT30G-14-50	14	Gold	Teflon	50	1

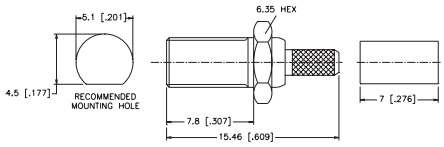

Assembly Instruction J - page 236

Straight Solder Bulkhead Jack - Semi-Rigid Cable

P.N.	Cable Group	Plt.	Ins.	Imp.	Crimp Tool
MCX6481A1-3GT30G-11-50	11	Gold	Teflon	50	N/A
MCX6481A1-3GT30G-13-50	13	Gold	Teflon	50	N/A

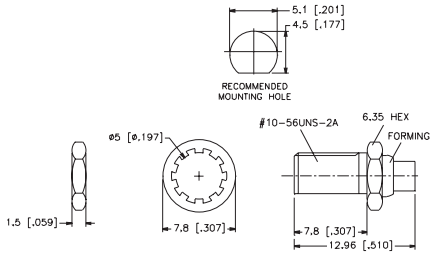

Assembly Instruction B - page 228
Assembly Instruction C - page 229

Straight Jack for P.C. Board

P.N.	Cable Group	Plt.	Ins.	Imp.	Crimp Tool
MCX6251B1-NT30G-50	N/A	Nickel	Teflon	50	N/A
MCX6251B3-NT30G-50 2.92mm [.115"] LEGS	N/A	Nickel	Teflon	50	N/A
MCX6251B1-3GT30G-50	N/A	Gold	Teflon	50	N/A
MCX6251B3-3GT30G-50 2.92mm [.115"] LEGS	N/A	Gold	Teflon	50	N/A
MCX6251B4-NT30G-50 Surface Mount	N/A	Nickel	Teflon	50	N/A
MCX6251B4-3GT30G-50 Surface Mount	N/A	Gold	Teflon	50	N/A



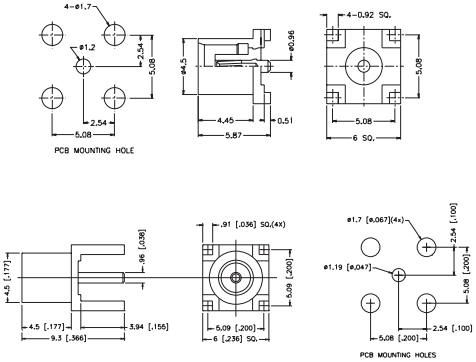

Straight Jack for P.C. Board

P.N.	Cable Group	Plt.	Ins.	Imp.	Crimp Tool
MCX6251A1-3GT30G-50	N/A	Gold	Teflon	50	N/A
MCX6251A4-3GT30G-50	N/A	Gold	Teflon	50	N/A

Surface Mount

Low cost version, diecast

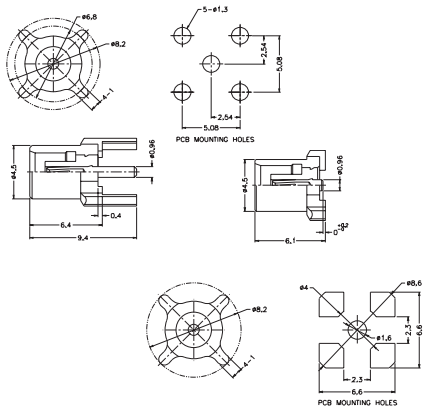

Right Angle Jack for P.C. Board

P.N.	Cable Group	Plt.	Ins.	Imp.	Crimp Tool
MCX6252B1-NT30G-50	N/A	Nickel	Teflon	50	N/A
MCX6252B1-3GT30G-50	N/A	Gold	Teflon	50	N/A
MCX6252B1-001-NT30G-50 2.92 mm [.115"] LEGS	N/A	Nickel	Teflon	50	N/A
MCX6252B1-001-3GT30G-50 2.92 mm [.115"] LEGS	N/A	Gold	Teflon	50	N/A
MCX6252B1-004-NT30G-50 1.73 mm [.068"] LEGS	N/A	Nickel	Teflon	50	N/A
MCX6252B1-004-3GT30G-50 1.73 mm [.068"] LEGS	N/A	Gold	Teflon	50	N/A
MCX6252B4-NT30G-50 Surface Mount	N/A	Nickel	Teflon	50	N/A
MCX6252B4-3GT30G-50 Surface Mount	N/A	Gold	Teflon	50	N/A



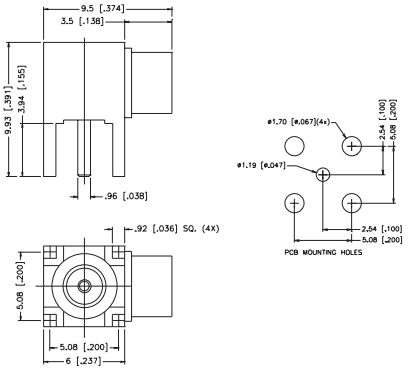

Straight Plug for P.C. Board

P.N.	Cable Group	Plt.	Ins.	Imp.	Crimp Tool
MCX1251B1-001-NT30G-50	N/A	Nickel	Teflon	50	N/A
MCX1251B1-001-3GT30G-50	N/A	Gold	Teflon	50	N/A



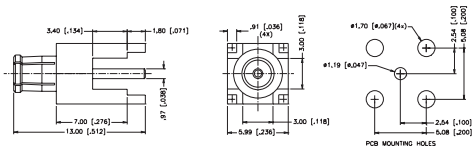

Right Angle Plug for P.C. Board

P.N.	Cable Group	Plt.	Ins.	Imp.	Crimp Tool
MCX1252B1-NT30G-50	N/A	Nickel	Teflon	50	N/A
MCX1252B1-3GT30G-50	N/A	Gold	Teflon	50	N/A



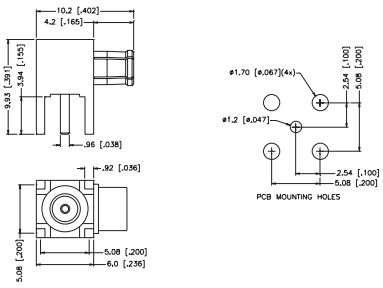

Edgecard Receptacle for P.C. Board

P.N.	Cable Group	Plt.	Ins.	Imp.	Crimp Tool
MCX625100-001-NT30G-50	N/A	Nickel	Teflon	50	N/A
MCX625100-001-3GT30G-50	N/A	Gold	Teflon	50	N/A



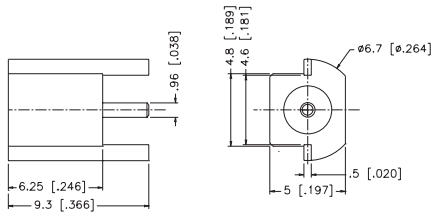

Straight Bulkhead Receptacle

P.N.	Cable Group	Plt.	Ins.	Imp.	Crimp Tool
MCX6351B9-NT30G-50	N/A	Nickel	Teflon	50	N/A
MCX6351B9-3GT30G-50	N/A	Gold	Teflon	50	N/A



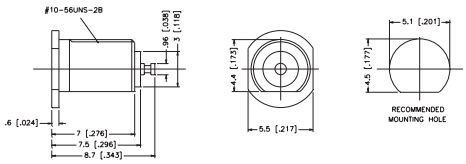

Straight Bulkhead Receptacle - Press Fit

P.N.	Cable Group	Plt.	Ins.	Imp.	Crimp Tool
MCX6051A1-NT30G-50	N/A	Nickel	Teflon	50	N/A
MCX6051A1-3GT30G-50	N/A	Gold	Teflon	50	N/A

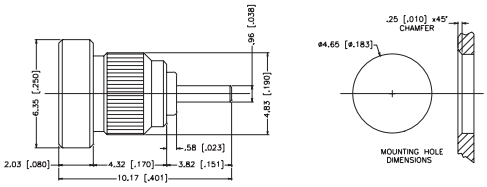

Straight Bulkhead Plug Receptacle

P.N.	Cable Group	Plt.	Ins.	Imp.	Crimp Tool
MCX1451A1-001-NT30G-50	N/A	Nickel	Teflon	50	N/A
MCX1451A1-001-3GT30G-50	N/A	Gold	Teflon	50	N/A



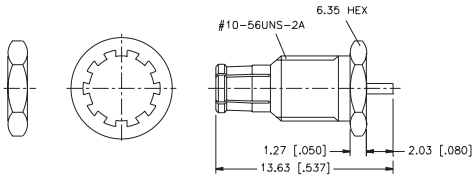

Jack-to-Jack Adapter

P.N.	Cable Group	Plt.	Ins.	Imp.	Crimp Tool
MCX7071A1-NT30G-50	N/A	Nickel	Teflon	50	N/A
MCX7071A1-3GT30G-50	N/A	Gold	Teflon	50	N/A

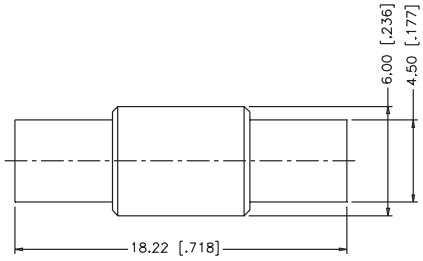

Jack-to-Jack Bulkhead Adapter

P.N.	Cable Group	Plt.	Ins.	Imp.	Crimp Tool
MCX7471A1-NT30G-50	N/A	Nickel	Teflon	50	N/A
MCX7471A1-3GT30G-50	N/A	Gold	Teflon	50	N/A

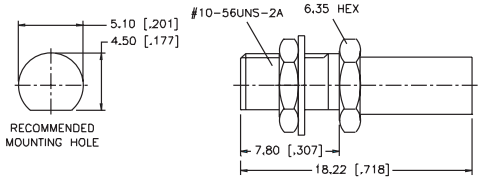

Description

SMA is an acronym for SubMiniature version A and was developed in the 1960's. It uses a threaded interface. 50 Ω SMA connectors are semi-precision, subminiature units that provide excellent electrical performance from DC to 18 GHz. These high-performance connectors are compact in size and mechanically have outstanding durability.

For phase array radar, test equipment, ILS landing systems and other instrumentation using phase matching techniques, these SMA connectors for semi-rigid coaxial cables and the SMA Plug-to-Jack adapter offer a precise and simple means of phase adjustment for microwave devices. Built in accordance with MIL-C-39012 and CECC 22110/111, SMA connectors can be mated with all connectors that meet these interface specifications, regardless of manufacturer.

Features/Benefits

- Broadband performance DC to 18 GHz with low reflection stainless steel construction and ¼-36 threaded coupling
- Brass SMA available in nickel or gold plating which provides approximately 30% cost reduction with 100 mating cycles
- Available for .085” and .141” diameter semi-rigid cables and all the standard flexible cables including double shielded RG-316
- Phase Adjustable SMA connectors provide ease of mechanical screw adjustments

Applications

- Base Stations
- Cable Assemblies
- Instrumentation
- Mil/Aero
- Process Controls
- PC/LAN
- Telecom

Brass SMA Specifications

Electrical

Impedance	50 Ω
Frequency Range	.141” & .085” semi-rigid cable: 0-18 GHz Flexible cables: 0-12.4 GHz
Voltage Rating	RG-58, 141, 142: 500 volts peak RG-174, 188, 316: 375 volts peak
Dielectric Withstanding Voltage	.141” & RG-58 cables: 1,000 VRMS .085” & RG-316 cables: 750 VRMS
VSWR	Straight connector, .141”: 1.05 + .005 f (GHz) Straight connector, RG-174: 1.15 + .02 f (GHz) Straight connector, RG-58: 1.15 + .01 f (GHz) Straight connector, RG-178: 1.20 + .025 f (GHz)
Contact Resistance	Center contact: 2.0 mΩ Body: 2.0 mΩ Braid to body: 0.5 mΩ
Insulation Resistance	5,000 MΩ
Insertion Loss	dB maximum= .06v[f(GHz)] Test frequency @ 6.0 GHz
RF Leakage	-90 dB minimum @ 2.3 GHz

Mechanical

Mating	.250-36 threaded coupling
Mating Torque	Recommended: 4 inch pounds (45 N.cm) Maximum: 5.2 inch pounds (60 N.cm)
Connector Durability	100 matings

Material

Bodies, Coupling Nuts, Other Metal Parts (except as noted)	Brass per QQ-B-626
Contacts	Male: Brass Female: Beryllium copper, heat treated
Center Contact Plating	.000030” minimum gold
Plating (Other Metal Parts)Standard	.000010” gold or nickel plated
Insulator	TFE fluorocarbon
Gaskets	Silicone rubber

Environmental

Temperature Range	-65˚C to +165˚C
Thermal Shock	MIL-STD-202 method 107 (test condition B) except high temperatures @ +200˚C
Vibration	MIL-STD-202 method 204 (test condition D)
Shock	MIL-STD-202 method 213 (test condition I). No discontinuity permitted
Corrosion	MIL-STD-202 method 101 (test condition B) 5% salt solution
Moisture Resistance	MIL-STD-202 method 106, except step 7b (vibration) omitted, and high humidity measurements do not apply
Weatherproofing	Crimp type: heat shrink tubing Solder type: silicone rubber gaskets
Altitude	MIL-STD-202 method 105 (test condition C), no corona at 70,000 feet

Military Specifications

MIL-C-39012 & MIL-C-83517 SMA Specification Sheets	As applicable

Plug

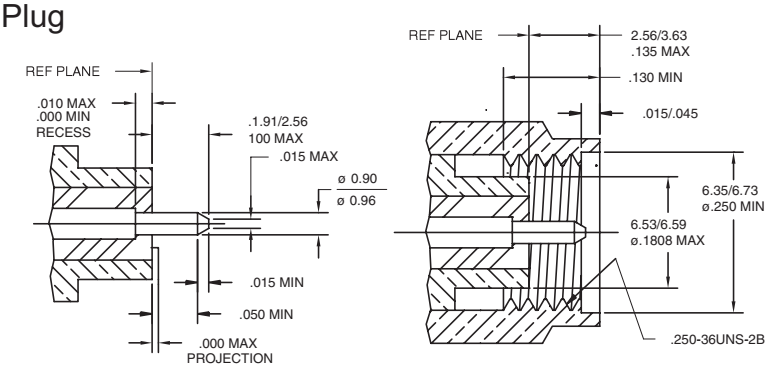

Jack

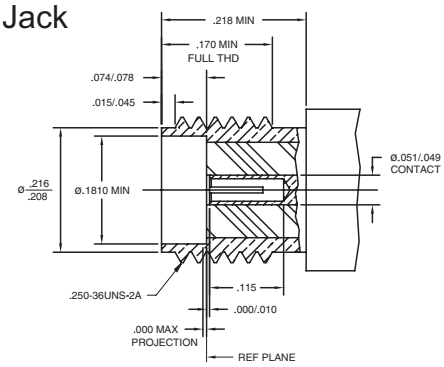

Straight Solder Plug - Cable Inner Conductor Center Contact - Semi-Rigid Cable

P.N.	Cable Group	Plt.	Ins.	Imp.	Crimp Tool
SMA1181K1-3G-10-50	10	Gold	N/A	50	N/A

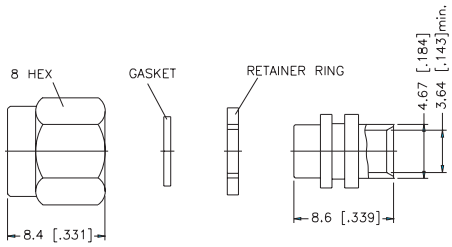

Assembly Instruction A - page 227

Straight Solder Plug - With Contact - Semi-Rigid Cable

P.N.	Cable Group	Plt.	Ins.	Imp.	Crimp Tool
SMA1181A2-3GT50G-11-50	11	Gold	Teflon	50	N/A
SMA1181A1-3GT50G-10-50	10	Gold	Teflon	50	N/A
SMA1181K1-S/P-10-50 Stainless Steel	10	Gold	Teflon	50	N/A
SMA1181A2-3GT50G-13-50	13	Gold	Teflon	50	N/A



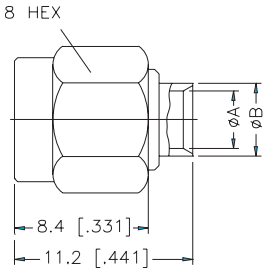

Assembly Instruction B - page 228
Assembly Instruction C - page 229

Straight Solder Plug - With Contact and Torque Nut - Semi-Rigid Cable

P.N.	Cable Group	Plt.	Ins.	Imp.	Crimp Tool
SMA1181A1-004-3GT50G-11-50 Stainless Steel Nut	11	Gold	Teflon	50	N/A

Cable: .047" Cable, A = 1.24 mm [.049"] min,

.085" Cable, A = 2.2 mm [.087"] min,

.141" Cable, A = 3.6 mm [.142"] min,

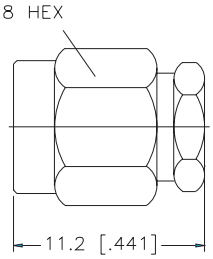

Assembly Instruction B - page 228

Right Angle Solder Plug DC - 12.4 GHZ - Semi-Rigid Cable

P.N.	Cable Group	Plt.	Ins.	Imp.	Crimp Tool
SMA1182A2-3GT50G-10-50	10	Gold	Teflon	50	N/A
SMA1182Z2-3GT50G-11-50 Stainless Steel Nut	11	Gold	Teflon	50	N/A
SMA1182A2-3GT50G-11-50	11	Gold	Teflon	50	N/A
SMA1182A2-3GT50G-13-50	13	Gold	Teflon	50	N/A

Cable: .047" Cable, A = 1.24 mm [.049"] min,

.085" Cable, A = 2.2 mm [.087"] min,

.141" Cable, A = 3.6 mm [.142"] min,



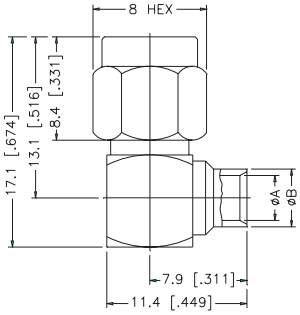

Assembly Instruction D - page 230

Straight Solder Jack - Semi-Rigid Cable

P.N.	Cable Group	Plt.	Ins.	Imp.	Crimp Tool
SMA6181A1-3GT50G-10-50	10	Gold	Teflon	50	N/A
SMA6181A2-3GT50G-11-50	11	Gold	Teflon	50	N/A
SMA6181A2-3GT50G-13-50	13	Gold	Teflon	50	N/A

Cable: .047" Cable, A = 1.24 mm [.049"] min,

.085" Cable, A = 2.2 mm [.087"] min,

.141" Cable, A = 3.6 mm [.142"] min,



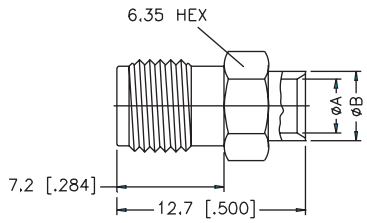

Assembly Instruction B - page 228
Assembly Instruction C - page 229

Bulkhead Feedthrough Solder Jack - O-Ring seal - Semi-Rigid Cable

P.N.	Cable Group	Plt.	Ins.	Imp.	Crimp Tool
SMA6481A1-3GT50G-10-50	10	Gold	Teflon	50	N/A
SMA6481A2-3GT50G-11-50	11	Gold	Teflon	50	N/A
SMA6481A2-3GT50G-13-50	13	Gold	Teflon	50	N/A

Cable: .047" Cable, A = 1.24 mm [.049"] min,

.085" Cable, A = 2.2 mm [.087"] min,

.141" Cable, A = 3.6 mm [.142"] min,

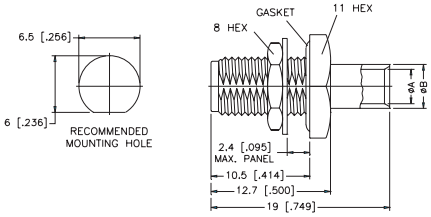

Assembly Instruction B - page 228
Assembly Instruction C - page 229

Panel Mount Solder Jack - 4 hole Square Flange - Semi-Rigid Cable

P.N.	Cable Group	Plt.	Ins.	Imp.	Crimp Tool
SMA6581A2-3GT50G-11-50	11	Gold	Teflon	50	N/A
SMA6581A1-3GT50G-10-50	10	Gold	Teflon	50	N/A
SMA6581A3-3GT50G-13-50	13	Gold	Teflon	50	N/A

Cable: .047" Cable, A = 1.24 mm [.049"] min,

.085" Cable, A = 2.2 mm [.087"] min,

.141" Cable, A = 3.6 mm [.142"] min,



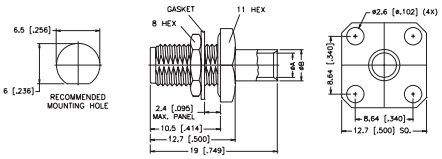

Assembly Instruction B - page 228
Assembly Instruction C - page 229

Panel Mount Solder Jack - 2 hole Square Flange - Semi-Rigid Cable

P.N.	Cable Group	Plt.	Ins.	Imp.	Crimp Tool
SMA6581B2-3GT50G-11-50	11	Gold	Teflon	50	N/A
SMA6581B1-3GT50G-10-50	10	Gold	Teflon	50	N/A
SMA6581B3-3GT50G-13-50	13	Gold	Teflon	50	N/A

Cable: .047" Cable, A = 1.24 mm [.049"] min,

.085" Cable, A = 2.2 mm [.087"] min,

.141" Cable, A = 3.6 mm [.142"] min,



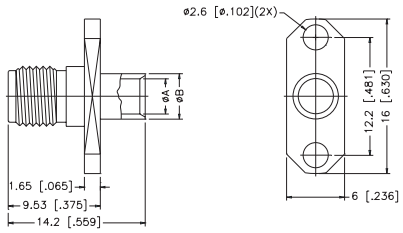

Assembly Instruction B - page 228
Assembly Instruction C - page 229

Straight Crimp Plug - Standard Cable

P.N.	Cable Group	Plt.	Ins.	Imp.	Crimp Tool
SMA1111A1-3GT50G-1-50	01	Gold	Teflon	50	3 or 4
SMA1111A1-3GT50G-1A-50	01A	Gold	Teflon	50	3 or 4
SMA1111A1-3GT50G-1B-50	01B	Gold	Teflon	50	3 or 4
SMA1111A1-007-3GT50G-7B-50	07B	Gold	Teflon	50	4

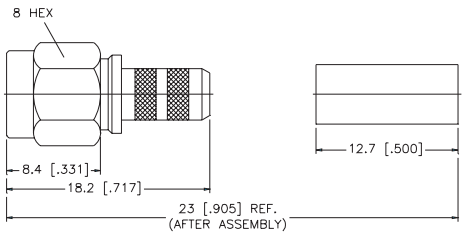

Assembly Instruction J - page 236

Straight Crimp Plug - Miniature Cable

P.N.	Cable Group	Plt.	Ins.	Imp.	Crimp Tool
SMA1111A2-3GT50G-5-50	05	Gold	Teflon	50	1 or 2
SMA1111A2-S/PT50G-5-50 Stainless Steel	05	Gold	Teflon	50	1 or 2
SMA1111Z2-NT50G-5-50	05	Nickel	Teflon	50	1 or 2
SMA1111A2-3GT50G-5A-50	05A	Gold	Teflon	50	2
SMA1111G2-3GT50G-14-50	14	Gold	Teflon	50	1 or 2
SMA1111A1-3GT50G-16-50	16	Gold	Teflon	50	3
SMA1111A1-3GT50G-16A-50	16A	Gold	Teflon	50	3

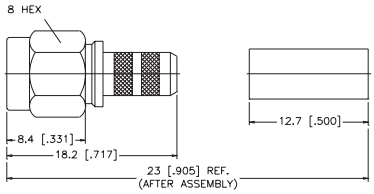

Assembly Instruction J - page 236

Right Angle Crimp Plug - Standard Cable

P.N.	Cable Group	Plt.	Ins.	Imp.	Crimp Tool
SMA1112A6-3GT50G-1-50	01	Gold	Teflon	50	3 or 4
SMA1112A4-S/PT50G-1-50 Steenless Steel	01	Gold	Teflon	50	3 or 4
SMA1112A6-3GT50G-1A-50	01A	Gold	Teflon	50	3 or 4
SMA1112A1-3GT50G-1B-50	01B	Gold	Teflon	50	3 or 4
SMA1112A1-3GT50G-7B-50	07B	Gold	Teflon	50	4
SMA1112A1-3GT30G-7C-50	7C	Gold	Teflon	50	6



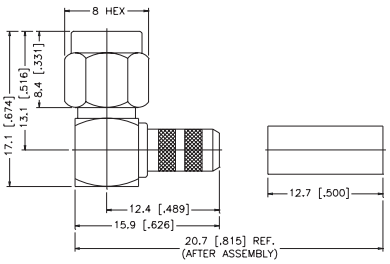

Assembly Instruction I - page 235

Right Angle Crimp Plug - Miniature Cable

P.N.	Cable Group	Plt.	Ins.	Imp.	Crimp Tool
SMA1112A5-3GT50G-5-50	05	Gold	Teflon	50	1 or 2
SMA1112A5-3GT50G-5A-50	05A	Gold	Teflon	50	2
SMA1112A3-3GT50G-14-50	14	Gold	Teflon	50	1 or 2
SMA1112A6-3GT50G-16-50	16	Gold	Teflon	50	3
SMA1112A6-3GT50G-16A-50	16A	Gold	Teflon	50	3



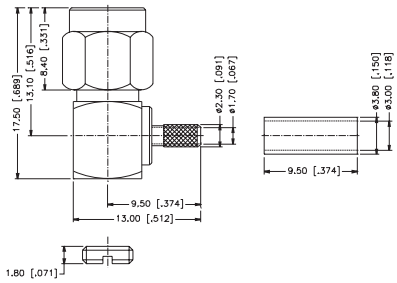

Assembly Instruction I - page 235

Straight Crimp Jack - Standard Cable

P.N.	Cable Group	Plt.	Ins.	Imp.	Crimp Tool
SMA6111A3-3GT50G-1-50	01	Gold	Teflon	50	3 or 4
SMA6111A3-3GT50G-1A-50	01A	Gold	Teflon	50	3 or 4
SMA6111A3-3GT50G-1B-50	01B	Gold	Teflon	50	3 or 4
SMA6111A5-3GT50G-7B-50	07B	Gold	Teflon	50	4

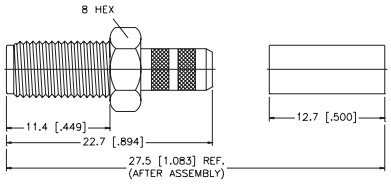

Assembly Instruction J - page 236

Straight Crimp Jack - Miniature Cable

P.N.	Cable Group	Plt.	Ins.	Imp.	Crimp Tool
SMA6111A4-3GT50G-5-50	05	Gold	Teflon	50	1 or 2
SMA6111A4-3GT50G-5A-50	05A	Gold	Teflon	50	2
SMA6111A4-001-3GT50G-5-50 Short Body	05	Gold	Teflon	50	1 or 2
SMA6111G2-3GT50G-14-50	14	Gold	Teflon	50	1 or 2

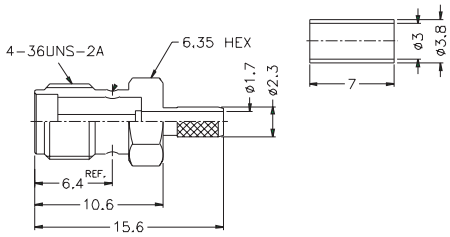

Assembly Instruction J - page 236

Bulkhead Crimp Jack - Standard Cable

P.N.	Cable Group	Plt.	Ins.	Imp.	Crimp Tool
SMA6411A1-NT50G-1-50	01	Nickel	Teflon	50	3 or 4
SMA6411A3-3GT50G-1-50	01	Gold	Teflon	50	3 or 4
SMA6411A3-3GT50G-1A-50	01A	Gold	Teflon	50	3 or 4
SMA6411A1-3GT50G-1B-50	01B	Gold	Teflon	50	3 or 4
SMA6411A1-3GT50G-7B-50	07B	Gold	Teflon	50	4



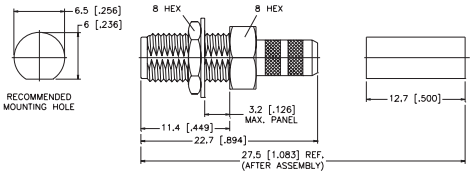

Assembly Instruction J - page 236

Bulkhead Crimp Jack - Miniature Cable

P.N.	Cable Group	Plt.	Ins.	Imp.	Crimp Tool
SMA6411A4-3GT50G-5-50	05	Gold	Teflon	50	1 or 2
SMA6411G2-001-3GT50G-5A-50	05A	Gold	Teflon	50	2
SMA6411G2-3GT50G-14-50	14	Gold	Teflon	50	1 or 2



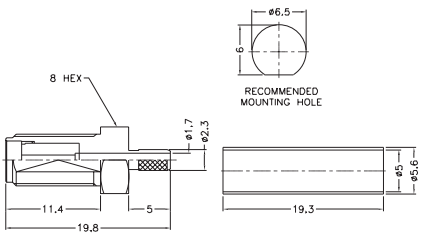

Assembly Instruction J - page 236

Right Angle Bulkhead Crimp Jack - Miniature Cable

P.N.	Cable Group	Plt.	Ins.	Imp.	Crimp Tool
SMA6412A1-001-3GT50G-1-50	01	Gold	Teflon	50	1 or 2
SMA6412B1-3GT50G-5-50	05	Gold	Teflon	50	1 or 2

Assembly Instruction J - page 236

Panel Crimp Jack - Standard Cable

P.N.	Cable Group	Plt.	Ins.	Imp.	Crimp Tool
SMA6511A1-3GT50G-1-50	01	Gold	Teflon	50	3 or 4
SMA6511A1-3GT50G-1A-50	01A	Gold	Teflon	50	3 or 4



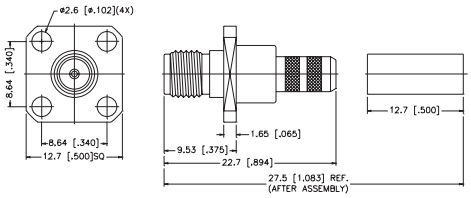

Assembly Instruction J - page 236

Panel Crimp Jack - Miniature Cable

P.N.	Cable Group	Plt.	Ins.	Imp.	Crimp Tool
SMA6511G1-3GT50G-5-50	05	Gold	Teflon	50	1 or 2
SMA6511G1-3GT50G-5A-50	05A	Gold	Teflon	50	3



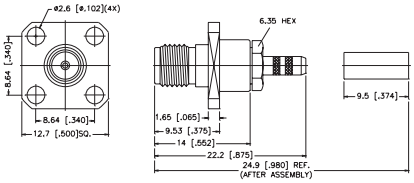

Assembly Instruction J - page 236

Straight Clamp Plug - Standard Cable

P.N.	Cable Group	Plt.	Ins.	Imp.	Crimp Tool
SMA1141C2-3GT50G-1-50	01	Gold	Teflon	50	N/A

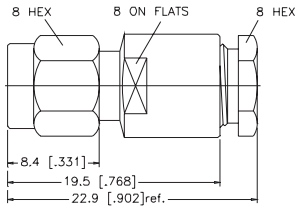

Assembly Instruction M - page 239

Straight Clamp Jack - Miniature Cable

P.N.	Cable Group	Plt.	Ins.	Imp.	Crimp Tool
SMA6141C1-3GT50G-5-50	05	Gold	Teflon	50	N/A

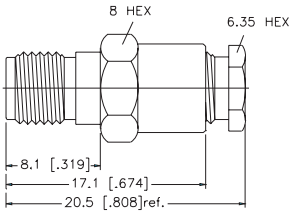

Assembly Instruction M - page 239

Bulkhead Clamp Jack - Miniature Cable

P.N.	Cable Group	Plt.	Ins.	Imp.	Crimp Tool
SMA6441C1-3GT50G-5-50	05	Gold	Teflon	50	N/A



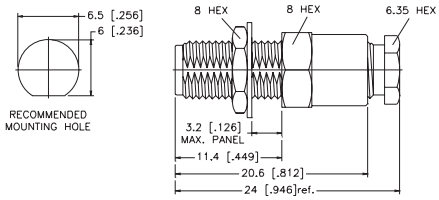

Assembly Instruction M - page 239

Panel Clamp Jack - Miniature Cable

P.N.	Cable Group	Plt.	Ins.	Imp.	Crimp Tool
SMA6541C1-3GT50G-5-50	05	Gold	Teflon	50	N/A



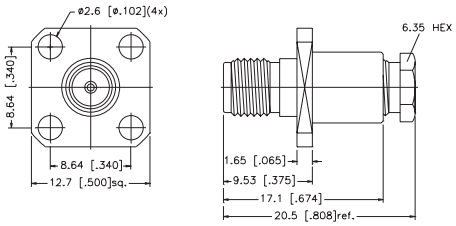

Assembly Instruction H - page 234

Right Angle Clamp Plug - Standard Cable

P.N.	Cable Group	Plt.	Ins.	Imp.	Crimp Tool
SMA1142C2-3GT50G-1-50	01	Gold	Teflon	50	N/A



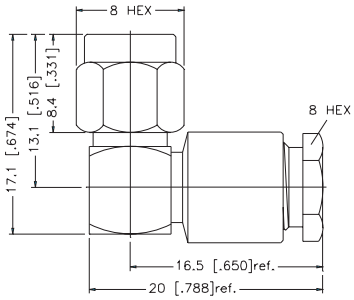

Assembly Instruction D - page 230

Right Angle Clamp Jack - Miniature Cable

P.N.	Cable Group	Plt.	Ins.	Imp.	Crimp Tool
SMA1142C1-3GT50G-5-50	05	Gold	Teflon	50	N/A



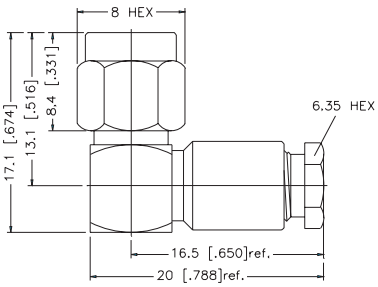

Assembly Instruction D - page 230

Straight Plug for P.C. Board

P.N.	Cable Group	Plt.	Ins.	Imp.	Crimp Tool
SMA1251A1-3GT50G-50	N/A	Gold	Teflon	50	N/A



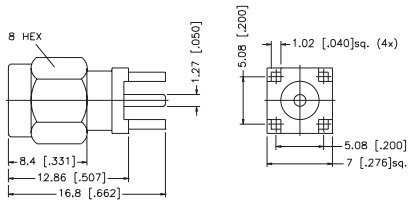

Straight Jack for P.C. Board

P.N.	Cable Group	Plt.	Ins.	Imp.	Crimp Tool
SMA6251A1-3GT50G-50	N/A	Gold	Teflon	50	N/A
SMA6251A2-3GT50G-50 SURFACE MOUNT	N/A	Gold	Teflon	50	N/A



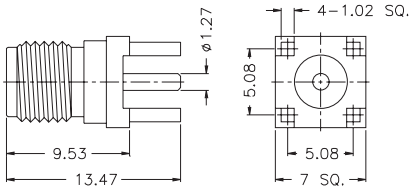

Right Angle Plug for P.C. Board

P.N.	Cable Group	Plt.	Ins.	Imp.	Crimp Tool
SMA1252A2-3GT50G-50	N/A	Gold	Teflon	50	N/A



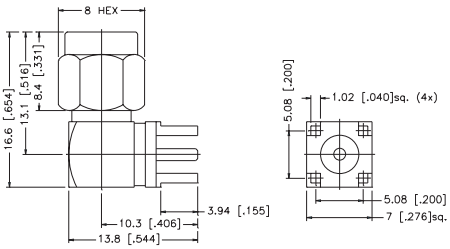

Right Angle Jack for P.C. Board

P.N.	Cable Group	Plt.	Ins.	Imp.	Crimp Tool
SMA6252A2-3GT50G-50	N/A	Gold	Teflon	50	N/A
SMA6252D1-3GT50G-50 Diecast Body	N/A	Gold	Teflon	50	N/A



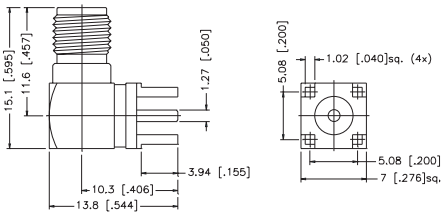

Right Angle Bulkhead Jack for P.C. Board

P.N.	Cable Group	Plt.	Ins.	Imp.	Crimp Tool
SMA6252A2-008-3GT50G-00	N/A	Gold	Teflon	50	N/A



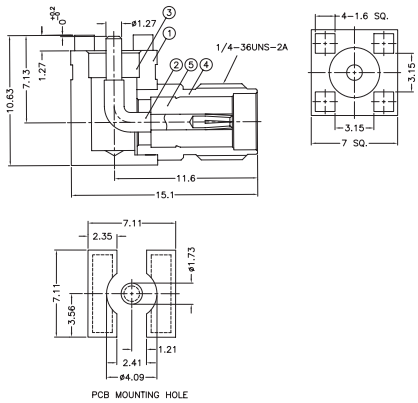

Right Angle Bulkhead Jack for P.C. Board

P.N.	Cable Group	Plt.	Ins.	Imp.	Crimp Tool
SMA6252A9-3GT30G-50	N/A	Gold	Teflon	50	N/A



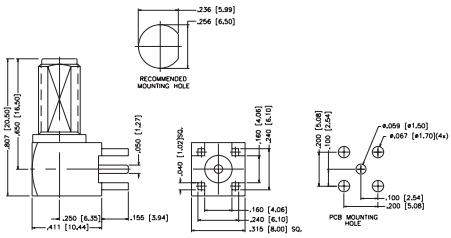

End Launch Jack Receptacle for P.C. Board

P.N.	Cable Group	Plt.	Ins.	Imp.	Crimp Tool
SMA6251A1-019-3GT50G-50	N/A	Gold	Teflon	50	N/A



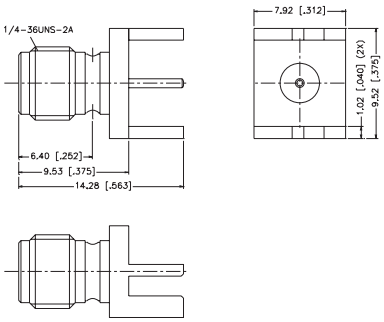

Push Fit Jack Receptacle

P.N.	Cable Group	Plt.	Ins.	Imp.	Crimp Tool
SMA6051A1-006-S/PT50G-50	N/A	Gold	Teflon	50	N/A

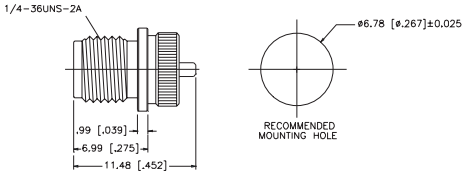

Bulkhead Jack Receptacle - Front Mount

P.N.	Cable Group	Plt.	Ins.	Imp.	Crimp Tool
SMA6351B1-3GT50G-50	N/A	Gold	Teflon	50	N/A
SMA6351B1-002-3GT50G-50 Bulkhead Mount	N/A	Gold	Teflon	50	N/A
SMA6351B1-003-3GT50G-50 Extended Body, Blunt Post	N/A	Gold	Teflon	50	N/A

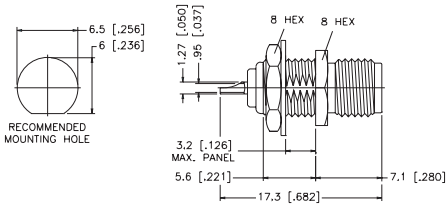

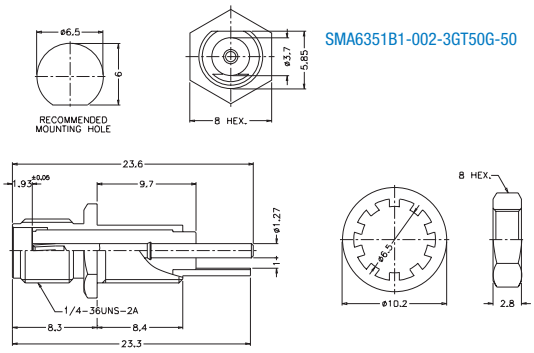

SMA6351B1-002-3GT50G-50

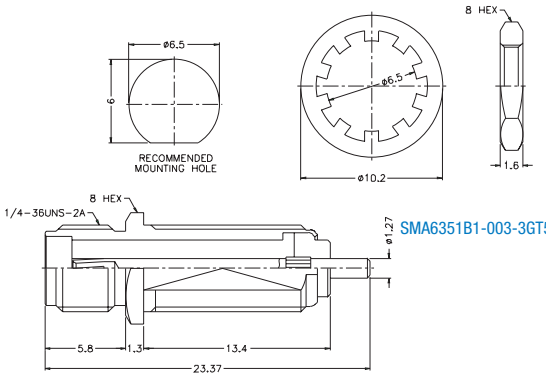

SMA6351B1-003-3GT50G-5

Bulkhead Jack Receptacle - Rear Mount

P.N.	Cable Group	Plt.	Ins.	Imp.	Crimp Tool
SMA6451A1-3GT50G-50	N/A	Gold	Teflon	50	N/A



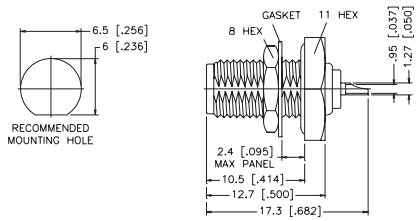

P.N.	Cable Group	Plt.	Ins.	Imp.	Crimp Tool
SMA6451B1-3GT50G-50	N/A	Gold	Teflon	50	N/A
SMA6451B1-002-3GT50G-50 Flatwasher	N/A	Gold	Teflon	50	N/A

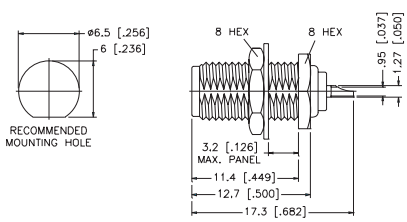

Panel Mount Plug Receptacle - 4 Hole Square Flange

P.N.	Cable Group	Plt.	Ins.	Imp.	Crimp Tool
SMA1551A1-3GT50G-50	N/A	Gold	Teflon	50	N/A



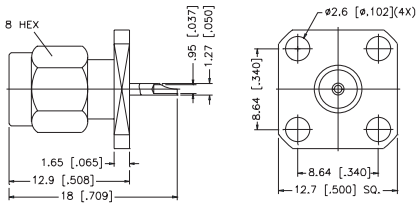

Panel Mount Plug Receptacle - 2 Hole Flange

P.N.	Cable Group	Plt.	Ins.	Imp.	Crimp Tool
SMA1551B1-3GT50G-50	N/A	Gold	Teflon	50	N/A



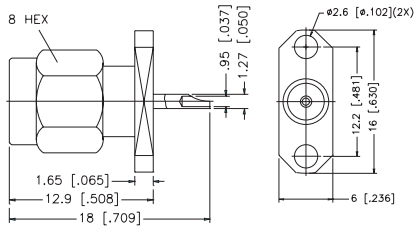

Panel Mount Jack Receptacle - 4 Hole Square Flange

P.N.	Cable Group	Plt.	Ins.	Imp.	Crimp Tool
SMA6551A1-3GT50G-50	N/A	Gold	Teflon	50	N/A
SMA6551A1-001-3GT50G-50 12.7 mm [.500"] Square Holes	N/A	Gold	Teflon	50	N/A



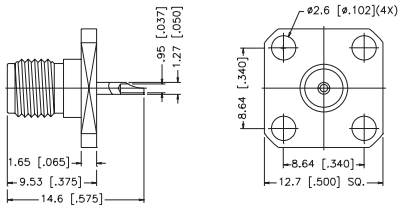

Panel Mount Jack Receptacle - 2 Hole Flange

P.N.	Cable Group	Plt.	Ins.	Imp.	Crimp Tool
SMA6551B1-3GT50G-50	N/A	Gold	Teflon	50	N/A



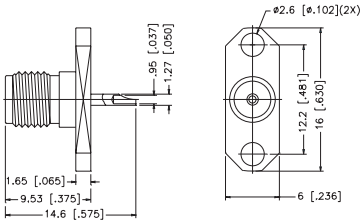

Right Angle Panel Mount Jack Receptacle - 4 Hole Square Flange

P.N.	Cable Group	Plt.	Ins.	Imp.	Crimp Tool
SMA6552A1-3GT50G-50	N/A	Gold	Teflon	50	N/A



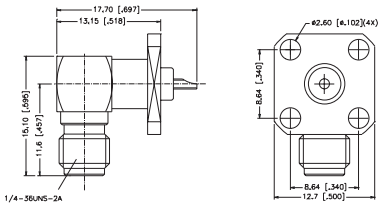

Right Angle Panel Mount Jack Receptacle - 2 Hole 90% Flange - Exposed TFE Type

P.N.	Cable Group	Plt.	Ins.	Imp.	Crimp Tool
SMA6552F1-3GT50G-50	N/A	Gold	Teflon	50	N/A

Remark: Extended teflon insulation available in various lengths.
Contact Amphenol for part number and availability.



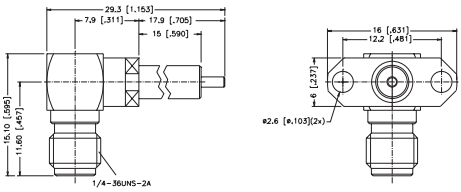

Right Angle Panel Mount Jack Receptacle - 2 Hole 45% Flange - Exposed TFE Type

P.N.	Cable Group	Plt.	Ins.	Imp.	Crimp Tool
SMA6552F1-001-3GT50G-50	N/A	Gold	Teflon	50	N/A
SMA6552F1-002-3GT50G-50	N/A	Gold	Teflon	50	N/A

Remark: Extended teflon insulation available in various lengths.
Contact Amphenol for part number and availability.

SMA6552F1-001-3GT50G-50

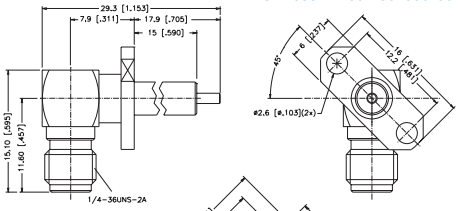

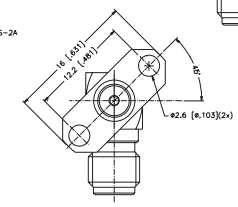

SMA6552F1-002-3GT50G-50

Right Angle Panel Mount Jack Receptacle - 4 Hole Flange - Exposed TFE Type

P.N.	Cable Group	Plt.	Ins.	Imp.	Crimp Tool
SMA6552E1-3GT50G-50	N/A	Gold	Teflon	50	N/A

Remark: Extended teflon insulation available in various lengths.
Contact Amphenol for part number and availability.



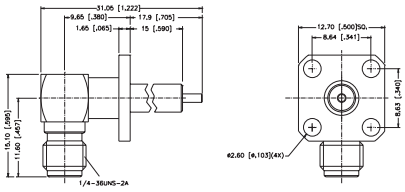

Panel Mount Plug Receptacle - 4 Hole Square Flange - Exposed TFE Type

P.N.	Cable Group	Plt.	Ins.	Imp.	Crimp Tool
SMA1551E1-3GT50G-50	N/A	Gold	Teflon	50	N/A

Remark: Extended teflon insulation available in various lengths.
Contact Amphenol for part number and availability.



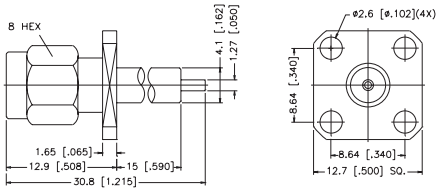

Panel Mount Plug Receptacle - 2 Hole Flange - Exposed TFE Type

P.N.	Cable Group	Plt.	Ins.	Imp.	Crimp Tool
SMA1551F1-3GT50G-50	N/A	Gold	Teflon	50	N/A

Remark: Extended teflon insulation available in various lengths.
Contact Amphenol for part number and availability.



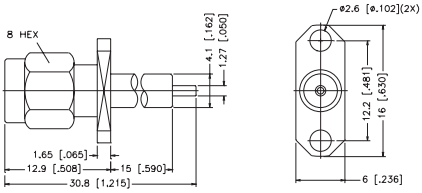

Panel Mount Jack Receptacle - 4 Hole Square Flange - Exposed TFE Type

P.N.	Cable Group	Plt.	Ins.	Imp.	Crimp Tool
SMA6551E1-3GT50G-50	N/A	Gold	Teflon	50	N/A

Remark: Extended teflon insulation available in various lengths.
Contact Amphenol for part number and availability.



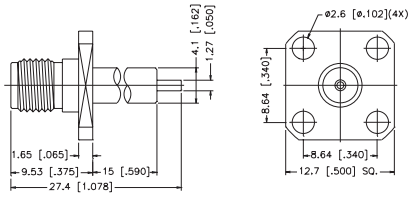

Panel Mount Jack Receptacle - 2 Hole Flange - Exposed TFE Type

P.N.	Cable Group	Plt.	Ins.	Imp.	Crimp Tool
SMA6551F1-3GT50G-50	N/A	Gold	Teflon	50	N/A

Remark: Extended teflon insulation available in various lengths.
Contact Amphenol for part number and availability.



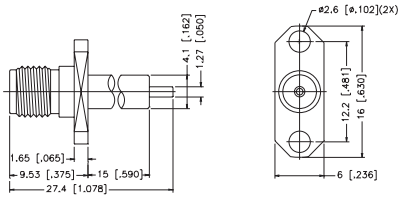

Panel Mount Jack Receptacle - 4 Hole Square Flange - Blunt Post

P.N.	Cable Group	Plt.	Ins.	Imp.	Crimp Tool
SMA6551E9-3GT50G-50	N/A	Gold	Teflon	50	N/A
SMA6551E9-003-3GT50G-50 6.6 mm [.260"] POST	N/A	Gold	Teflon	50	N/A



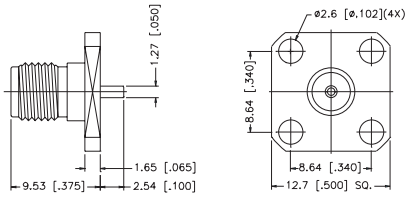

Panel Mount Jack Receptacle - 2 Hole Flange - Blunt Post

P.N.	Cable Group	Plt.	Ins.	Imp.	Crimp Tool
SMA6551F9-3GT50G-50	N/A	Gold	Teflon	50	N/A



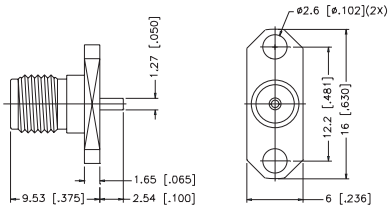

Panel Mount Plug Receptacle - 4 hole Square Flange

P.N.	Cable Group	Plt.	Ins.	Imp.	Crimp Tool
SMA1551C1-3GT50G-0.5-50	N/A	Gold	Teflon	50	N/A

Remark: Size of slot width = 0.3 mm [.01"],
0.5 mm [.02"],
0.7 mm [.03"],



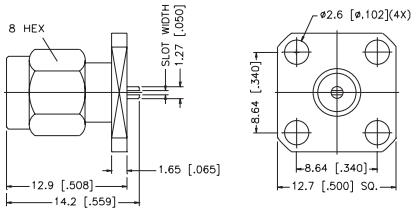

Panel Mount Plug Receptacle - 2 hole Flange

P.N.	Cable Group	Plt.	Ins.	Imp.	Crimp Tool
SMA1551D1-3GT50G-0.5-50	N/A	Gold	Teflon	50	N/A

Remark: Size of slot width = 0.3 mm [.01"], 0.5 mm [.02"], 0.7 mm [.03"],



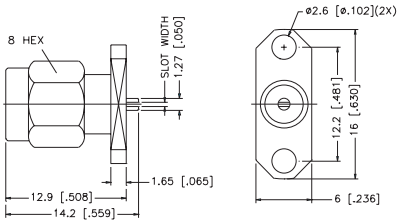

Panel mount Jack Receptacle - 4 hole Square Flange

P.N.	Cable Group	Plt.	Ins.	Imp.	Crimp Tool
SMA6551C1-3GT50G-0.5-50	N/A	Gold	Teflon	50	N/A

Remark: Size of slot width = 0.3 mm [.01"], 0.5 mm [.02"], 0.7 mm [.03"],



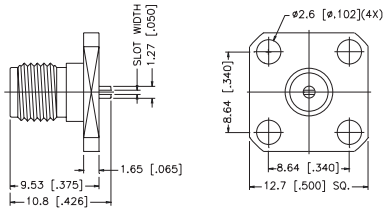

Panel mount Jack Receptacle - 2 hole Square Flange

P.N.	Cable Group	Plt.	Ins.	Imp.	Crimp Tool
SMA6551D1-3GT50G-0.5-50	N/A	Gold	Teflon	50	N/A

Remark: Size of slot width = 0.3 mm [.01"], 0.5 mm [.02"], 0.7 mm [.03"],



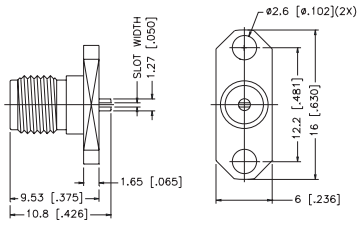

Panel Mount Plug Receptacle - 4 Hole Square Flange - Half Round Terminal

P.N.	Cable Group	Plt.	Ins.	Imp.	Crimp Tool
SMA1551G1-3GT50G-50	N/A	Gold	Teflon	50	N/A



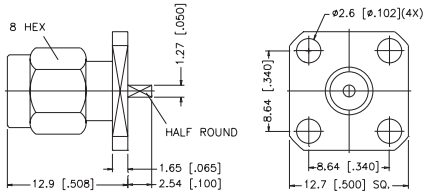

Panel Mount Plug Receptacle - 2 Hole Flange - Half Round Terminal

P.N.	Cable Group	Plt.	Ins.	Imp.	Crimp Tool
SMA1551H1-3GT50G-50	N/A	Gold	Teflon	50	N/A



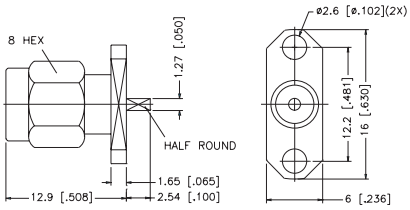

Panel Mount Jack Receptacle - 4 Hole Square Flange - Half Round Terminal

P.N.	Cable Group	Plt.	Ins.	Imp.	Crimp Tool
SMA6551G1-3GT50G-50	N/A	Gold	Teflon	50	N/A



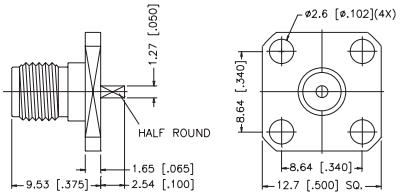

Panel Mount Jack Receptacle - 2 Hole Flange - Half Round Terminal

P.N.	Cable Group	Plt.	Ins.	Imp.	Crimp Tool
SMA6551H1-3GT50G-50	N/A	Gold	Teflon	50	N/A



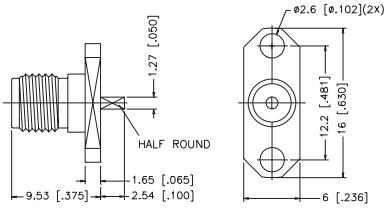

Panel Mount Plug Receptacle - 4 Hole Sq. Flange - Terminal Flush to Below Flange

P.N.	Cable Group	Plt.	Ins.	Imp.	Crimp Tool
SMA1551K1-3GT50G-.015-50	N/A	Gold	Teflon	50	N/A

Remark: Pin size of d = .305 mm [.012"],
.381 mm [.015"],
.457 mm [.018"]



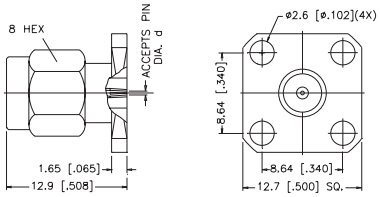

Panel Mount Plug Receptacle - 2 Hole Flange - Terminal Flush to Below Flange

P.N.	Cable Group	Plt.	Ins.	Imp.	Crimp Tool
SMA1551L1-3GT50G-.015-50	N/A	Gold	Teflon	50	N/A

Remark: Pin size of d = .305 mm [.012"],
.381 mm [.015"],
.457 mm [.018"]



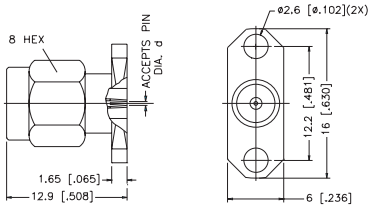

Panel Mount Jack Receptacle - 4 Hole Sq. Flange - Terminal Flush to Below Flange

P.N.	Cable Group	Plt.	Ins.	Imp.	Crimp Tool
SMA6551K1-3GT50G-.015-50	N/A	Gold	Teflon	50	N/A

Remark: Pin size of d = .305 mm [.012"],
.381 mm [.015"],
.457 mm [.018"]



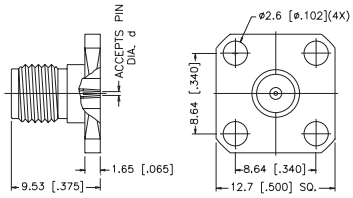

Panel Mount Jack Receptacle - 2 Hole Flange - Terminal Flush to Below Flange

P.N.	Cable Group	Plt.	Ins.	Imp.	Crimp Tool
SMA6551L1-3GT50G-.015-50	N/A	Gold	Teflon	50	N/A

Remark: Pin size of d = .305 mm [.012"],
.381 mm [.015"],
.457 mm [.018"]



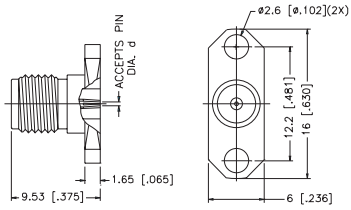

Panel Mount Plug Receptacle - 4 Hole Square Flange - Tab Terminal

P.N.	Cable Group	Plt.	Ins.	Imp.	Crimp Tool
SMA1551M1-3GT50G-50	N/A	Gold	Teflon	50	N/A



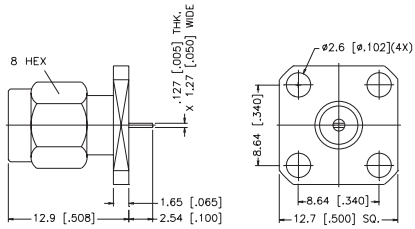

Panel Mount Jack Receptacle - 4 Hole Square Flange - Tab Terminal

P.N.	Cable Group	Plt.	Ins.	Imp.	Crimp Tool
SMA6551M1-3GT50G-50	N/A	Gold	Teflon	50	N/A



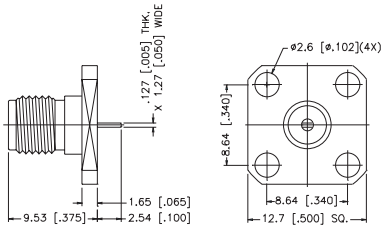

Plug-to-Plug Adapter

P.N.	Cable Group	Plt.	Ins.	Imp.	Crimp Tool
SMA2071A1-3GT50G-50	N/A	Gold	Teflon	50	N/A
SMA2071A1-S/PT50G-50 Stainless Steel Body	N/A	S/S	Teflon	50	N/A

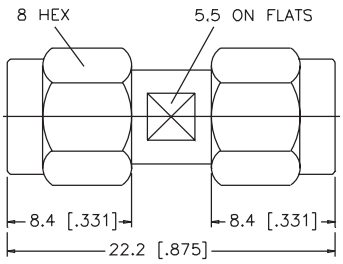

Jack-to-Jack Adapter

P.N.	Cable Group	Plt.	Ins.	Imp.	Crimp Tool
SMA7071A2-3GT50G-50	N/A	Gold	Teflon	50	N/A
SMA7071A4-S/PT50G-50 Stainless Steel Body	N/A	S/S	Teflon	50	N/A



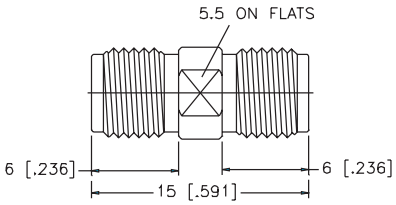

Jack-to-Jack Adapter - Bulkhead Feedthrough

P.N.	Cable Group	Plt.	Ins.	Imp.	Crimp Tool
SMA7471B1-3GT50G-50	N/A	Gold	Teflon	50	N/A



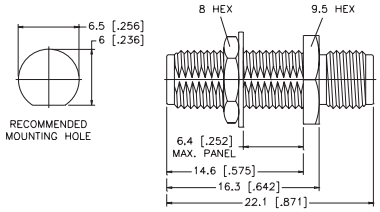

Plug-to-Jack Adapter

P.N.	Cable Group	Plt.	Ins.	Imp.	Crimp Tool
SMA5071A1-3GT50G-50	N/A	Gold	Teflon	50	N/A



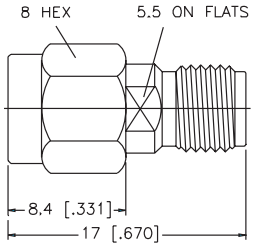

Plug-to-Jack Adapter - Right Angle

P.N.	Cable Group	Plt.	Ins.	Imp.	Crimp Tool
SMA5072A2-3GT50G-50	N/A	Gold	Teflon	50	N/A

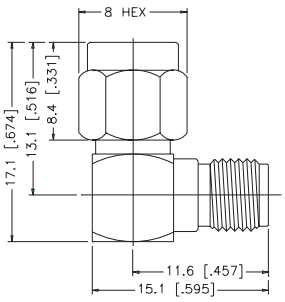

Jack-to-Jack Adapter - Right Angle

P.N.	Cable Group	Plt.	Ins.	Imp.	Crimp Tool
SMA7072A1-3GT50G-50	N/A	Gold	Teflon	50	N/A



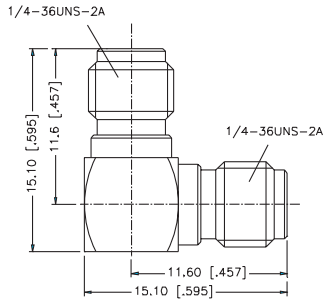

Jack-to-Jack-to-Jack Tee Adapter

P.N.	Cable Group	Plt.	Ins.	Imp.	Crimp Tool
SMA8073A1-3GT50G-50	N/A	Gold	Teflon	50	N/A

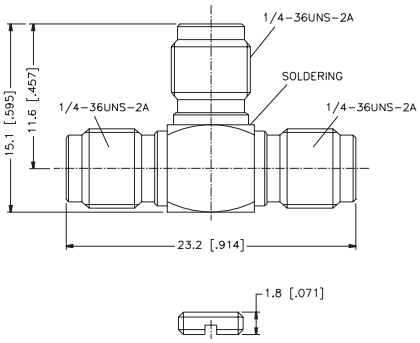

Jack-to-Plug-to-Jack Tee Adapter

P.N.	Cable Group	Plt.	Ins.	Imp.	Crimp Tool
SMA9073A1-3GT50G-50	N/A	Gold	Teflon	50	N/A

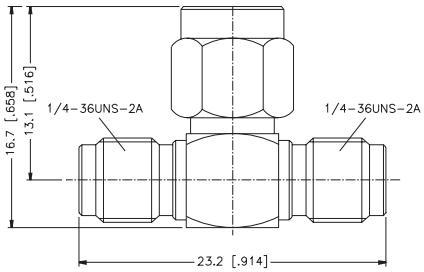

Male Cap

P.N.	Cable Group	Plt.	Ins.	Imp.	Crimp Tool
SMA1005A2-3G	N/A	Gold	Teflon	50	N/A

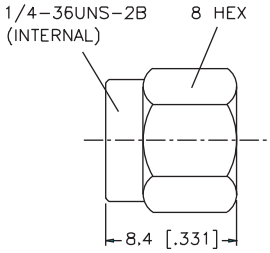

Note:

Description

The SMB name derives from SubMiniature B (the second subminiature design). Developed in the 1960's, this sub miniature interface has snap-on coupling. Amphenol's SMB connectors conform to the requirements of MIL-C-39012, and the interface is in compliance with MIL-STD-348. Available in 50 Ω and 75 Ω, the SMB provides broadband capability through 4 GHz with a snap-on connector design and utilizes die cast components on non-critical areas to provide a low-cost solution.

The SMC name derives from SubMiniature C (the third subminiature design). The SMC design was developed in the 1960's. SMC has threaded coupling with 10-32 threads. Available in 50 Ω impedance, the SMC Series utilizes die cast components on non-critical areas to provide a low cost solution.

Features/Benefits

SMB
- Broadband performance with low reflection DC to 4 GHz provides low cost connector combined with high quality.
- Quick connect/disconnect snap-on mating reduces installation time.
- Various plating options in nickel, gold, and tin. Selective plating provides corrosion resistance finish as well as good solderability characteristics.
- SMB PCB slide-on plug and jack allows board-to-board mounting with a low insertion force. This is ideal for mating a high number of connectors on a pair of PCB's.

SMC
- Broadband performance with low reflection DC to 10 GHz
- Conforms to the interface dimensions of MIL-STD-348
- 10-32 screw-on (threaded) coupling mechanism allows performance to 10GHz with low reflection.
- Right Angle connectors available in one piece construction

Applications

SMB
- Automotive
- Base Stations
- Cable Assemblies
- Components
- Instrumentation
- PC/LAN
- Process Controls
- Radio Boards
- Surge Protection
- Telecom
- Test and Measurement
- Video Systems

SMC
- Antennas
- Automotive (GPS)
- Base Stations
- Cable Assemblies
- Instrumentation
- Video Systems
- Process Controls
- Radio Boards
- Telecom
- Test and Measurement

50 Ω SMB Specifications

Electrical

Impedance	50 Ω
Frequency Range	0-4 GHz with low reflection; usable to 10.0 GHz
Voltage Rating for RG-188/U Cable	335 volts at sea level and 85 volts at 70,000 feet
Dielectric Withstanding Voltage	RG-196: 750 VRMS; RG-188: 1,000 VRMS
VSWR	Straight connector, RG-196/U: 1.30 + .04 f (GHz) Right angle connector, RG-196/U: 1.45 + .06 f (GHz) Straight connector, RG-188/U: 1.25 + .04 f (GHz) Right angle connector, RG-188/U: 1.35 + .04 f (GHz)
Contact Resistance	Center contact: 6.0 mΩ initial, 8.0 after environmental; Outer contact: 1.0 mΩ initial, 1.5 after environmental; Braid to body: 1.0 mΩ initial, after environmental N/A
Insulation Resistance	1,000 MΩ minimum
Insertion Loss	Straight connector: 0.30 dB @ 1.5 GHz Right angle connector: 0.60 dB @ 1.5 GHz
RF Leakage	-55 dB minimum @ 2-3 GHz

Mechanical

Mating	Snap-on coupling per MIL-STD-348
Braid/Jacket Cable Affixment	Hex crimp
Center Conductor Cable Affixment	Solder
Contact Captivation	All types unless noted otherwise
Cable Retention	Equal to breaking strength of cable employed
Engagement Forces	Engagement: 14 lbs maximum Disengagement: 2 lbs minimum After 500 matings, 14 lbs maximum engagement and disengagement
Connector Durability	500 mating cycles minimum

Material

Center Contact	Female: beryllium copper, gold-plated Male: brass or beryllium copper, gold-plated
Outer Contact Plating	Nickel or gold plating as indicated
Body	Brass per QQB-626, or zinc per ASTM B86-71
Body Plating	Nickel or gold plating as indicated
Insulator	TFE
Crimp Ferrule	Annealed copper alloy

Environmental

Temperature Range	-65˚C to + 165˚C
Thermal Shock	MIL-STD-202 method 107, test condition B (except high temperatures @ 200˚C
Shock	MIL-STD-202 method 202, method 13, snap-on, test condition B; 75 G's @ 6 milliseconds ½ sine
Vibration	MIL-STD-202 method 204, snap-on, test condition B; (15 G's)
Corrosion	MIL-STD-202 method 101, test condition B. 5% salt solution

Plug

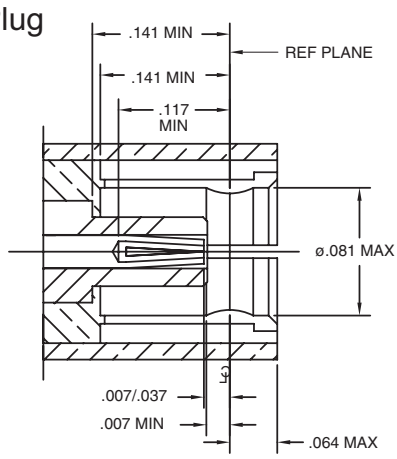

Jack

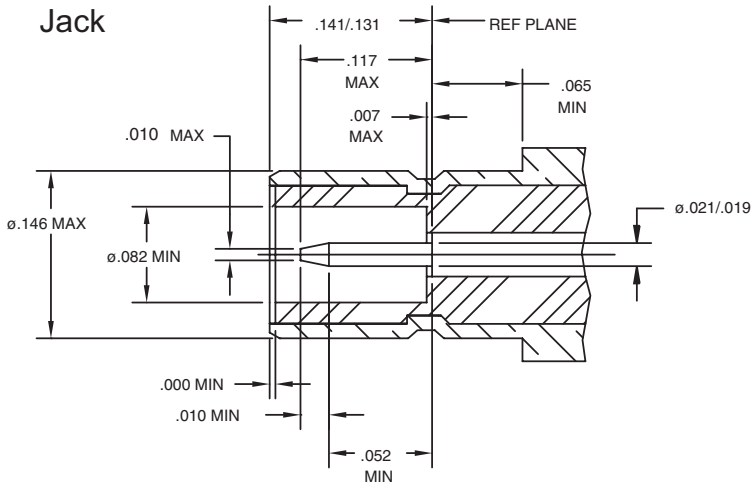

SMC Specifications

Electrical

Impedance	50 Ω
Frequency Range	0-4 GHz with low reflection; usable to 10.0 GHz
Voltage Rating	Sea level: 335 volts 70,000 feet: 85 volts
Dielectric Withstanding Voltage (max).	750 VRMS RG-196 1000 VRMS for RG-188 type
VSWR	RG-196/U series: Straight connector, 1.30 + .04 f (GHz) Right angle connector, 1.45 + .06 f (GHz) RG-188/U series: Straight connector, 1.25 + .04 f (GHz) Right angle connector, 1.35 + .06 f (GHz)
Contact Resistance	Center contact: Initial, 6.0 mΩ After environmental, 8.0 mΩ Outer contact: Initial, 1.0 mΩ After environmental, 1.5 Ω Braid to body: Initial, 1.0 mΩ After environmental, N/A
Insulation Resistance	1,000 MΩ minimum
Insertion Loss	Straight connectors: 0.30 dB @ 1.5 GHz Right angle connectors: 0.60 dB @ 1.5 GHz
RF Leakage	-55 dB minimum @ 2-3 GHz

Mechanical

Bodies	Brass per QQB-626 or zinc per ASTM B86-71, as specified, nickel or gold plated as listed
Center Contacts	Female: beryllium copper, gold plated. Male: brass or beryllium copper, gold plated
Outer Contact	Nickel or gold plated as listed
Crimp Ferrules	Annealed copper alloys
Insulator	TFE

Environmental

Temperature Range	-65˚C to + 165˚C
Thermal Shock	MIL-STD-202 method 107 condition C
Vibration	MIL-STD-202 method 204 condition D
Shock	MIL-STD-202 method 213 condition C
Corrosion	MIL-STD-202 method 101 condition B

Plug

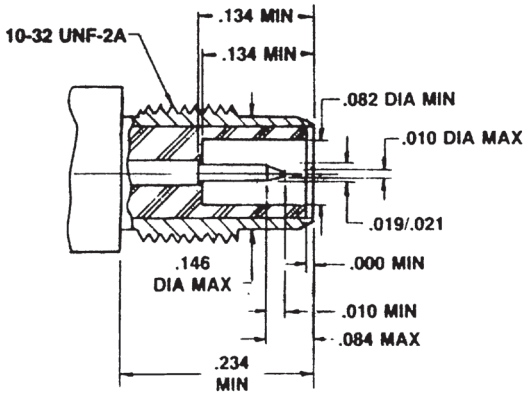

Jack

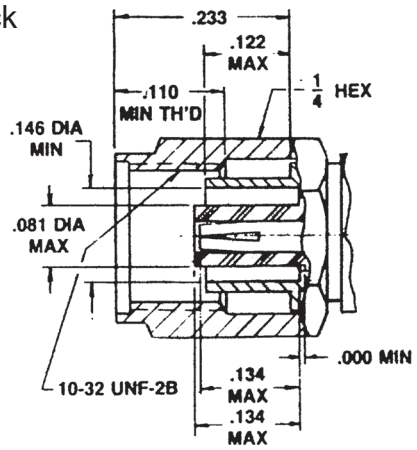

SMB/SMC Coaxial Connectors

Straight Crimp Plug - Standard and Miniature Cable

P.N.	Cable Group	Plt.	Ins.	Imp.	Crimp Tool
SMB6121A2-NT30G-1-50	01	Nickel	Teflon	50	3 or 4
SMB6121A2-3GT30G-1-50	01	Gold	Teflon	50	3 or 4
SMB6121A2-NT30G-1A-50	01A	Nickel	Teflon	50	3 or 4
SMB6121A2-3GT30G-1A-50	01A	Gold	Teflon	50	3 or 4
SMB6121A1-NT30G-5-50	05	Nickel	Teflon	50	1 or 2
SMB6121A1-3GT30G-5-50	05A	Gold	Teflon	50	1 or 2
SMB6121A1-NT30G-5A-50	05A	Nickel	Teflon	50	2
SMB6121A1-3GT30G-5A-50	05A	Gold	Teflon	50	2
SMB6121A1-NT30G-14-50	14	Nickel	Teflon	50	1 or 2
SMB6121A1-3GT30G-14-50	14	Gold	Teflon	50	1 or 2
SMB6121AA-3GT30G-19-75	19	Gold	Teflon	75	3
Mini 75 Ohm					
SMC Connectors					
SMC6121A2-3GT30G-1-50	01	Gold	Teflon	50	3 or 4
SMC6121A1-NT30G-5-50	05	Nickel	Teflon	50	1 or 2
SMC6121A1-3GT30G-5-50	05	Gold	Teflon	50	1 or 2
SMC6121A1-3GT30G-5A-50	05A	Gold	Teflon	50	2

Note: Female center contact



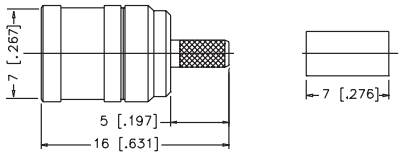

Assembly Instruction J - page 236

Straight Solder Plug - Semi-Rigid Cable

P.N.	Cable Group	Plt.	Ins.	Imp.	Crimp Tool
SMB6181A1-3GT30G-11-50	11	Gold	Teflon	50	N/A
SMB6181A1-3GT30G-13-50	13	Gold	Teflon	50	N/A

Note: Female center contact



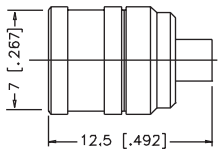

SMB6181A1-3GT30G-13-50

Assembly Instruction C - page 229
Assembly Instruction E - page 231

Right Angle crimp Plug - Snap Lock - Flexible Cable

P.N.	Cable Group	Plt.	Ins.	Imp.	Crimp Tool
SMB6112L1-N/3GT30G-16-50	16	Nickel	Teflon	50	3
SMB6112L1-N/3GT30G-16A-50	16A	Nickel	Teflon	50	3

Note: Female center contact



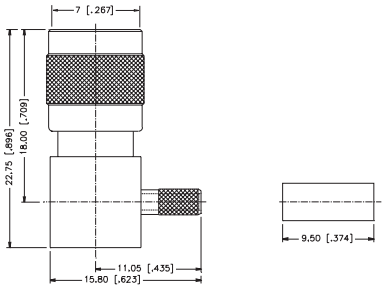

Assembly Instruction I - page 235

Straight Crimp Jack - Standard and Miniature Cable

P.N.	Cable Group	Plt.	Ins.	Imp.	Crimp Tool
SMB1121A1-NT30G-5-50	05	Nickel	Teflon	50	1 or 2
SMB1121A1-3GT30G-5-50	05	Gold	Teflon	50	1 or 2
SMB1121A1-NT30G-5A-50	05A	Nickel	Teflon	50	2
SMB1121A1-3GT30G-5A-50	05A	Gold	Teflon	50	2
SMB1121A1-NT30G-14-50	14	Nickel	Teflon	50	1 or 2
SMB1121A1-3GT30G-14-50	14	Gold	Teflon	50	1 or 2
SMC Connectors					
SMC1121G1-NT30G-5-50	05	Nickel	Teflon	50	1 or 2
SMC1121G1-3GT30G-5-50	05	Gold	Teflon	50	1 or 2

Note: Male center contact

SMB1121A6-3GT30G-19-75

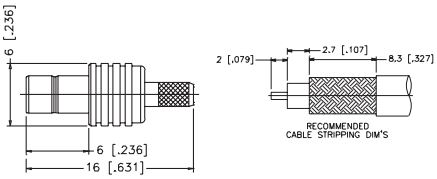

Assembly Instruction J - page 236

Straight Solder Jack - Semi-Rigid Cable

P.N.	Cable Group	Plt.	Ins.	Imp.	Crimp Tool
SMB1181A1-3GT30G-11-50	11	Gold	Teflon	50	N/A
SMB1181A1-3GT30G-13-50	13	Gold	Teflon	50	N/A



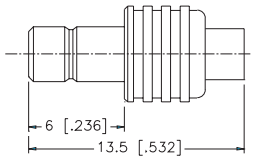

Note: Male center contact

Assembly Instruction E - page 231
Assembly Instruction C - page 229

Right Angle Crimp Plug - Standard and Miniature Cable

P.N.	Cable Group	Plt.	Ins.	Imp.	Crimp Tool
SMB6112A1-NT30G-1-50	01	Nickel	Teflon	50	3 or 4
SMB6112A1-3GT30G-1-50	01	Gold	Teflon	50	3 or 4
SMB6112D1-NT30G-5-50	05	Nickel	Teflon	50	1 or 2
SMB6112D1-3GT30G-5-50	05	Gold	Teflon	50	1 or 2
SMB6112A1-NT30G-5A-50	05A	Nickel	Teflon	50	2
SMB6112A1-3GT30G-5A-50	05A	Gold	Teflon	50	2
SMB6112A1-NT30G-14-50	14	Nickel	Teflon	50	1 or 2
SMB6112A1-3GT30G-14-50	14	Gold	Teflon	50	1 or 2
SMB6112AG-3GT30G-19-75 Mini 75 Ohm	19	Gold	Teflon	75	3
SMC Connectors					
SMC6112A1-NT30G-5-50	05	Nickel	Teflon	50	1 or 2
SMC6112A1-3GT30G-5-50	05	Gold	Teflon	50	1 or 2

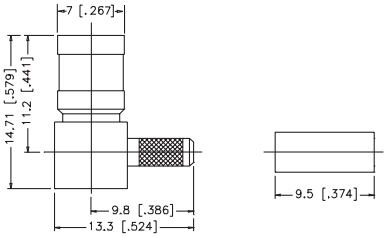

Note: Female center contact

Assembly Instruction I - page 235

Right Angle Solder Plug - Semi-Rigid Cable

P.N.	Cable Group	Plt.	Ins.	Imp.	Crimp Tool
SMB6182A1-3GT30G-11-50	11	Gold	Teflon	50	N/A
SMB6182A1-3GT30G-13-50	13	Gold	Teflon	50	N/A

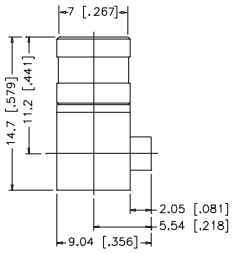

Note: Female center contact

Assembly Instruction F - page 232

Bulkhead Feedthrough Crimp Jack - Standard and Miniature cable

P.N.	Cable Group	Plt.	Ins.	Imp.	Crimp Tool
SMB1421A1-002-NT30G-5-50	05	Nickel	Teflon	50	1 or 2
SMB1421A1-NT30G-3-50	03	Nickel	Teflon	50	1 or 2
SMB1421A1-3GT30G-5-50	05	Gold	Teflon	50	1 or 2
SMB1421A1-NT30G-5-50	05	Nickel	Teflon	50	1 or 2
SMB1421A1-3GT30G-5A-50	05A	Gold	Teflon	50	2
SMB1421A1-NT30G-14-50	14	Nickel	Teflon	50	1 or 2
SMB1421A1-3GT30G-14-50	14	Gold	Teflon	50	1 or 2
SMC Connectors					
SMC1421G1-NT30G-5-50	05	Nickel	Teflon	50	1 or 2
SMC1421A1-3GT30G-5-50	05	Gold	Teflon	50	1 or 2

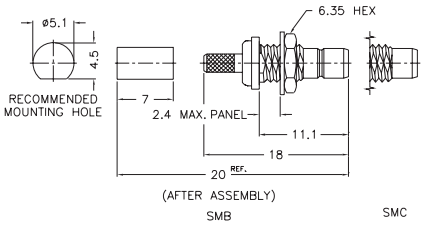

Note: Male center contact

Assembly Instruction J - page 236

Right Angle Crimp Jack - Miniature Cable

P.N.	Cable Group	Plt.	Ins.	Imp.	Crimp Tool
SMB1112A1-NT30G-5-50	05	Nickel	Teflon	50	1 or 2
SMB1112A1-3GT30G-5-50	05	Gold	Teflon	50	1 or 2

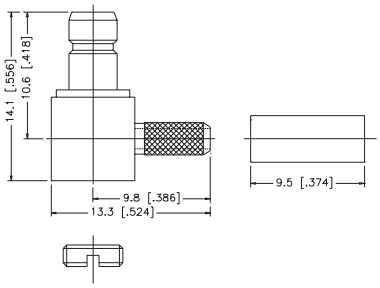

Note: Male center contact

Assembly Instruction I - page 235

Right Angle Bulkhead Crimp Jack - Standard and Miniature Cable

P.N.	Cable Group	Plt.	Ins.	Imp.	Crimp Tool
SMB1412A1-NT30G-1-50	01	Nickel	Teflon	50	3 or 4
SMB1412A1-3GT30G-1-50	01	Gold	Teflon	50	3 or 4
SMB1412A2-3GT30G-1A-50	01A	Gold	Teflon	50	3 or 4
SMB1412A1-001-NT30G-5-50	05	Nickel	Teflon	50	1 or 2
SMB1412A1-001-3GT30G-5-50	05	Gold	Teflon	50	1 or 2
SMB1412A1-NT30G-5A-50	05A	Nickel	Teflon	50	2
SMB1412A1-3GT30G-5A-50	05A	Gold	Teflon	50	2
SMB1412A1-3GT30G-14-50	14	Gold	Teflon	50	1 or 2



SMB1412A1-NT30G-1-50, SMB1412A1-3GT30G-1-50, SMB1412A2-NT30G-1A-50, SMB1412A2-NT30G-1A-50

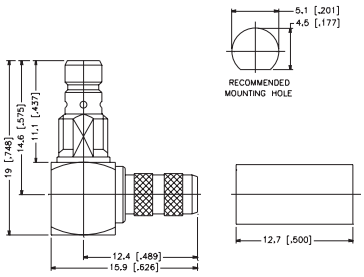

Note: Male center contact

Assembly Instruction I - page 235

Right Angle Solder Jack - Miniature Semi-Rigid Cable

P.N.	Cable Group	Plt.	Ins.	Imp.	Crimp Tool
SMB1112A1-3GT30G-13-50	13	Gold	Teflon	50	N/A



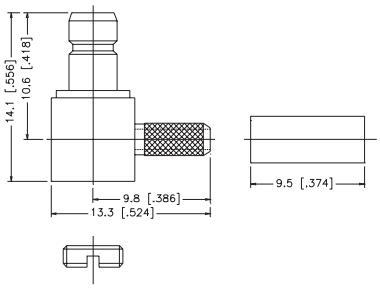

Note: Male center contact

Assembly Instruction F - page 232

Straight Clamp plug - Miniature Cable

P.N.	Cable Group	Plt.	Ins.	Imp.	Crimp Tool
SMB6141C1-NT30G-5-50	05	Nickel	Teflon	50	
SMB6141C1-3GT30G-5-50	05	Gold	Teflon	50	



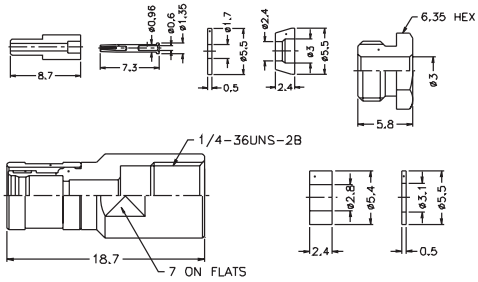

Note: Female center contact

Assembly Instruction M - page 239

Straight Clamp Jack - Miniature Cable

P.N.	Cable Group	Plt.	Ins.	Imp.	Crimp Tool
SMB1141C1-NT3G-5-50	05	Nickel	Teflon	50	
SMB1141C1-3GT3G-5-50	05	Gold	Teflon	50	

Note: Male center contact

Assembly Instruction M - page 239

Bulkhead Feedthrough Clamp Jack - Miniature Cable

P.N.	Cable Group	Plt.	Ins.	Imp.	Crimp Tool
SMB1441C1-NT3G-5-50	05	Nickel	Teflon	50	
SMB1441C1-3GT3G-5-50	05	Gold	Teflon	50	

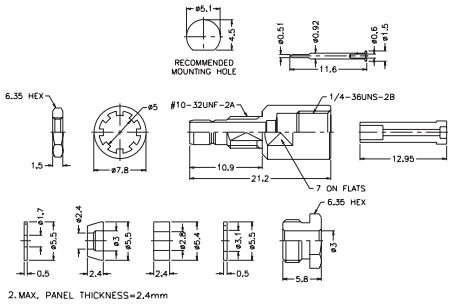

Note: Male center contact

Assembly Instruction M - page 239

Right Angle Clamp Plug - Miniature Cable

P.N.	Cable Group	Plt.	Ins.	Imp.	Crimp Tool
SMB6142C1-NT30G-5-50	05	Nickel	Teflon	50	
SMB6142C1-3GT30G-5-50	05	Gold	Teflon	50	



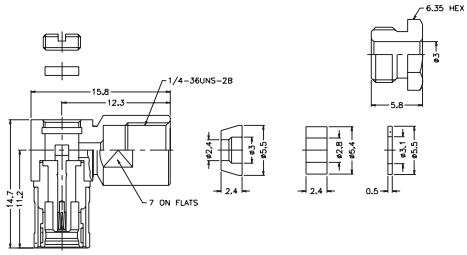

Note: Female center contact

Assembly Instruction M - page 239

Straight Plug for P.C. Board

P.N.	Cable Group	Plt.	Ins.	Imp.	Crimp Tool
SMB6251B1-NT30G-50	N/A	Nickel	Teflon	50	N/A
SMB6251B1-3GT30G-50	N/A	Gold	Teflon	50	N/A
SMB6251B4-001-NT30G-50	N/A	Gold	Teflon	50	N/A
Sutface Mount					
SMC Connectors					
SMC6251B1-NT30G-50	N/A	Nickel	Teflon	50	N/A
SMC6251B1-3GT30G-50	N/A	Gold	Teflon	50	N/A



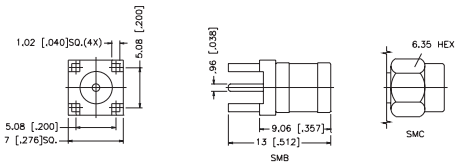

Note: Male center contact

Straight Jack for P.C. Board

P.N.	Cable Group	Plt.	Ins.	Imp.	Crimp Tool
SMB1251B1-NT30G-50	N/A	Nickel	Teflon	50	N/A
SMB1251B1-3GT30G-50	N/A	Gold	Teflon	50	N/A
SMB1251A1-3GT30G-50	N/A	Gold	Teflon	50	N/A
Low cost version					
SMB1251B4-3GT30G-50	N/A	Gold	Teflon	50	N/A
SMB1251B4-001-3GT30G-50	N/A	Gold	Teflon	50	N/A
Surface Mount					
SMB1251A4-3GT30G-50	N/A	Gold	Teflon	50	N/A
Surface Mount					
Low cost version					
SMS1251B1-3GT30G-50	N/A	Gold	Teflon	50	N/A
Slide-On					
SMC connectors					
SMC1251B1-NT30G-50	N/A	Nickel	Teflon	50	N/A
SMC1251B1-3GT30G-50	N/A	Gold	Teflon	50	N/A



Snap-On

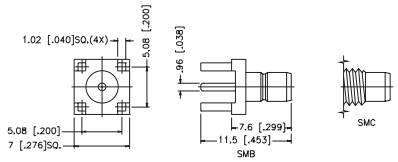

Note: Male center contact

Slide-On

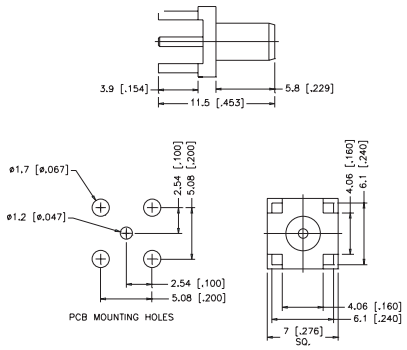

Low cost version

Low cost version

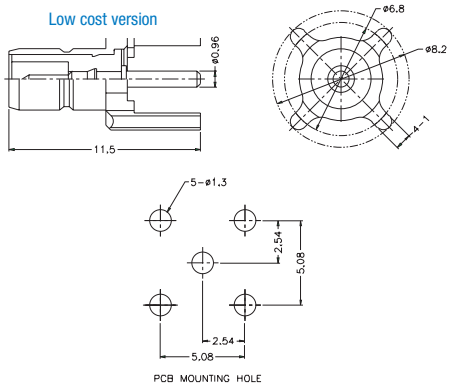

SMB1251A4-3GT30G-50

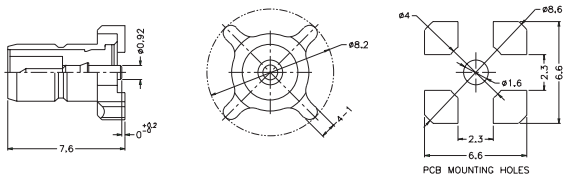

Low cost version

Straight Bulkhead Jack for P.C. Board

P.N.	Cable Group	Plt.	Ins.	Imp.	Crimp Tool
SMB1451B1-004-NT30G-50 Slide-On	N/A	Nickel	Teflon	50	N/A
SMB1451B1-003-NT30G-50	N/A	Nickel	Teflon	50	N/A
SMB1451B1-003-3GT30G-50	N/A	Gold	Teflon	50	N/A

Note: Male center contact



Assembly Instruction B - page 228

Snap-On

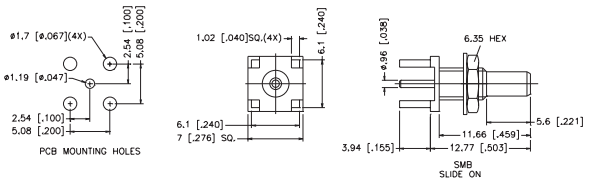

Slide-On

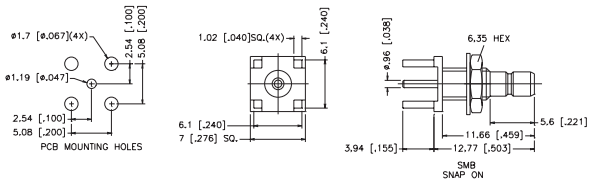

Right Angle Plug for P.C. Board

P.N.	Cable Group	Plt.	Ins.	Imp.	Crimp Tool
SMB6252B1-NT30G-50	N/A	Nickel	Teflon	50	N/A
SMB6252B1-3GT30G-50	N/A	Gold	Teflon	50	N/A
SMC Connectors					
SMC6252B1-NT30G-50	N/A	Nickel	Teflon	50	N/A
SMC6252B1-3GT30G-50	N/A	Gold	Teflon	50	N/A

Note: Female center contact



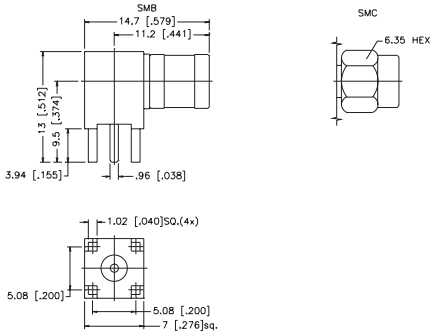

Right Angle Jack for P.C. Board

P.N.	Cable Group	Plt.	Ins.	Imp.	Crimp Tool
SMB1252B1-NT30G-50	N/A	Nickel	Teflon	50	N/A
SMB1252B1-3GT30G-50	N/A	Gold	Teflon	50	N/A
SMB1252B1-TT30G-50	N/A		Teflon	50	N/A
SMC Connectors					
SMC1252B1-NT30G-50	N/A	Nickel	Teflon	50	N/A
SMC1252B1-3GT30G-50	N/A	Gold	Teflon	50	N/A

Note: Male center contact



Right Angle Bulkhead Jack for P.C. Board

P.N.	Cable Group	Plt.	Ins.	Imp.	Crimp Tool
SMB74971-001-3GT30G-50	N/A	Gold	Teflon	50	N/A



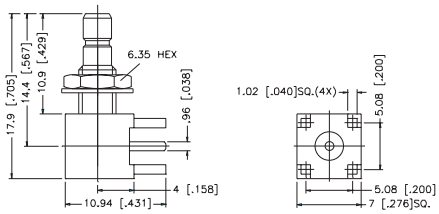

Note: Male center contact

SMT Jack Edge-Card

P.N.	Cable Group	Plt.	Ins.	Imp.	Crimp Tool
SMB1251S1-3GT30G-50	N/A	Gold	Teflon	50	N/A

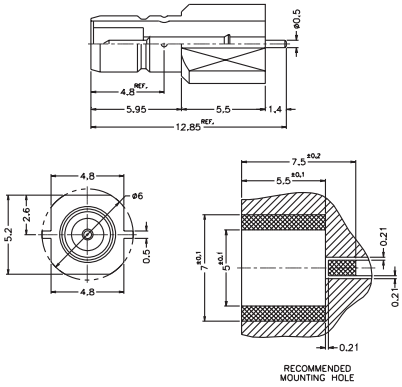

Bulkhead Jack Receptacle - Front Mount

P.N.	Cable Group	Plt.	Ins.	Imp.	Crimp Tool
SMB1351B1-NT30G-50	N/A	Nickel	Teflon	50	N/A
SMB1351B1-3GT30G-50	N/A	Gold	Teflon	50	N/A
SMC Connectors					
SMC1351B1-NT30G-50	N/A	Nickel	Teflon	50	N/A
SMC1351B1-3GT30G-50	N/A	Gold	Teflon	50	N/A

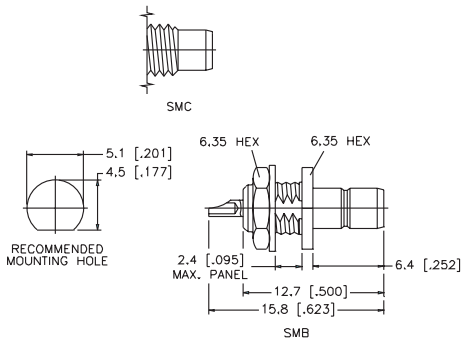

Note: Male center contact

Bulkhead Jack Receptacle - Rear Mount

P.N.	Cable Group	Plt.	Ins.	Imp.	Crimp Tool
SMB1451B1-NT30G-50	N/A	Nickel	Teflon	50	N/A
SMB1451B1-3GT30G-50	N/A	Gold	Teflon	50	N/A
SMC Connectors					
SMC1451B1-NT30G-50	N/A	Nickel	Teflon	50	N/A
SMC1451B1-3GT30G-50	N/A	Gold	Teflon	50	N/A

Note: Male center contact



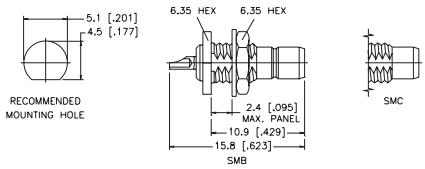

Bulkhead Recessed Jack Receptacle

P.N.	Cable Group	Plt.	Ins.	Imp.	Crimp Tool
SMB1351B9-NT30G-50	N/A	Nickel	Teflon	50	N/A
SMB1351B9-3GT30G-50	N/A	Gold	Teflon	50	N/A

Note: Male center contact



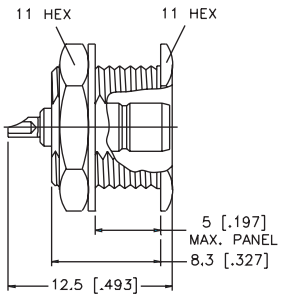

Push Fit Jack Receptacle

P.N.	Cable Group	Plt.	Ins.	Imp.	Crimp Tool
SMB1051A2-003-3GT30G-50	N/A	Gold	Teflon	50	N/A

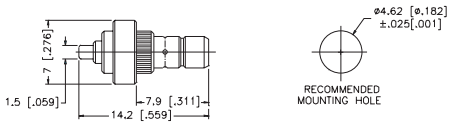

Panel Mount Jack Receptacle - 4 Hole Square Flange

P.N.	Cable Group	Plt.	Ins.	Imp.	Crimp Tool
SMB1551A1-NT30G-50	N/A	Nickel	Teflon	50	N/A
SMB1551A1-3GT30G-50	N/A	Gold	Teflon	50	N/A
SMC Connectors					
SMC1551A1-NT30G-50	N/A	Nickel	Teflon	50	N/A
SMC1551A1-3GT30G-50	N/A	Gold	Teflon	50	N/A

Note: Male center contact



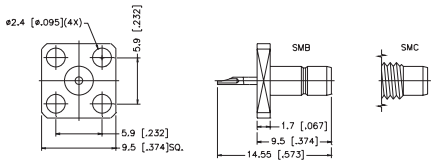

Panel Mount Jack Receptacle - 2 Hole Flange

P.N.	Cable Group	Plt.	Ins.	Imp.	Crimp Tool
SMB1551B1-NT30G-50	N/A	Nickel	Teflon	50	N/A
SMB1551B1-3GT30G-50	N/A	Gold	Teflon	50	N/A
SMC Connectors					
SMC1551B1-NT30G-50	N/A	Nickel	Teflon	50	N/A
SMC1551B1-3GT30G-50	N/A	Gold	Teflon	50	N/A

Note: Male center contact

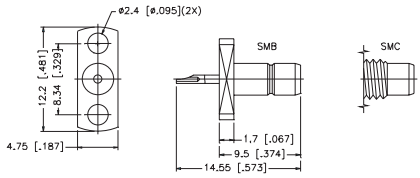

Plug-to-Plug Adapter

P.N.	Cable Group	Plt.	Ins.	Imp.	Crimp Tool
SMB7071A1-NT30G-50	N/A	Nickel	Teflon	50	N/A
SMB7071A1-3GT30G-50	N/A	Gold	Teflon	50	N/A

Note: Female center contact

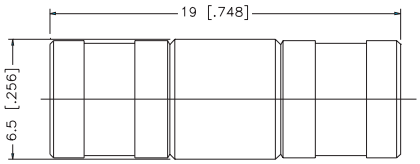

Jack-to-Jack Adapter

P.N.	Cable Group	Plt.	Ins.	Imp.	Crimp Tool
SMB2071A1-NT30G-50	N/A	Nickel	Teflon	50	N/A
SMB2071A1-3GT30G-50	N/A	Gold	Teflon	50	N/A



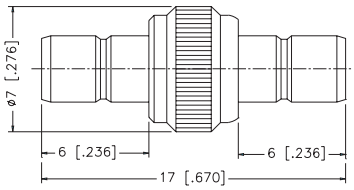

Note: Male center contact

Plug-to-Jack Adapter - Right Angle

P.N.	Cable Group	Plt.	Ins.	Imp.	Crimp Tool
SMB5072A1-NT30G-50	N/A	Nickel	Teflon	50	N/A
SMB5072A1-3GT30G-50	N/A	Gold	Teflon	50	N/A



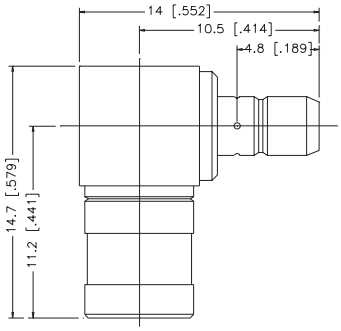

Jack-to-Jack Adapter - Bulkhead

P.N.	Cable Group	Plt.	Ins.	Imp.	Crimp Tool
SMB2471A1-NT30G-50	N/A	Nickel	Teflon	50	N/A
SMB2471A1-3GT30G-50	N/A	Gold	Teflon	50	N/A

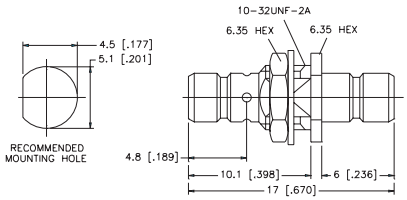

Note: Male center contact

Note:

Specifications

Electrical

Electrical data	SMZ type 43
Impedance	75 ohm
Frequency range	DC - 3 GHz
Temperature Range	-40 to + 100°C
VSWR (Straight connectors)	1.20 max.
VSWR (Right Angle connectors)	1.25 max.
Voltage Rating	500 Vrms max.
Dielectric Withstanding Voltage	1500 Vrms min.
Insulation Resistance	5000 megaohms
Contact Inner conductor	5 megaohms
Resistance Outer conductor	1megaohms

Material

Parts Name	Material	Finish
Body, Metal parts	Brass per QQ-B-626	Selective Gold/Gold
Outer Contacts	Phosphor Bronze	Gold
Centre Contacts Male	Brass	Gold
Centre Contacts Female	Beryllium copper	Gold
Insulator	Teflon	N/A
Panel ring	Delrin	N/A
Ferrule	Brass	Nickel

Mechanical

Engagement force	All snap-on, Screw-Lock & Posi lock styles except U links = 13.5 lbs max. (60 N)
Disengagement force	All snap-on, Screw-Lock & Posi lock styles except U links = 13.5 lbs (60 N) max., 8 N (1.8 lbs) min.
Cable Retention (Plug Connectors)	49.46 lbs (220 N min). ***
Cable Retention (Socket Connectors)	49.46 lbs (220 N min). ***
Centre Contact Retention (Plug Connectors)	5 lbs (22 N min.)
Centre Contact Retention (Socket Connectors)	5 lbs (22 N min.)

*** Note, lower cable retention value for RG179 - 13.5 lbs (60 N min.) and BT3002/TZC 75024 - 33.72 lbs (150 N min.).

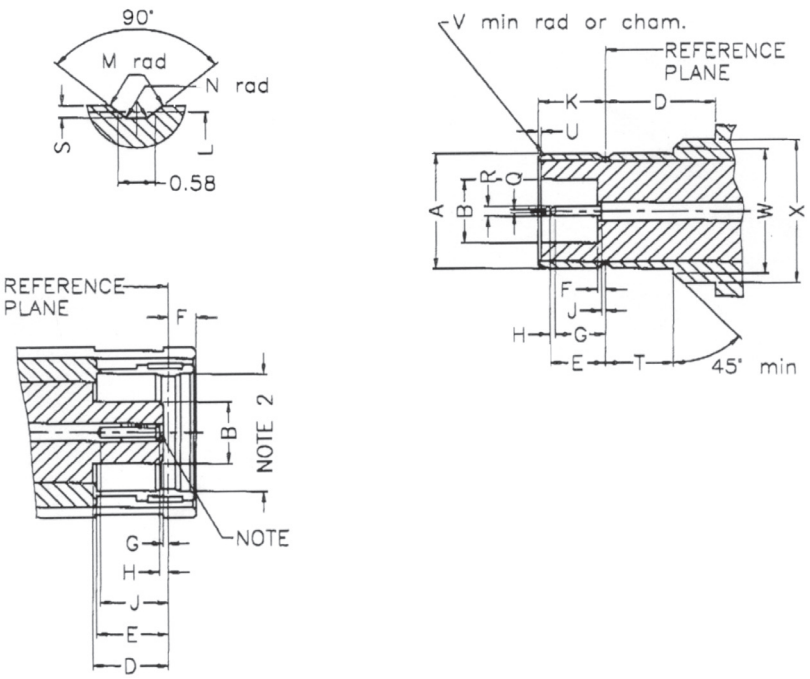

Socket
B: 3.33 MAX
D: 3.58 MIN
E: 3.58 MIN
F: 1.98 MAX
G: 0.18 MIN
H: 0.18/0.94
J: 2.97 MIN

Plug
A: 6.20/6.20
B: 3.35 MIN
D: 2.36 MIN
E: 2.97 MAX
F: 0.18 MAX
G: 1.32 MIN
H: 0.25 MIN
J: 0.18 MAX
K: 3.33/3.58
L: 5.97/6.07
M: 0.05/0.15
N: 0.13 MAX
Q: 0.25 MAX
R: 0.48/0.53
S: 0.15/0.25
T: 2.01 MIN
U: 0.00 MIN
V: 0.10/0.20
W: 6.99 MAX
X: 7.94 MAX

Note: 1. I.D. To meet VSWR and contact resistance when mated with .48/.53mm dia. Pin.
2. Must meet the force to engage and disengage when mated with mating part.

Straight Crimp Plug - Flexible Cable

P.N.	Cable Group	Plt.	Ins.	Imp.	Crimp Tool
SMZ6121A6-002-N/3GT30G-6-75	06	Gold	Telfon	75	1 or 2
SMZ6121A6-3GT30G-6-75	06	Gold	Telfon	75	1 or 2
SMZ6121A6-3GT30G-16-75	16	Gold	Telfon	75	9
SMZ6121A5-3GT30G-16A-75	16A	Gold	Telfon	75	9
SMZ6121A5-3GT30G-19-75	19	Gold	Telfon	75	9

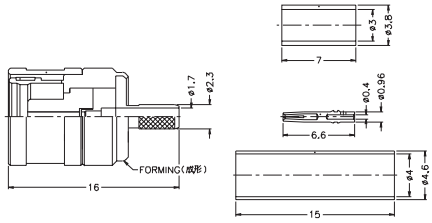

Note: Female center contact

Assembly Instruction J - page 236

Straight Crimp Plug - Snap Lock - Flexible Cable

P.N.	Cable Group	Plt.	Ins.	Imp.	Crimp Tool
SMZ6121L1-N/3GT30G-6-75	06	Nickel	Teflon	75	1 or 2
SMZ6121L1-N/3GT30G-6-75	06A	Nickel	Teflon	75	2
SMZ6121L1-N/3GT30G-19-75	19	Nickel	Teflon	75	3
SMZ6121L1-N/3GT30G-16-50	06	Gold	Telfon	50	9

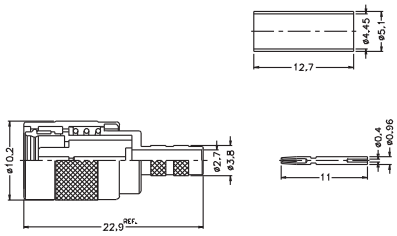

Note: Female center contact

Assembly Instruction J - page 236

Right Angle Crimp Plug - Snap - Lock - Flexible Cable

P.N.	Cable Group	Plt.	Ins.	Imp.	Crimp Tool
SMZ6112L1-N/3GT30G-6-75	06	Nickel	Teflon	75	1 or 2
SMZ6112L1-N/3GT30G-6A-75	06A	Nickel	Teflon	75	2
SMZ6112L1-N/3GT30G-19-75	19	Nickel	Teflon	75	3



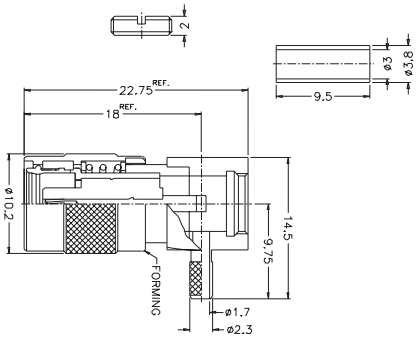

Note Female center contact

Assembly Instruction I - page 235

Straight Crimp Jack - Flexible Cable

P.N.	Cable Group	Plt.	Ins.	Imp.	Crimp Tool
SMZ1121A6-NT30G-6-75	06	Nickel	Teflon	75	1 or 2
SMZ1121A6-3GT30G-6-75	06	Gold	Teflon	75	1 or 2
SMZ1121A6-3GT30G-19-75	19	Gold	Teflon	75	3

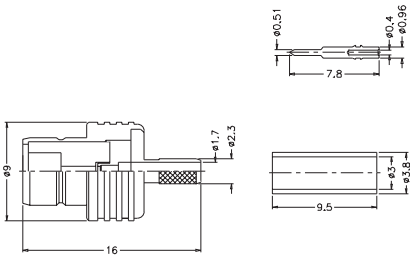

Note Male center contact

Assembly Instruction J - page 236

Right Angle Crimp Plug - Flexible Cable

P.N.	Cable Group	Plt.	Ins.	Imp.	Crimp Tool
SMZ6112A6-NT30G-6-75	06	Nickel	Teflon	75	1 or 2
SMZ6112A6-3GT30G-6-75	06	Gold	Teflon	75	1 or 2
SMZ6112A6-3GT30G-19-75	19	Gold	Teflon	75	3

Note Female center contact



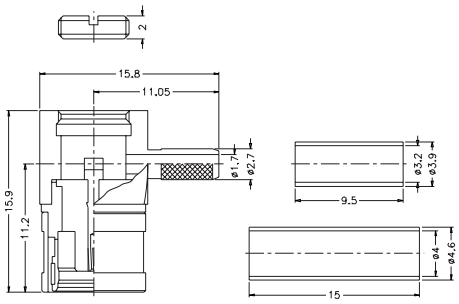

Assembly Instruction I - page 235

Bulkhead Feedthrough Crimp Jack - Flexible Cable

P.N.	Cable Group	Plt.	Ins.	Imp.	Crimp Tool
SMZ1421G6-N/3GT30G-6-75	06	Gold	Teflon	75	1 or 2

Note Male center contact

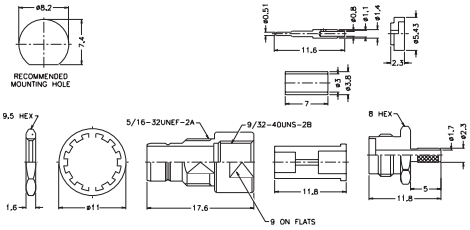

Assembly Instruction H - page 234

Straight Jack for P.C. Board

P.N.	Cable Group	Plt.	Ins.	Imp.	Crimp Tool
SMZ1251B6-3GT30G-75	N/A	Gold	Teflon	75	N/A
SMZ1251B6-002-3GT30G-75 "4.43 mm (.175"") PCB Legs"	N/A	Gold	Teflon	75	N/A

Note: Male center contact



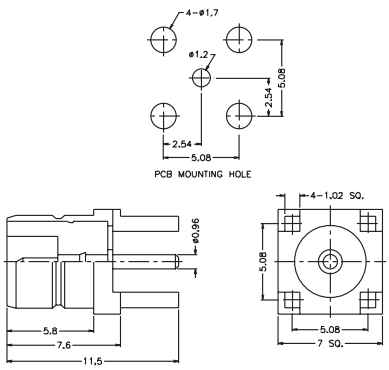

Right Angle Receptacle Jack

P.N.	Cable Group	Plt.	Ins.	Imp.	Crimp Tool
SMZ1252B1-30GT30G-75	N/A	Gold	Teflon	75	N/A
SMZ1252B4-3GT30G-75	N/A	Gold	Teflon	75	N/A
SMZ1252B4-001-3GT30G-75	N/A	Gold	Teflon	75	N/A



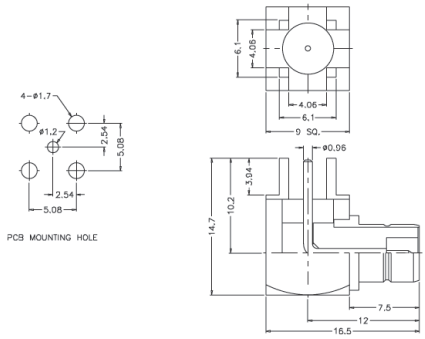

Note: Male center contact

BT type 43

Straight Plug

P.N.	Cable Group	Plt.	Ins.	Imp.	Tool Ferrule
T43142B2-N/10GT30G-2001-75 BT43/1GTIS	N/A	Nickel	Teflon	75	10
T431421B2-N/10GT30G-2002-75 BT43/2GTIS	N/A	Nickel	Teflon	75	10
T431421B2-N/10GT30G-2003-75 BT43/3GTIS	N/A	Nickel	Teflon	75	11
T431421B1-N/10GT30G-6-75 solder or DMC-MH800 BT43/4GTIS	06	Nickel	Teflon	75	1
T431421B2-N/10GT30G-3002-75 BT43/5GTIS	16A	Nickel	Teflon	75	3



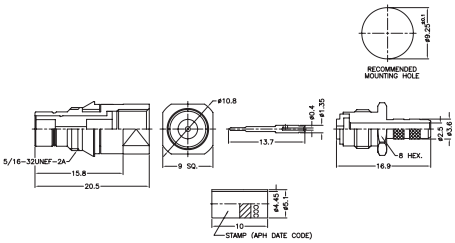

Assembly Instruction Z - page 252

Straight Jack

P.N.	Cable Group	Plt.	Ins.	Imp.	Crimp Tool
T436121B2-N/10GT30G-2001-75 BT43/1FS	N/A	Nickel	Teflon	75	10
T436121B2-N/10GT30G-2002-75 BT43/2FS	N/A	Nickel	Teflon	75	10
T436121B2-N/10GT30G-2003-75 BT43/3FS	N/A	Nickel	Teflon	75	11
T436121B1-N/10GT30G-6-75 BT43/4FS	06	Nickel	Teflon	75	1
H436121B2-N/10GT30G-16A-75 BT43/5FS	16A	Nickel	Teflon	75	3



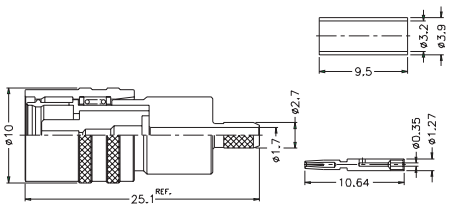

Assembly Instruction Z - page 252

Straight Plug

P.N.	Cable Group	Plt.	Ins.	Imp.	Crimp Tool
H431421B2-N/10GT30G-2001-75 HDC43/1GTIS	N/A	Nickel	Teflon	75	10
H431421B2-N/10GT30G-2002-75 HDC43/2GTIS	N/A	Nickel	Teflon	75	10
H431421B2-N/10GT30G-2003-75 HDC43/3GTIS	N/A	Nickel	Teflon	75	11
H43121B1-N/10GT30G-6-75 HDC43/4GTIS	06	Nickel	Teflon	75	1
H431421B2-N/10GT30G-16A-75 HDC43/5GTIS	16A	Nickel	Teflon	75	3
H431421B2-001-N/10GT30G-75 HDC43/7GTIS	23	Nickel	Teflon	75	10

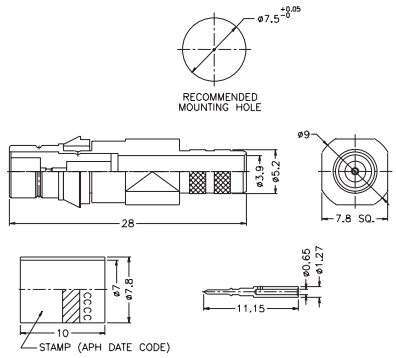

Assembly Instruction Z - page 252

Straight Jack

P.N.	Cable Group	Plt.	Ins.	Imp.	Crimp Tool
H436121B2-N/10GT30G-2001-75 HDC43/1FS	N/A	Nickel	Teflon	75	10
H436121B2-N/10GT30G-2002-75 HDC43/2FS	N/A	Nickel	Teflon	75	10
H436121B2-N/10GT30G-2003-75 HDC43/3FS	N/A	Nickel	Teflon	75	11
H436121B1-N/10GT30G-6-75 HDC43/4FS	06	Nickel	Teflon	75	1
H436121B2-N/10GT30G-16A-75 HDC43/5FS	16A	Nickel	Teflon	75	3
H436121B2-001-N/10GT30G-75 HDC43/7FS	23	Nickel	Teflon	75	16

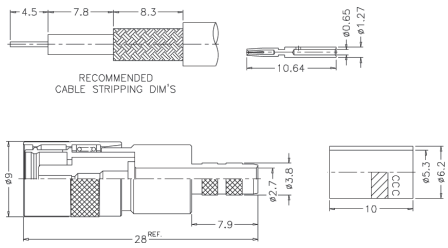

Assembly Instruction Z - page 252

U-Link

P.N.	Cable Group	Plt.	Ins.	Imp.	Crimp Tool
H439070A1-N/3GT30G-75 HDC43/10B	N/A	Nickel	Teflon	75	N/A
H437076A1-N/3GT30G-75 HDC43/10A	N/A	Gold	Teflon	75	N/A



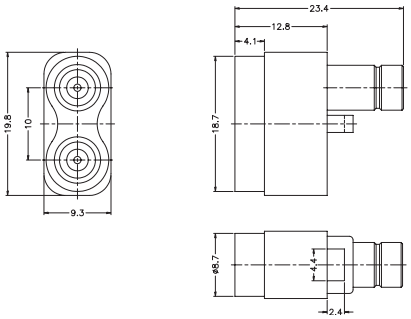

HDC type 43 75/120 ohm Balun Plug

P.N.	Cable Group	Plt.	Ins.	Imp.	Crimp Tool
H43140100-3GT30G-75	N/A	Gold	Teflon	75	N/A

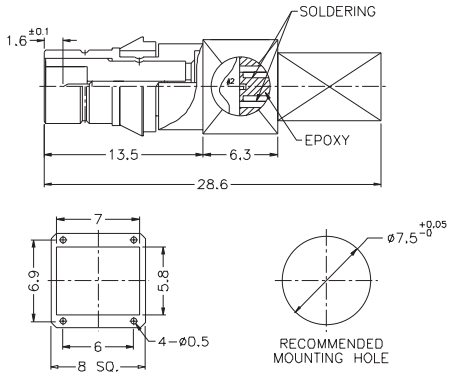

1. MAX. PANEL THICKNESS=5mm

Note:

Straight Crimp P.C. Board - 2 hole Mount - Flexible Cable

P.N.	Cable Group	Plt.	Ins.	Imp.	Crimp Tool
TMN0111T2-3G-1	01	Gold	N/A	N/A	3 or 4
TMN0111T2-3G-1A	01A	Gold	N/A	N/A	3 or 4
TMN0111T1-3G-3	03	Gold	N/A	N/A	4
TMN0111T1-3G-5	05/06	Gold	N/A	N/A	1 or 2
TMN0111T1-3G-5A	05A/06A	Gold	N/A	N/A	2
TMN0111T1-3G-14	14	Gold	N/A	N/A	1 or 2
TMN0111T1-3G-16	16	Gold	N/A	N/A	3
TMN0111T1-3G-16A	16A	Gold	N/A	N/A	3

Note: Through hole or SMT mounting



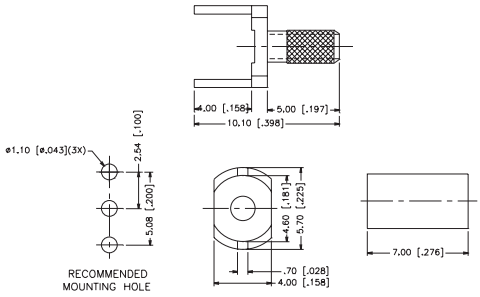

Assembly Instruction J - page 236

Straight Crimp P.C. Board - 4 hole Mount - Flexible Cable

P.N.	Cable Group	Plt.	Ins.	Imp.	Crimp Tool
TMN0111B1-N-1	01	Nickel	N/A	N/A	3 or 4
TMN0111B1-3G-1	01	Gold	N/A	N/A	3 or 4
TMN0111B1-3G-1A	01A	Gold	N/A	N/A	3 or 4
TMN0111B1-3G-3	03	Gold	N/A	N/A	4
TMN0111B2-N-5	05/06	Nickel	N/A	N/A	1 or 2
TMN0111B2-3G-5	05/06	Gold	N/A	N/A	1 or 2
TMN0111B2-3G-5A	05A/06A	Gold	N/A	N/A	2
TMN0111B3-3G-14	14	Gold	N/A	N/A	1 or 2
TMN0111B1-3G-16	16	Gold	N/A	N/A	3
TMN0111B1-3G-16A	16A	Gold	N/A	N/A	3



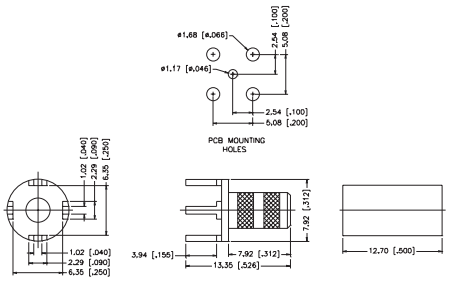

Assembly Instruction B - page 228

Right Angle Crimp P.C. Board - 4 hole Mount - Miniature Cable

P.N.	Cable Group	Plt.	Ins.	Imp.	Crimp Tool
TMN0112U1-3G-5	05/06	Gold	N/A	N/A	1 or 2
TMN0112U1-3G-5A	05A/06A	Gold	N/A	N/A	2
TMN0112U1-3G-14	14	Gold	N/A	N/A	1 or 2

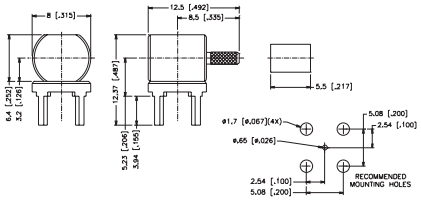

Assembly Instruction J - page 236

Straight Crimp - Bulkhead Mount - Flexible Cable

P.N.	Cable Group	Plt.	Ins.	Imp.	Crimp Tool
TMN0411A2-N-1	01	Nickel	N/A	N/A	3 or 4
TMN0411A2-N-1A	01A	Nickel	N/A	N/A	3 or 4
TMN0411A3-N-3	03	Nickel	N/A	N/A	4
TMN0411A1-N-5	05/06	Nickel	N/A	N/A	1 or 2
TMN0411A1-N-5A	05A/06A	Nickel	N/A	N/A	2
TMN0411A1-N-14	14	Nickel	N/A	N/A	1 or 2
TMN0411A2-N-16	16	Nickel	N/A	N/A	3
TMN0411A2-N-16A	16A	Nickel	N/A	N/A	3

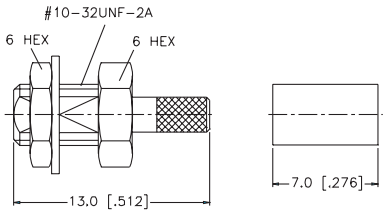

Assembly Instruction J - page 236

Straight Crimp - 4 hole Flange Mount - Flexible and semi-rigid Cable

P.N.	Cable Group	Plt.	Ins.	Imp.	Crimp Tool
TMN0511A2-N-1	01	Nickel	N/A	N/A	3 or 4
TMN0511A2-N-1A	01A	Nickel	N/A	N/A	3 or 4
TMN0511A1-N-5	05/06	Nickel	N/A	N/A	1 or 2
TMN0511A1-N-5A	05A/06A	Nickel	N/A	N/A	2
TMN0581A1-3G-10 SMA 4-hole flange	10	Gold	N/A	N/A	N/A
TMN0581B1-3G-11 SMA 2-hole flange	11	Gold	N/A	N/A	N/A
TMN0511A1-N-14	14	Nickel	N/A	N/A	1 or 2
TMN0511A2-N-16	16	Nickel	N/A	N/A	3
TMN0511A2-N-16A	16A	Nickel	N/A	N/A	3



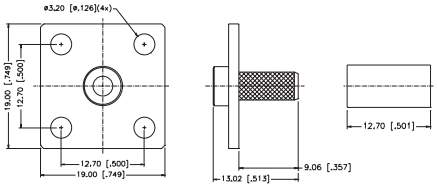

Assembly Instruction J - page 236

Right Angle Crimp - 2 hole P.C. Board Mount

P.N.	Cable Group	Plt.	Ins.	Imp.	Crimp Tool
SK0644-NBT-5	05/06	Tin Lead	N/A	N/A	1 or 2

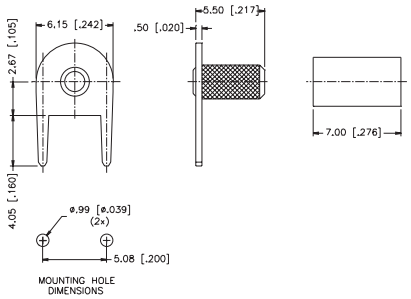

Assembly Instruction J - page 236

Specifications

Electrical

Impedance	50 ohm
Frequency range	DC - 40 GHz
VSWR	< 1.50
Insertion Loss	0.1 dB maximum/1 GHz
Insulator Resistance	5,000 MΩ
Center Contact Resistance	< 6 mΩ
Outer Contact Resistance	< 2 mΩ
Test Voltage	500 V rms
Working Voltage	335 V rms
Contact Current	1.2 A DC maximum

Mechanical

Engagement Force		Disengagement Force
Full Detent	9 lbs (40 N)	6.9 lbs (31 N)
Limited Detent	6.9 lbs (31 N)	5 lbs (22 N)
Smooth Bore	2 lbs (9 N)	0.5 lbs (2.2 N)
Catcher's Mitt	2 lbs (9 N)	0.5 lbs (2.2 N)
Mating Cycles		>100 with full detent; >500 with limited detent

Note: These characteristics are typical but may not apply to all connectors.

Material

Male Body	Gold-plated brass
Female Body	Gold-plated beryllium copper
Pin Contact	Gold-plated brass Gold-plated beryllium copper
Socket Contact	Gold-plated brass Gold-plated beryllium copper
Spring Loaded Contact Parts	Beryllium copper
Insulator	PTFE
Crimping Sleeve	Copper Alloy

Environmental

Temperature Range	-65°C to +155°C
Vibration	MIL-STD-202, method 204, test condition B
Humidity	MIL-STD-202, method 106, test condition D
Shock	MIL-STD-202, method 213, test condition B
Temperature Cycle	MIL-STD-202, method 102, test condition C

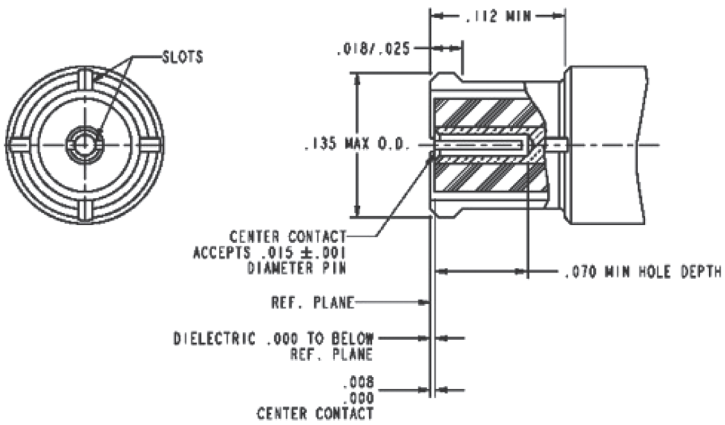

Limited Detent

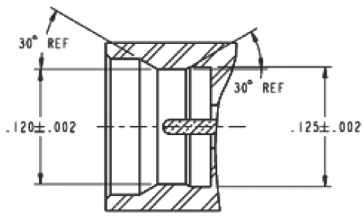

Smooth Bore

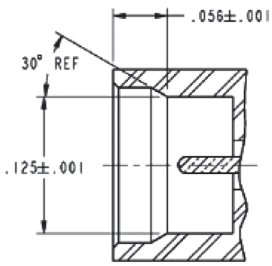

Straight Jack

P.N.	Cable Group	Plt.	Ins.	Imp.	Crimp Tool
SMP1181A1-30GT30G-13-50	13	Gold	Peek or LCP	50	N/A
SMP1181A1-30GT30G-11-50	11	Gold	Peek or LCP	50	N/A

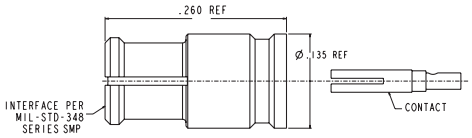

Assembly Instruction A1, A2 - page 225

Right Angled Jack

P.N.	Cable Group	Plt.	Ins.	Imp.	Crimp Tool
SMP1182A1-30GT30G-13-50	13	Gold	Peek or LCP	50	N/A
SMP1182A1-30GT30G-11-50	11	Gold	Peek or LCP	50	N/A

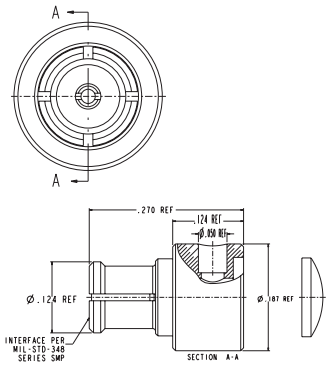

Assembly Instruction A3 - page 226

Right Angle Crimp Jack - Miniature Cable

P.N.	Cable Group	Plt.	Ins.	Imp.	Crimp Tool
SMP6112B1-10GT30G-5-50	05	Gold	Teflon	50	1 or 2

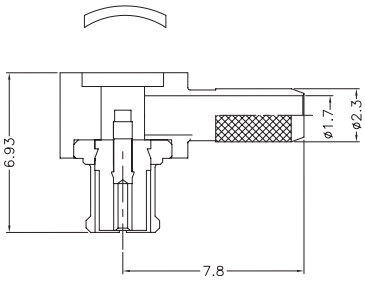

Assembly Instruction I - page 235

Straight Plug, Pin Contact PCB Receptacle

P.N.	Cable Group	Plt.	Ins.	Imp.	Crimp Tool
SMP6251A1-30GP30G-50	N/A	Gold	Peek or LCP	50	N/A
SMP6251A1-001-30GP30G-50	N/A	Gold	Peek or LCP	50	N/A
SMP6251A1-002-30GP30G-50	N/A	Gold	Peek or LCP	50	N/A
SMP6251A1-003-30GP30G-50	N/A	Gold	Peek or LCP	50	N/A
SMP6251A1-004-30GP30G-50	N/A	Gold	Peek or LCP	50	N/A

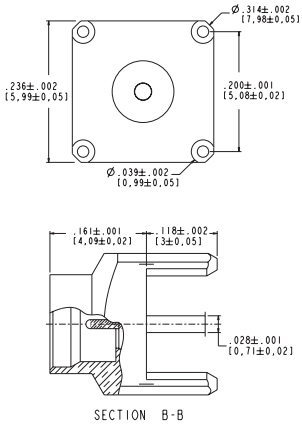

Straight Plug, Pin Contact PCB Rear Mount

P.N.	Cable Group	Plt.	Ins.	Imp.	Crimp Tool
SMP6351A1-002-30GT30G-50	N/A	Gold	Peek or LCP	50	N/A
SMP6351A1-001-30GT30G-50	N/A	Gold	Peek or LCP	50	N/A

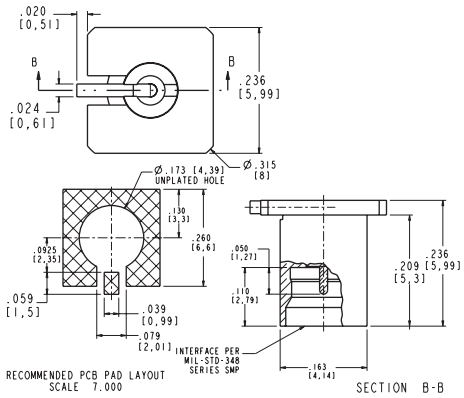

Straight Plug End Launch

P.N.	Cable Group	Plt.	Ins.	Imp.	Crimp Tool
SMP6251A1-009-30GP30G-50	N/A	Gold	Peek or LCP	50	N/A

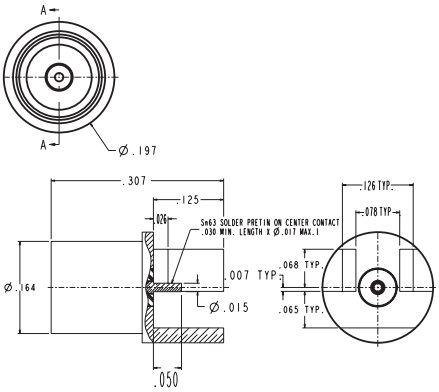

Bullet Adapters Jack to Jack

P.N.	Cable Group	Plt.	Ins.	Imp.	Crimp Tool
SMP7071A1-064-30GT30G-50	N/A	Gold	Teflon	50	N/A
SMP7071A1-099-30GT30G-50	N/A	Gold	Teflon	50	N/A
SMP7071A1-145-30GT30G-50	N/A	Gold	Teflon	50	N/A
SMP7071A1-220-30GT30G-50	N/A	Gold	Teflon	50	N/A



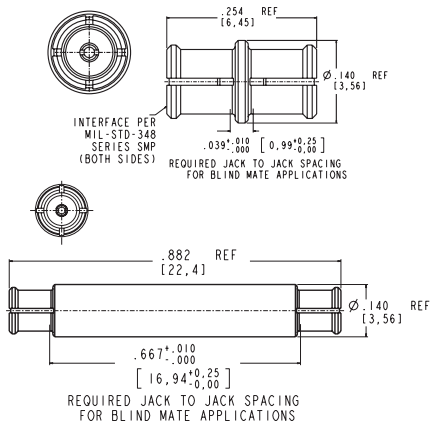

Note:

Amphenol

RF Solutions for the Automotive Market

RF Solutions

for the Automotive Market

With recent advancements in communications technology and increased consumer demand for a diverse array of on-board telematics services, RF communications systems have become indispensable components of the modern automobile.

To keep RF interconnection costs low and ensure high levels of electrical and mechanical performance for telematics applications such as Global Positioning Satellite, Satellite Radio, Vehicular Internet Access, Remote vehicle diagnostics and Bluetooth, the German and American automotive industries have standardized a high-performing, cost-effective RF connector based on the FAKRA and USCAR standards.

Utilizing a standard metal SMB connector embedded within a plastic housing that can be designed with multiple colored codes for easy identification, FAKRA connectors are designed to perform up to 4 GHz and meet the particular mechanical and environmental requirements of the automobile industry.

Amphenol RF's industry leading product line meets both the FAKRA and USCAR standards with the following features:

- 13 different mechanical and color codes
- Plastic housing with locking feature and audible clicking noise
- Minimum of 100 mating cycles
- Frequency range of DC - 4 GHz
- Usable on multiple coaxial cables (RG-58. RG-174. RG-316. RG-178 and other micro-cables)
- Available in numerous connector configurations (straight and right angle solutions for cable applications, as well as edge-launch and PCB design)

Along with the growth of RF connection devices in the car, the need for coaxial cable has grown to a level which could require twice the amount of cable which goes into a home (over 100+ feet per car). To meet this demand, Amphenol's Times Fiber Communications division has developed a portfolio of cable products to meet the needs of the automotive industry. TFC's automotive cables are manufactured utilizing the highest quality materials and workmanship available:

- Lowest Signal Loss
- Multiple Shielding Options Available
- 100% Quality Testing - Electricals, Physicals
- Superior TFC/Amphenol Product Development

For more info about the Fakra connectors, please contact our nearest branch offices for a copy of the Fakra connector catalogue.

Description

Developed in the late 1940's, the BNC is a miniature version of the Type C. BNC stands for Bayonet Neill Concelman and is available in 50 Ohm and 75 Ohm impedance versions.
The BNC product line is a miniature quick connect / disconnect RF connector. It features two bayonet lugs on the female connector; mating is achieved with only a quarter turn of the coupling nut.
Primary Applications - Ideally suited for cable termination for miniature to subminiature coaxial cable (RG-58, 59, to RG-179, RG-316, etc.)

Features/Benefits

- Bayonet coupling mechanism provides quick mating and unmating.
- 50 and 75 ohm impedance designs allow customers to match impedance to system requirements.
- 50 and 75 ohm connectors are intermateable to ensure nondestructive mating.
- Three grades of connectors are available for military, industrial and commercial applications

Applications

- Antennas
- Automotive (GPS)
- Base Stations
- Broadcast (75 ohm)
- Cable Assemblies
- Cable Modems
- Components
- Computers/LANs
- Instrumentation
- Network Analyzers
- Oscilloscopes
- Medical Equipment
- Mil-Aerospace
- Networks
- Radios
- Satcom
- Surge Protection
- Telecom.

BNC Coaxial Connectors

Specifications

Electrical

Impedance	50 ohm	75 ohm
Frequency Range	0-4 GHz	0-1 GHz
Working Voltage	500 Volts rms.	500 Volts rms.
Dielectric Withstanding Voltage	1500 Volts rms.	1500 Volts rms.
VSWR	1.3 max. 0-4 GHz	1.05+0.1f(GHz) DC to 1 GHz
Contact Resistance	Center contact 1.5 milliohm Outer contact 1.0 milliohm	Center contact 1.5 milliohm Outer contact 1.0 milliohm

Material

Center Contact male	Brass, Gold or Silver plated
Center Contact female	Phosphor Bronze (nominal) or Beryllium Copper, Gold or Silver plated
Metal parts	Brass, nickel plated
Insulators	Teflon, Delrin, PBT polyester
Clamp gaskets	Silicone rubber, Synthetic rubber
Crimp ferrule	Annealed copper, nickel plated

Plug

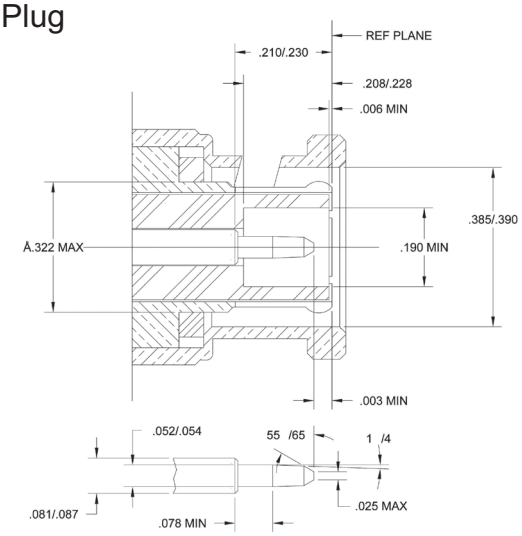

Jack

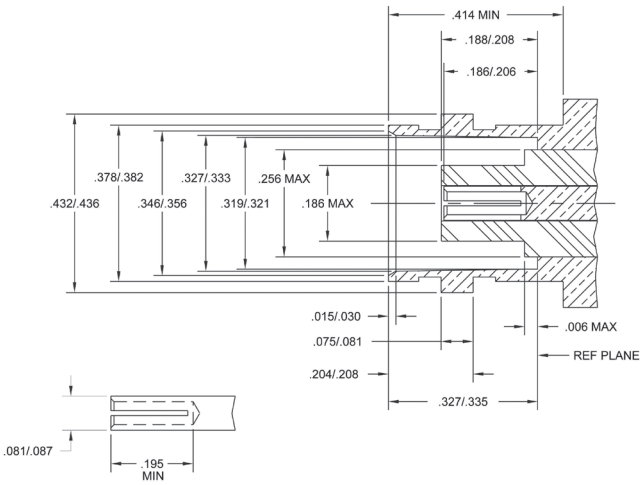

Straight Crimp Plug - Single Crimp

P.N.	Cable Group	Plt.	Ins.	Imp.	Crimp Tool
B1111L1-001-ND3G-01-50	01	Nickel	Delrin	50	5
B1111L1-001-ND3G-03-50	03	Nickel	Delrin	50	5

Remark: Only for Solid Center Conductor Cable



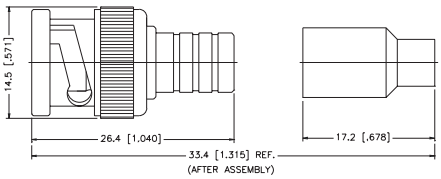

Assembly Instruction J - page 236

Straight Crimp Plug - Captive Contact - Standard Cable

P.N.	Cable Group	Plt.	Ins.	Imp.	Crimp Tool
B1121A1-NT3G-1-50	01	Nickel	Teflon	50	3 or 4
B1121A1-ND3G-1-50	01	Nickel	Delrin	50	3 or 4
B1121BA-001-ND3G-1A-50	01A	Nickel	Delrin	50	3 or 4
B1121AA-NT3G-1B-50	01B	Nickel	Teflon	50	3 or 4
B1121A1-ND3G-3-50	03	Nickel	Delrin	50	4
B1121A1-ND3G-3-75	03	Nickel	Delrin	75	4
B1121A9-NT3G-3-75*	03	Nickel	Teflon	75	7
B1121A1-ND3G-3A-75	03A	Nickel	Delrin	75	4
B1121A9-009-NT30G-3A-75*	03A	Nickel	Teflon	75	4
B1121A6-NT3G-7-50	07	Nickel	Teflon	50	4 + 6
B1121A6-NT3G-7A-50	07A	Nickel	Teflon	50	4 + 6
B1121A1-ND3G-7B-50	07B	Nickel	Delrin	50	4
B1121A6-NT3G-7C-50	07C	Nickel	Teflon	50	6
B1121A2-NT3G-7D-50	07D	Nickel	Teflon	50	4 + 6
B1121A6-NT3G-7E-75	07E	Nickel	Teflon	75	2 + 6
B1121A6-NT3G-7F-75	07F	Nickel	Teflon	75	2 + 6
B1121A1-ND3G-8-75	08	Nickel	Delrin	75	5
B1121CA-002-ND3G-8A-75	08A	Nickel	Delrin	75	5
B1121A9-NT15G-8A-75*	08A	Nickel	Teflon	75	2 + 5
B1121A9-NT15G-8B-75*	08B	Nickel	Teflon	75	5
B1121A1-ND3G-15-75	15	Nickel	Delrin	75	5
B1121A1-NT3G-15-75*	15	Nickel	Teflon	75	5
B1121C1-ND3G-15A-75	15A	Nickel	Delrin	75	5
B1121A9-003-NT3G-75	16	Nickel	Teflon	75	.180 hex
B1121A9-003-NT3G-75	16A	Nickel	Teflon	75	.180 hex
B1121A9-NT15G-18-75*	18	Nickel	Teflon	75	2 + 4
B1121A9-NT15G-19-75*	19	Nickel	Teflon	75	9
B1121A1-NT3G-22-75	22	Nickel	Teflon	75	.180 hex
Diecast Shell					
B1121BA-001-ND3G-1-50	01	Nickel	Delrin	50	3 or 4
B1121B1-ND3G-3-50	03	Nickel	Delrin	50	4
B1121B1-ND3G-3-75	03	Nickel	Delrin	75	4

* Center contact .053" diameter, 30 µ" Au.
True 75 ohm. Use .044 hex or 12-indent crimp



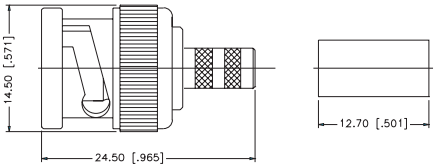

Assembly Instruction J - page 236

Straight Crimp Plug - Pin-in-Pin - Miniature Cable

P.N.	Cable Group	Plt.	Ins.	Imp.	Crimp Tool
Brass Shell					
B1121G1-ND3G-5-50	05	Nickel	Delrin	50	2
B1121G1-ND3G-6-75	06	Nickel	Delrin	75	2
Diecast Shell					
B1121H1-001-ND3G-5-50	05	Nickel	Delrin	50	1 or 2
B1121H1-001-ND3G-6-75	06	Nickel	Delrin	75	2



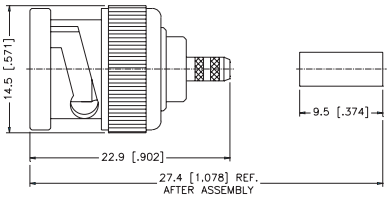

Assembly Instruction J - page 236

Straight Crimp Plug - Miniature Cable

P.N.	Cable Group	Plt.	Ins.	Imp.	Crimp Tool
Brass Shell					
B1121E9-002-NTPX3G-6-75	06	Nickel	TPX	75	3
Diecast Shell					
B1121F9-003-NTPX3G-6-75	06	Nickel	TPX	75	3

Remark: TPX Insulator/75 ohm AVAILABLE ONLY

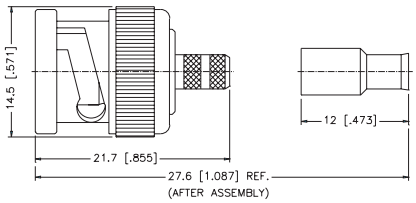

Assembly Instruction K - page 237

Straight Crimp Plug - Captive Contact - Plenum Cable

P.N.	Cable Group	Plt.	Ins.	Imp.	Crimp Tool
B1121CA-001-ND3G-4A-75	04A	Nickel	Delrin	75	4



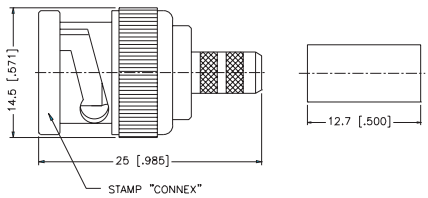

Assembly Instruction J - page 236

Straight Crimp Plug - Captive Contact - Miniature Cable

P.N.	Cable Group	Plt.	Ins.	Imp.	Crimp Tool
Brass Shell					
B1121E1-ND3G-5-50	05	Nickel	Delrin	50	3
B1121E1-ND3G-5A-50	05A	Nickel	Delrin	50	3
B1121E1-ND3G-6-50	06	Nickel	Delrin	50	3
B1121E2-003-ND3G-6-75	06	Nickel	Delrin	75	3
B1121E1-ND3G-6A-75	06A	Nickel	Delrin	75	9
B1121H1-001-ND3G-14-50	14	Nickel	Delrin	50	9
B1121A1-ND3G-16-75	16	Nickel	Delrin	75	1 or 2
B1121A1-ND3G-16A-75	16A	Nickel	Delrin	75	1 or 2
B1121A9-010-NT30G-16-75*	16	Nickel	Teflon	75	3
B1121A9-010-NT30G-16A-75	16A	Nickel	Teflon	75	3
Diecast Shell					
B1121FA-001-ND3G-5-50	05	Nickel	Delrin	50	3
B1121FA-001-ND3G-6-50	06	Nickel	Delrin	50	3

Remark: With teflon sleeve/Hex crimp size. 178"
* Center contact .053" diameter, 30 µ" Au.
True 75 ohm. Use .044 hex or 12-indent crimp



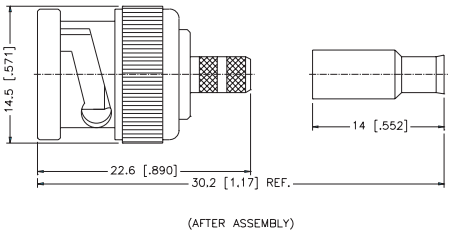

Assembly Instruction K - page 237

Straight Solder Plug - Semi-Rigid Cable

P.N.	Cable Group	Plt.	Ins.	Imp.	Crimp Tool
B1181A1-N/3GT3G-10-50	10	Nickel/Gold	Teflon	50	N/A
B1181A1-N/NT30GA-10-75	10	Nickel/Gold	Teflon	75	N/A
B1181A1-NT3G-11-50	11	Nickel/Gold	Teflon	50	N/A

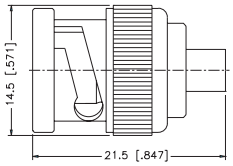

Assembly Instruction E - page 231

Right Angle Crimp/Solder Plug - Standard Cable

P.N.	Cable Group	Plt.	Ins.	Imp.	Crimp Tool
Brass Shell					
B1112A1-ND3G-1-50	01	Nickel	Delrin	50	3 or 4
B1112A1-ND3G-1A-50	01A	Nickel	Delrin	50	3 or 4
B1112A1-NT3G-1B-50	01B	Nickel	Teflon	50	3 or 4
B1112A1-ND3G-3-50	03	Nickel	Delrin	50	4
B1112A1-ND3G-3-75	03	Nickel	Delrin	75	4
B1112A6-NT3G-3-75*	03	Nickel	Teflon	75	4
B1112A1-NT3G-1-50	01	Nickel	Teflon	50	3 or 4
B1112A1-NT3G-3-75	03	Nickel	Teflon	75	4
B1112A4-NT3G-7-50	07	Nickel	Teflon	50	6
B1112A4-NT3G-7A-50	07A	Nickel	Teflon	50	6
B1112A4-ND3G-7B-50	07B	Nickel	Delrin	50	3 or 4
B1112A4-NT3G-7C-50	07C	Nickel	Teflon	50	6
B1112A6-NT3G-18-75*	18	Nickel	Teflon	75	4
B1112A6-NT3G-19-75*	19	Nickel	Teflon	75	9
Diecast Shell					
B1112B1-001-ND3G-1-50	01	Nickel	Delrin	50	3 or 4
B1112B1-001-ND3G-3-50	03	Nickel	Delrin	50	4
B1112B1-001-ND3G-3-75	03	Nickel	Delrin	75	4

* Center contact .053" diameter, 30µ" Au. True 75 Ohm. Use .044 hex or 12-indent crimp

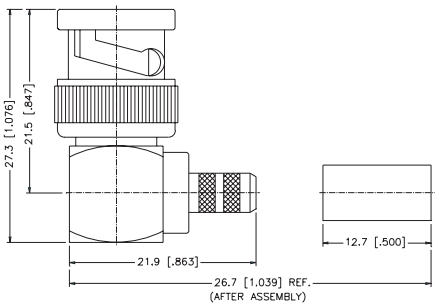

Assembly Instruction I - page 235

Right Angle Crimp/Solder Plug - Miniature Cable

P.N.	Cable Group	Plt.	Ins.	Imp.	Crimp Tool
Brass Shell					
B1112E1-ND3G-5-50	05	Nickel	Delrin	50	3
B1112E1-ND3G-5A-50	05A	Nickel	Delrin	50	9
B1112E1-ND3G-6-75	06	Nickel	Delrin	75	9
B1112E1-ND3G-6A-75	06A	Nickel	Delrin	75	3
B1112E1-ND3G-16-75	16	Nickel	Delrin	75	9
B1112E1-ND3G-16A-75	16A	Nickel	Delrin	75	9



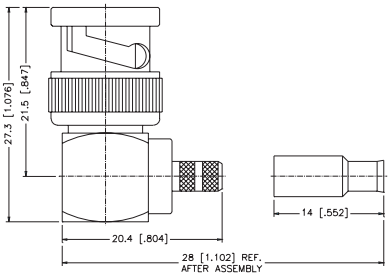

Assembly Instruction I - page 235

Right Angle Solder Plug - Semi-Rigid Cable

P.N.	Cable Group	Plt.	Ins.	Imp.	Crimp Tool
B1182A1-N/3GT3G-10-50	10	Nickel/Gold	Teflon	50	N/A
B1182A1-N/NT30GA-11-50	11	Nickel/Gold	Teflon	50	N/A

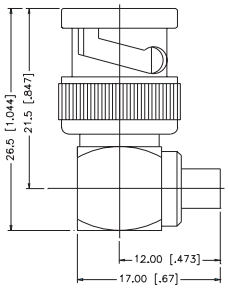

Assembly Instruction F - page 232

Right Angle Crimp/Crimp Plug - Standard Cable

P.N.	Cable Group	Plt.	Ins.	Imp.	Crimp Tool
Brass Shell					
B1122A1-ND3G-1-50	01	Nickel	Delrin	50	4
B1122A1-ND3G-3-50	03	Nickel	Delrin	50	4
B1122A1-ND3G-3-75	03	Nickel	Delrin	75	4
B1122A1-NT3G-8-75	08	Nickel	Teflon	75	5
B1122A1-NT3G-15-75	15	Nickel	Teflon	75	5
Diecast Shell					
B1122B1-001-ND3G-1-50	01	Nickel	Delrin	50	3 or 4
B1122B1-001-ND3G-3-75	03	Nickel	Delrin	75	4
B1122B1-001-NT3G-75	16A,16	Nickel	Teflon	75	.180 hex

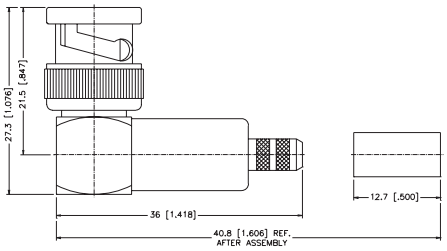

Assembly Instruction S - page 245

Right Angle Crimp/Crimp Plug - Miniature Cable

P.N.	Cable Group	Plt.	Ins.	Imp.	Crimp Tool
Brass Shell					
B1122E1-002-ND3G-5-50	05	Nickel	Delrin	50	3
B1122E1-ND3G-6-75	06	Nickel	Delrin	75	3
Diecast Shell					
B1122F1-001-ND3G-5-50	05	Nickel	Delrin	50	3
B1122F1-001-ND3G-6-75	06	Nickel	Delrin	75	3

Remark: With teflon sleeve Hex. crimp size .178”



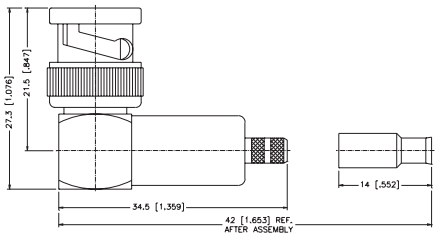

Assembly Instruction S - page 245

Straight Crimp Jack - Miniature Cable

P.N.	Cable Group	Plt.	Ins.	Imp.	Crimp Tool
B6121E1-ND3G-5-50	05	Nickel	Delrin	50	9
B6121E1-ND3G-5A-50	05A	Nickel	Delrin	50	9
B6121E1-ND3G-6-75	06	Nickel	Delrin	75	9
B6121E1-ND3G-6A-75	06A	Nickel	Delrin	75	9
B6121G1-NT3G-14-50	14	Nickel	Teflon	50	9
B6121B1-ND3G-16-75	16	Nickel	Delrin	75	9

Remark: With teflon sleeve, Hex crimp size .178”



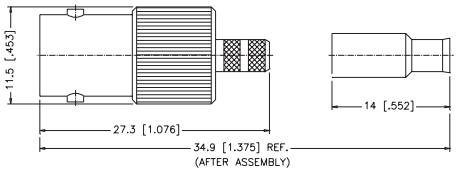

Assembly Instruction K - page 237

Straight Crimp Jack - Standard Cable

P.N.	Cable Group	Plt.	Ins.	Imp.	Crimp Tool
Captured					
B6121A1-NT3G-1-50	01	Nickel	Teflon	50	3 or 4
B6121B1-ND3G-1-50	01	Nickel	Delrin	50	3 or 4
B6121A1-004-ND3G-1A-50	01A	Nickel	Delrin	50	3 or 4
B6121A1-NT3G-1B-50	01B	Nickel	Teflon	50	4
B6121A1-NT3G-3-50	03	Nickel	Teflon	50	4
B6121A1-NT3G-3-75	03	Nickel	Teflon	75	4
B6121B1-ND3G-3-50	03	Nickel	Delrin	50	4
B6121A1-NT3G-3A-75	03A	Nickel	Teflon	75	4
B6121A1-NT3G-7B-50	07B	Nickel	Teflon	50	4
B6121A6-NT3G-7C-50	07C	Nickel	Teflon	50	1 + 6
B6121A2-NT3G-8A-75*	08A	Nickel	Teflon	75	2 + 5
B6121A2-NT3G-8B-75*	08B	Nickel	Teflon	75	2 + 5
B6121A1-NT3G-15-75	15	Nickel	Teflon	75	5
B6121A2-NT3G-18-75*	18	Nickel	Teflon	75	4
B6121A2-NT3G-19-75*	19	Nickel	Teflon	75	9

* Center contact .052” diameter, 30µ” Au. True 75 ohm.
Use .044 hex or 12-indent crimp



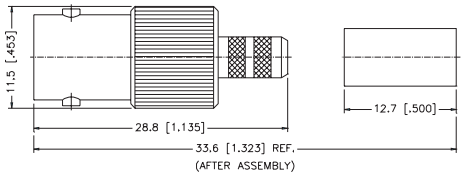

Assembly Instruction J - page 236

Straight Solder Jack - Semi-Rigid Cable

P.N.	Cable Group	Plt.	Ins.	Imp.	Crimp Tool
B6181A1-N/3GT3G-10-50	10	Nickel/Gold	Teflon	50	N/A
B6181A1-N/3GT3G-11-50	11	Nickel/Gold	Teflon	50	N/A

Remark: With teflon sleeve, Hex crimp size .178”



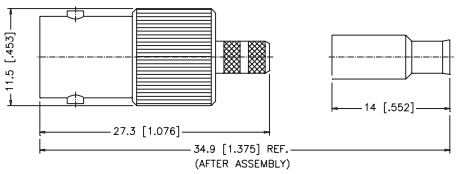

Assembly Instruction E - page 231

Bulkhead Crimp jack - Snap-In Panel - Miniature Cable

P.N.	Cable Group	Plt.	Ins.	Imp.	Crimp Tool
B632100-001-NT3G-5-50	05	Nickel	Teflon	50	3



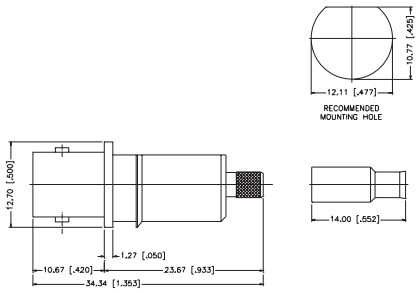

Assembly Instruction L - page 238

Bulkhead Crimp Jack - Standard Cable

P.N.	Cable Group	Plt.	Ins.	Imp.	Crimp Tool
Teflon/Captured					
B6421A1-NT3G-1-50	01	Nickel	Teflon	50	4
B6421A1-ND3G-1A-50	01A	Nickel	Delrin	50	4
B6421A1-NT3G-1B-50	01B	Nickel	Teflon	50	3 or 4
B6421A1-NT3G-3-50	03	Nickel	Teflon	50	4
B6421A1-NT3G-3-75	03	Nickel	Teflon	75	4
B6421A1-NT3G-3A-50	03A	Nickel	Teflon	50	4
B6421A1-NT3G-7B-50	07B	Nickel	Teflon	50	4
B6421A6-NT3G-7C-50	07C	Nickel	Teflon	50	1 + 6
B6421A1-NT3G-15-75	15	Nickel	Teflon	75	3
B6421A1-003-NT3G-75	16,16A	Nickel	Teflon	75	.180 hex
Delrin/Non Captured					
B6421B1-ND3G-1-50	01	Nickel	Delrin	50	3 or 4
B6421B1-ND3G-3-50	03	Nickel	Delrin	50	4
B6421B1-ND3G-3-75	03	Nickel	Delrin	75	4

Remark: 3.5 [.138] Max. panel thickness



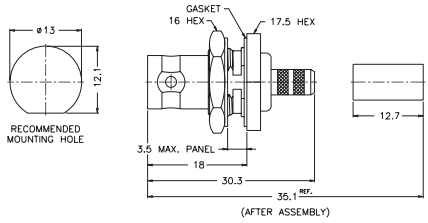

Assembly Instruction J - page 236

P.N.	Cable Group	Plt.	Ins.	Imp.	Crimp Tool
B6421A2-NT3G-1-50	01	Nickel	Teflon	50	4
B6421A2-NT3G-3-75	03	Nickel	Teflon	75	4

Remark: 6.5 [.256] Max. panel thickness



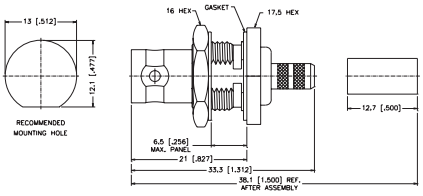

Assembly Instruction J - page 236

Bulkhead Isolated Crimp Jack - Miniature Cable

P.N.	Cable Group	Plt.	Ins.	Imp.	Crimp Tool
B6721E1-NT3G-5-50	05	Nickel	Teflon	50	9
B6721E1-NT3G-6-75	06	Nickel	Teflon	75	9

Remark: 6.0 [.236] Max. panel thickness

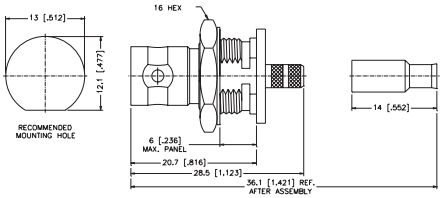

Assembly Instruction J - page 236

Bulkhead Crimp Jack - Miniature Cable

P.N.	Cable Group	Plt.	Ins.	Imp.	Crimp Tool
B6421E1-ND3G-5-50	05	Nickel	Delrin	50	9
B6421E1-ND3G-5A-50	05A	Nickel	Delrin	50	9
B6321A2-001-NT3G-5A-50 Front Mount	05A	Nickel	Teflon	50	2
B6421E1-ND3G-6-75	06	Nickel	Delrin	75	9
B6421E1-ND3G-6A-75	06A	Nickel	Delrin	75	3
B6421G1-ND3G-14-50	14	Nickel	Delrin	50	1 or 2
B6421A1-NT3G-16-75	16	Nickel	Teflon	75	3
B6421A3-NT3G-16A-75	16A	Nickel	Teflon	75	3
B6421A3-NT3G-18-75*	18	Nickel	Teflon	75	4
B6421A3-NT3G-19-75*	19	Nickel	Teflon	75	9

* Center contact .052" diameter, 30µ" Au, true 75 ohm.
Use .044 hex crimp or 12-indent crimp

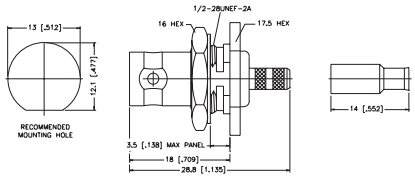

Assembly Instruction J - page 236

B6321A2-003-NT3G-5-50 Front Mount	05	Nickel	Teflon	50	1 or 2
B6321A2-005-NT3G-5A-50 Front Mount	05A	Nickel	Teflon	50	2

Remark: With teflon sleeve, Hex crimp size .178",
3.5 [.138] Max. panel thickness

B6321A2-003-NT3G-5-50, B6321A2-005-NT3G-5A-50

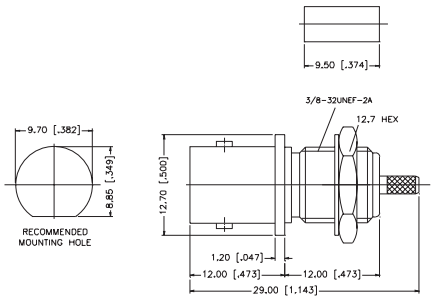

Assembly Instruction J - page 236

Bulkhead Solder Jack - Semi-Rigid Cable

P.N.	Cable Group	Plt.	Ins.	Imp.	Crimp Tool
B6481A1-N/3GT3G-10-50	10	Nickel/Gold	Teflon	50	N/A
B6481A1-N/3GT3G-11-50	11	Nickel/Gold	Teflon	50	N/A
B6381A1-N/3GT3G-11-50 Front Mount	11	Nickel/Gold	Teflon	50	N/A
B6381-N/3GT3G-11-75 Front Mount	11	Nickel/Gold	Teflon	75	N/A

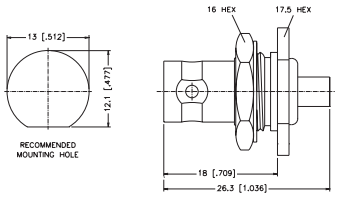

Assembly Instruction E - page 231

Bulkhead Isolated Crimp Jack - Standard Cable

P.N.	Cable Group	Plt.	Ins.	Imp.	Crimp Tool
Teflon/Captured					
B6721A1-NT3G-1-50	01	Nickel	Teflon	50	4
B6721A1-NT3G-1A-50	01A	Nickel	Teflon	50	4
B6721A1-NT3G-3-50	03	Nickel	Teflon	50	4
B6721A1-NT3G-3-75	03	Nickel	Teflon	75	4

Remark: 6.0 [.236] Max. panel thickness

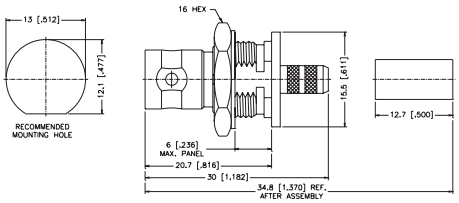

Assembly Instruction J - page 236

Panel Crimp Jack - Standard Cable

P.N.	Cable Group	Plt.	Ins.	Imp.	Crimp Tool
B6521A1-NT3G-1-50	01	Nickel	Teflon	50	4
B6521A1-ND3G-1A-50	01A	Nickel	Delrin	50	3 or 4
B6521A1-NT3G-3-50	03	Nickel	Teflon	50	4
B6521A1-NT3G-3-75	03	Nickel	Teflon	75	4

Remark: 5.0 [.197] Max. panel thickness



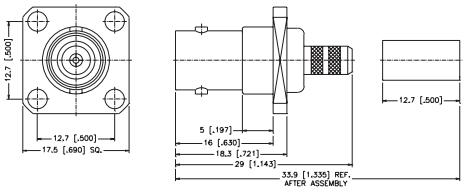

Assembly Instruction J - page 236

Panel Crimp and Solder Jack - Miniature Cable

P.N.	Cable Group	Plt.	Ins.	Imp.	Crimp Tool
B6521E1-NT3G-5-50	05	Nickel	Teflon	50	9
B6521F1-NT3G-5A-50	05A	Nickel	Teflon	50	9
B6521F1-ND3G-6-75	06	Nickel	Delrin	75	9

Remark: 5.0 [.197] Max. panel thickness



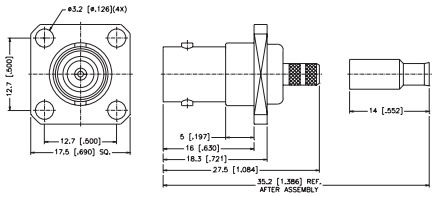

Assembly Instruction J - page 236

Panel Crimp and Solder Jack - Semi-Rigid Cable

P.N.	Cable Group	Plt.	Ins.	Imp.	Crimp Tool
B6581A1-N/3GT3G-10-50	10	Nickel/Gold	Teflon	50	N/A
B6581A1-N/3GT3G-11-50	11	Nickel/Gold	Teflon	50	N/A

Remark: 5.0 [.197] Max. panel thickness



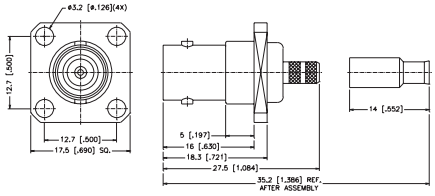

Assembly Instruction E - page 231

Straight Clamp Plug - Captive Contact - Standard Cable

P.N.	Cable Group	Plt.	Ins.	Imp.	Crimp Tool
B1141A1-ND3G-1-50	01	Nickel	Delrin	50	N/A
B1141A1-ND3G-3-50	03	Nickel	Delrin	50	N/A
B1141A1-ND3G-3-75	03	Nickel	Delrin	75	N/A
B1141C1-NT3G-5-50	05	Nickel	Teflon	50	N/A
B1141A2-NT3G-7A-50	07A	Nickel	Teflon	50	N/A
B1141A2-NT3G-7E-75	07E	Nickel	Teflon	75	N/A

Remark: Barrel O.D. = 12.5 mm



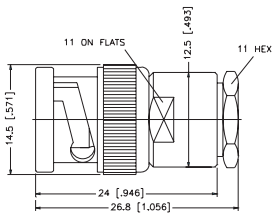

Assembly Instruction M - page 239

P.N.	Cable Group	Plt.	Ins.	Imp.	Crimp Tool
Brass Shell					
B1141C1-ND3G-1-50	01	Nickel	Delrin	50	N/A
B1141C1-ND3G-3-50	03	Nickel	Delrin	50	N/A
B1141C1-ND3G-3-75	03	Nickel	Delrin	75	N/A
Diecast Shell					
B1141D1-001-ND3G-1-50	01	Nickel	Delrin	50	N/A
B1141D1-ND3G-3-50	03	Nickel	Delrin	50	N/A

Remark: UG-88/U, UG-260/U

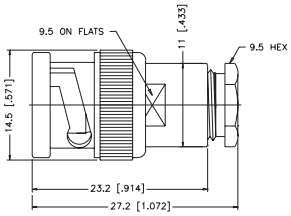

Assembly Instruction M - page 239

Right Angle Clamp Plug - Standard Cable

P.N.	Cable Group	Plt.	Ins.	Imp.	Crimp Tool
Brass Shell					
B1142E1-ND3G-1-50	01	Nickel	Delrin	50	N/A
B1142E1-ND3G-3-50	03	Nickel	Delrin	50	N/A
B1142E1-ND3G-3-75	03	Nickel	Delrin	75	N/A



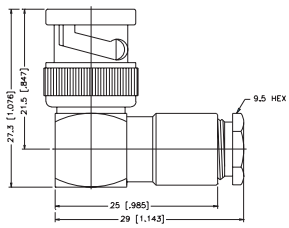

Assembly Instruction M - page 239

Straight Clamp Jack - Captive contact - Standard Cable

P.N.	Cable Group	Plt.	Ins.	Imp.	Crimp Tool
B6141A1-NT3G-1-50	01	Nickel	Teflon	50	N/A
B6141A1-NT3G-3-50	03	Nickel	Teflon	50	N/A
B6141A1-NT3G-3-75	03	Nickel	Teflon	75	N/A
B6141A2-NT3G-7A-50	07A	Nickel	Teflon	50	N/A



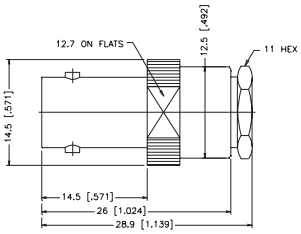

Assembly Instruction N - page 240

Bulkhead Clamp jack - Captive Contact - Flexible Cable

P.N.	Cable Group	Plt.	Ins.	Imp.	Crimp Tool
B6441A2-NT3G-1-50	01	Nickel	Teflon	50	N/A

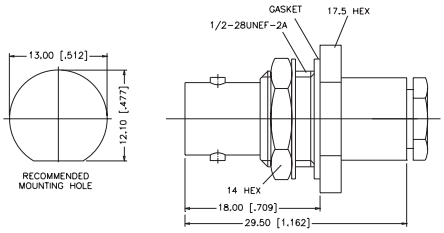

Assembly Instruction N - page 240

Twist-On Plug - Standard Cable

P.N.	Cable Group	Plt.	Ins.	Imp.	Crimp Tool
Brass Shell					
B1131A1-ND3G-1-50	01	Nickel	Delrin	50	N/A
B1131A1-ND3G-3-50	03	Nickel	Delrin	50	N/A
B1131A1-ND3G-3-75	03	Nickel	Delrin	75	N/A
B1131A1-ND3G-8-50	08	Nickel	Delrin	50	N/A

Remark: Only for solid center conductor cable



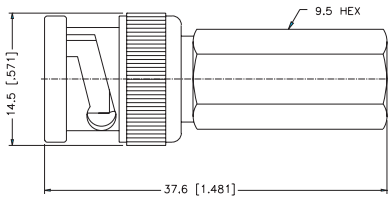

Assembly Instruction O - page 241

Twist-On Jack - Standard Cable

P.N.	Cable Group	Plt.	Ins.	Imp.	Crimp Tool
B6131A1-ND3G-1-50	01	Nickel	Delrin	50	N/A
B6131A1-ND3G-3-50	03	Nickel	Delrin	50	N/A

Remark: Only for solid center conductor cable



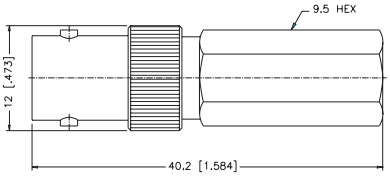

Assembly Instruction O - page 241

Wedge compression Plug - Standard Cable

P.N.	Cable Group	Plt.	Ins.	Imp.	Crimp Tool
Brass Shell					
B1141G1-ND3G-1-50	01	Nickel	Delrin	50	N/A
B1141G1-ND3G-3-50	03	Nickel	Delrin	50	N/A
B1141G1-ND3G-3-75	03	Nickel	Delrin	75	N/A

Remark: With wedge pin

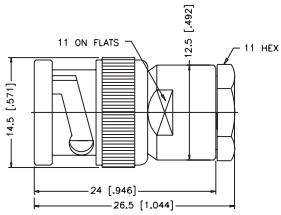

Assembly Instruction P - page 242

Wedge Compression Jack - Standard cable

P.N.	Cable Group	Plt.	Ins.	Imp.	Crimp Tool
B6141G1-NT3G-1-50	01	Nickel	Teflon	50	N/A
B6141G1-NT3G-3-50	03	Nickel	Teflon	50	N/A
B6141G1-NT3G-3-75	03	Nickel	Teflon	75	N/A

Remark: With wedge contact



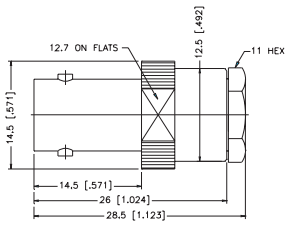

Assembly Instruction P - page 242

Bulkhead Receptacle Plug - Front Mount

P.N.	Cable Group	Plt.	Ins.	Imp.	Crimp Tool
Brass Shell					
B1351Q1-ND3G-50	N/A	Nickel	Delrin	50	N/A
B1351Q2-NT3G-75	N/A	Nickel	Teflon	75	N/A

Remark: 4.5 [.177] Max. panel thickness



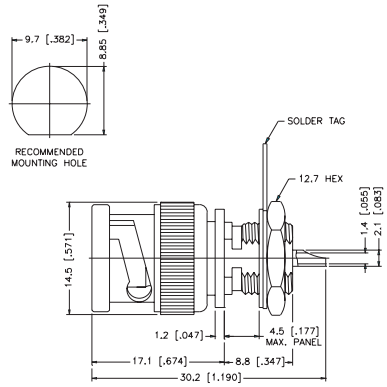

Bulkhead Receptacle Jack - Front Mount

P.N.	Cable Group	Plt.	Ins.	Imp.	Crimp Tool
L1 = 3.2 [.126] Max. panel thickness, L = 26.7 [1.05]					
B6351B1-ND3G-50	N/A	Nickel	Delrin	50	N/A
B6351B1-NT3G-50	N/A	Nickel	Teflon	50	N/A
B6351B1-ND3G-75	N/A	Nickel	Delrin	75	N/A
L1 = 6.5 [.256] Max. panel thickness, L = 30.0 [1.18]					
B6351B2-ND3G-50	N/A	Nickel	Delrin	50	N/A
B6351B2-ND3G-75	N/A	Nickel	Delrin	75	N/A

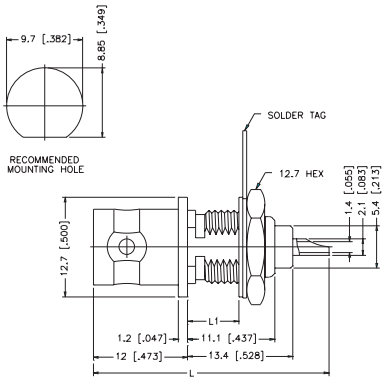

Bulkhead Receptacle Isolated Jack - Front Mount

P.N.	Cable Group	Plt.	Ins.	Imp.	Crimp Tool
B6651B1-NNYL3G-50	N/A	Nickel	ABS	50	N/A
B6651B1-NNYL3G-75	N/A	Nickel	ABS	75	N/A

Remark: 3.2 [.126] Max. panel thickness

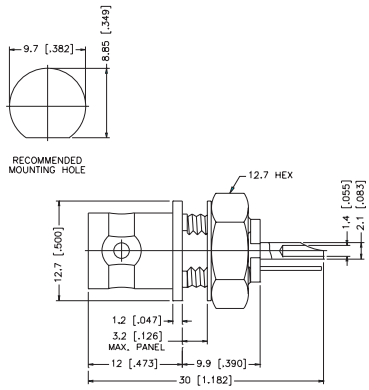

Bulkhead Receptacle Isolated Jack - Rear Mount

P.N.	Cable Group	Plt.	Ins.	Imp.	Crimp Tool
B675100-001-NT3G-50	N/A	Nickel	Teflon	50	N/A



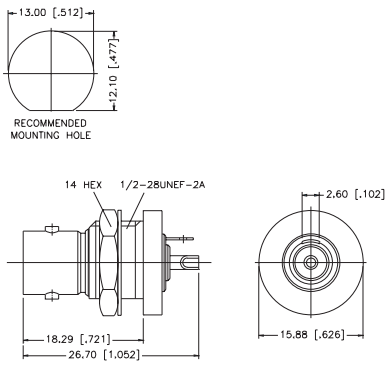

Bulkhead Receptacle - Push Fit

P.N.	Cable Group	Plt.	Ins.	Imp.	Crimp Tool
B6051A2-NT30G-50	N/A	Nickel	Teflon	50	N/A



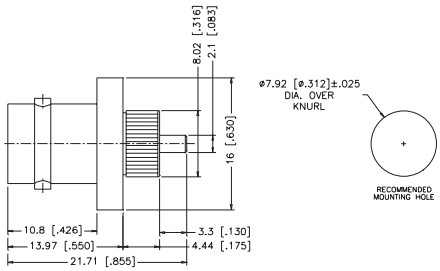

P.N.	Cable Group	Plt.	Ins.	Imp.	Crimp Tool
B6051A1-NT50G-50	N/A	Nickel	Teflon	50	N/A

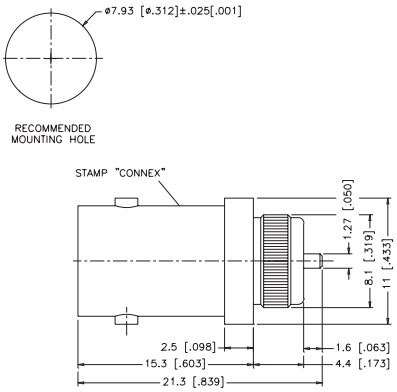

Panel Receptacle Jack

P.N.	Cable Group	Plt.	Ins.	Imp.	Crimp Tool
B6551A1-NT3G-50	N/A	Nickel	Teflon	50	N/A
B6551A1-NT3G-75	N/A	Nickel	Teflon	75	N/A
B6551A9-001-NT3G-50 Flush Rear 4-40 Screws	N/A	Nickel	Teflon	50	N/A



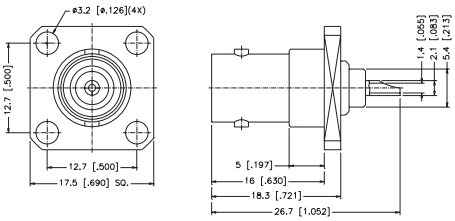

Panel Receptacle Plug

P.N.	Cable Group	Plt.	Ins.	Imp.	Crimp Tool
B1551A1-NT3G-50	N/A	Nickel	Teflon	50	N/A



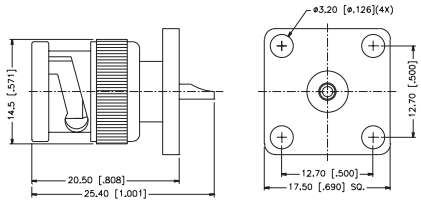

Panel Receptacle Jack - Exposed TFE Type

P.N.	Cable Group	Plt.	Ins.	Imp.	Crimp Tool
B6551E1-002-NT30G-50	N/A	Nickel	Teflon	50	N/A
B6551E1-002-ST30GA-50	N/A	Silver	Teflon	50	N/A

Note: Contact Amphenol for other lengths availability



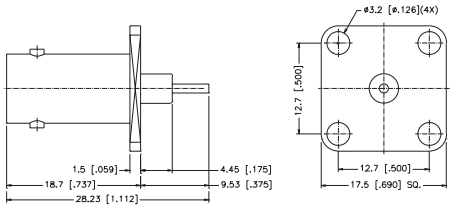

Panel Receptacle - Exposed Teflon - Gasket Seal

P.N.	Cable Group	Plt.	Ins.	Imp.	Crimp Tool
B6551E1-001-NT3G-50	N/A	Nickel	Teflon	50	N/A

Note: Contact Amphenol for other lengths availability



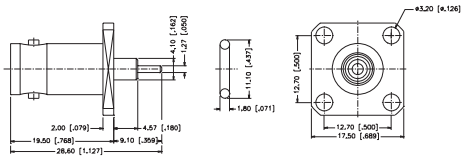

Straight P.C. Board Mount Jack - Four Legs

P.N.	Cable Group	Plt.	Ins.	Imp.	Crimp Tool
B6251C1-NT3G-50	N/A	Nickel	Teflon	50	N/A
B6251C1-NT3G-75	N/A	Nickel	Teflon	50	N/A



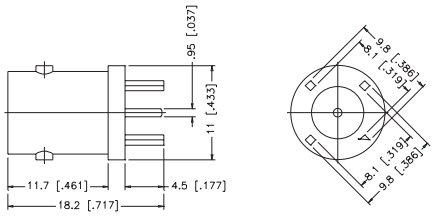

P.N.	Cable Group	Plt.	Ins.	Imp.	Crimp Tool
B6251D1-NPB3G-50	N/A	Nickel	PBT Polyester	50	N/A
B6251D1-NPB3G-75	N/A	Nickel	PBT Polyester	50	N/A



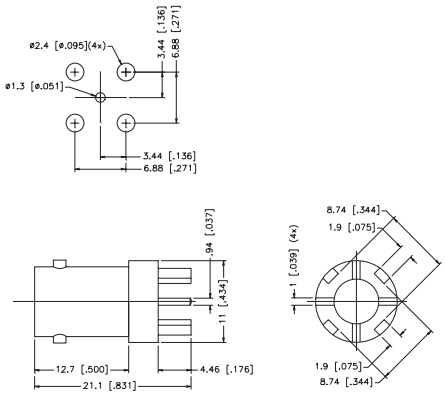

P.N.	Cable Group	Plt.	Ins.	Imp.	Crimp Tool
B6251C1-003-NT3G-50	N/A	Nickel	Teflon	50	N/A
B6251C1-004-NT3G-50 Waterproof	N/A	Nickel	Teflon	50	N/A



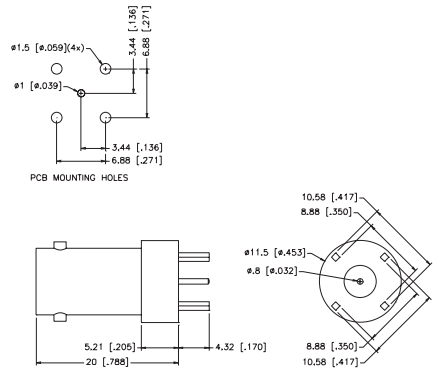

P.N.	Cable Group	Plt.	Ins.	Imp.	Crimp Tool
B625100-009-NT3G-50	N/A	Nickel	Teflon	50	N/A
B625100-009-NT3G-75	N/A	Nickel	Teflon	50	N/A



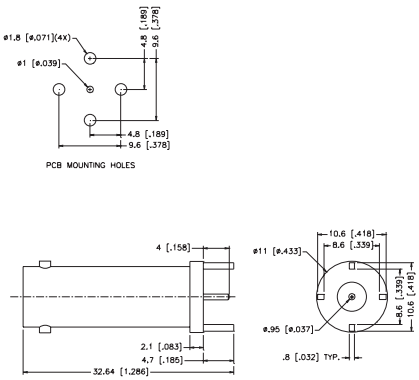

Straight P.C. Board Mount Jack - Three Legs

P.N.	Cable Group	Plt.	Ins.	Imp.	Crimp Tool
B6251E1-NT3G-50	N/A	Nickel	Teflon	50	N/A



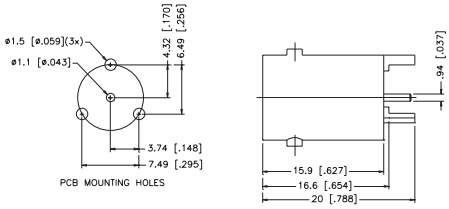

Straight P.C. Board Mount Jack - Four Legs

P.N.	Cable Group	Plt.	Ins.	Imp.	Crimp Tool
B6251C1-005-NT30G-75T	N/A	Nickel	Teflon	75	N/A



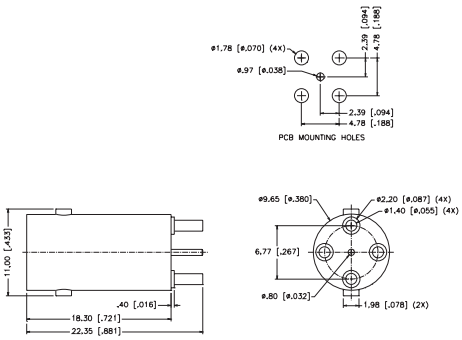

P.N.	Cable Group	Plt.	Ins.	Imp.	Crimp Tool
B6251F1-NT3G-50	N/A	Nickel	Teflon	50	N/A
B6251F1-NT3G-75	N/A	Nickel	Teflon	75	N/A



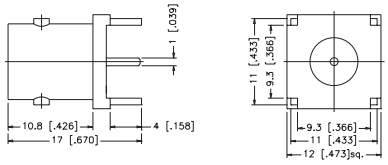

P.N.	Cable Group	Plt.	Ins.	Imp.	Crimp Tool
B625100-008-NT3G-50	N/A	Nickel	Teflon	50	N/A
B625100-005-NT3G-75	N/A	Nickel	Teflon	75	N/A



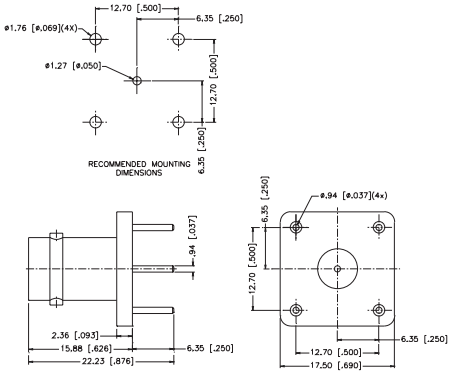

Straight P.C. Board Edge mount Jack - End Launch

P.N.	Cable Group	Plt.	Ins.	Imp.	Crimp Tool
B6251Q1-001-NT3G-50	N/A	Nickel	Teflon	50	N/A
B6251Q1-001-NT3G-75	N/A	Nickel	Teflon	75	N/A
Square Flange					



B6251Q1-001-NT3G-50

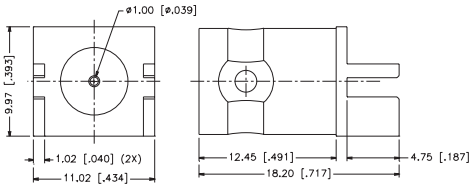

B625100-006-NT3G-50	N/A	Nickel	Teflon	50	N/A
B625100-006-NT3G-75	N/A	Nickel	Teflon	75	N/A
Round Flange					



B625100-006-NT3G-50

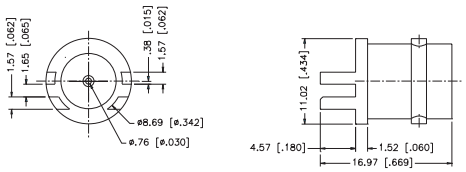

Bulkhead Vertical P.C. Board Receptacle - End Launch

P.N.	Cable Group	Plt.	Ins.	Imp.	Crimp Tool
B6351B1-004-NT3G-50	N/A	Nickel	Teflon	50	N/A

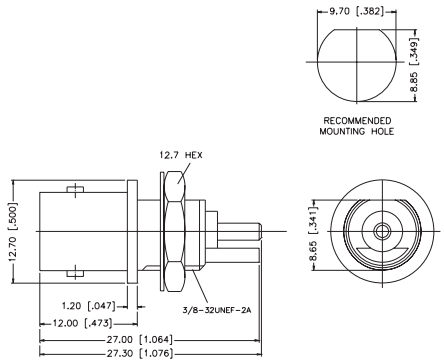

Commercial Straight P.C. Board Mount Jack

P.N.	Cable Group	Plt.	Ins.	Imp.	Crimp Tool
White Housing					
B6251G1-NPP3G-50	N/A	Nickel	Polypropylene	50	N/A
B6251G1-NPP3G-75T	N/A	Nickel	Polypropylene	75	N/A
Black Housing					
B6251G2-NPP3G-50	N/A	Nickel	Polypropylene	50	N/A
B6251G2-NPP3G-75T	N/A	Nickel	Polypropylene	75	N/A

Remark: Add L to part number for Locking Legs



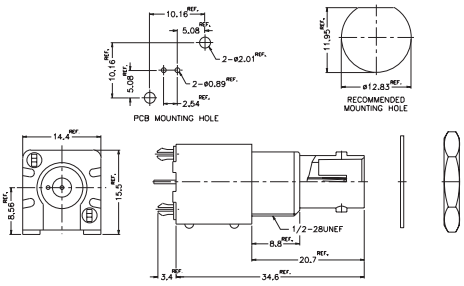

Commercial Straight P.C. Board Mount Jack - Metal Body

P.N.	Cable Group	Plt.	Ins.	Imp.	Crimp Tool
Diecast					
B6251G3-NPP3G-50	N/A	Nickel	Polypropylene	50	N/A
B6251G3-NPP3G-75T	N/A	Nickel	Polypropylene	75	N/A

Note: Connectors are shipped with lock nut and washer



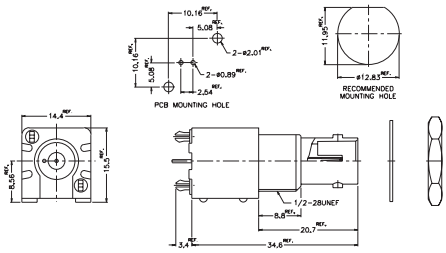

Commercial Right Angle P.C. Board Mount Jack

P.N.	Cable Group	Plt.	Ins.	Imp.	Crimp Tool
High Profile, 15.88 [.625] White					
B6252H5-NPP3G-50	N/A	Nickel	Polypropylene	50	N/A
B6252H5-NPP3G-75T	N/A	Nickel	Polypropylene	75	N/A
High Profile, 15.88 [.625] Black					
B6252H6-NPP3G-50	N/A	Nickel	Polypropylene	50	N/A
B6252H6-NPP3G-75T	N/A	Nickel	Polypropylene	75	N/A
Low Profile, 13.1 [.516] White					
B6252H7-NPP3G-50	N/A	Nickel	Polypropylene	50	N/A
B6252H7-NPP3G-75T	N/A	Nickel	Polypropylene	75	N/A
Low Profile, 13.1 [.516] Black					
B6252H8-NPP3G-50	N/A	Nickel	Polypropylene	50	N/A
B6252H8-NPP3G-75T	N/A	Nickel	Polypropylene	75	N/A

Note: Connectors are shipped with lock nut and washer



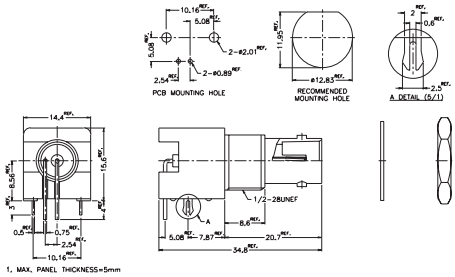

Commercial Right Angle P.C. Board Mount Jack - Metal Body

P.N.	Cable Group	Plt.	Ins.	Imp.	Crimp Tool
Diecast					
High Profile, 15.88 [.625]					
B6252HA-NPP3G-50	N/A	Nickel	Polypropylene	50	N/A
B6252HA-NPP3G-75T	N/A	Nickel	Polypropylene	75	N/A
Low Profile, 13.1 [.516]					
B6252HB-NPP3G-50	N/A	Nickel	Polypropylene	50	N/A
B6252HB-NPP3G-75T	N/A	Nickel	Polypropylene	75	N/A
UL approved UL no. E161813					
High Profile, 15.88 [.625]					
B6252HC-NPP3G-50	N/A	Nickel	Polypropylene	50	N/A
B6252HC-NPP3G-75T	N/A	Nickel	Polypropylene	75	N/A
with fork legs					
Low Profile, 13.1 [.516]					
B6252HD-NPP3G-50	N/A	Nickel	Polypropylene	50	N/A
B6252HD-NPP3G-75T	N/A	Nickel	Polypropylene	75	N/A
with fork legs					

Note: Connectors are shipped with lock nut and washer



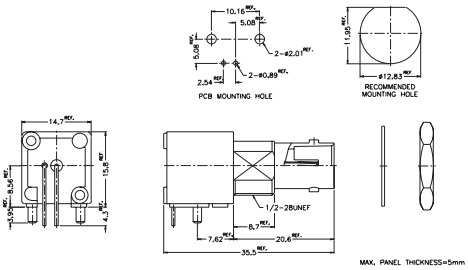

Dual port PCB Mount Receptacle Hook

P.N.	Cable Group	Plt.	Ins.	Imp.	Crimp Tool
B705000-NPB3G-75 Plastic body	N/A	Nickel	Polypropylene	75	N/A
B705001-NPB3G-75 Metal body	N/A	Nickel	Polypropylene	75	N/A



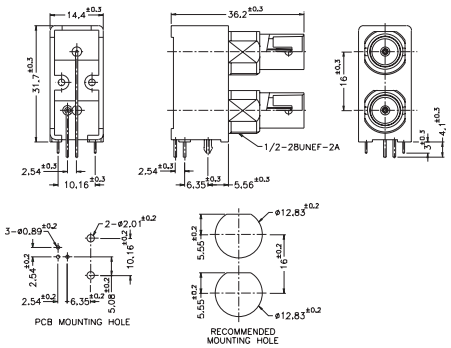

Press-Fit P.C Board Receptacle Jack

P.N.	Cable Group	Plt.	Ins.	Imp.	Crimp Tool
B6251PF-NT10G-50	N/A	Nickel	Teflon	50	N/A



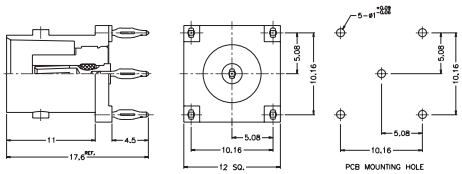

Straight P.C. Board Receptacle Jack

P.N.	Cable Group	Plt.	Ins.	Imp.	Crimp Tool
MNB6251A1-001-NT30G-75	N/A	Nickel	Teflon	75	N/A
MNB6251A1-001-3GT30G-75	N/A	Gold	Teflon	75	N/A



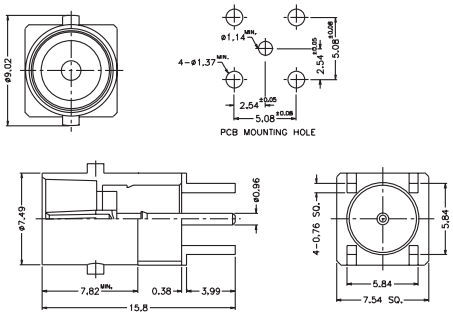

Right Angle P.C. Board Receptacle Jack

P.N.	Cable Group	Plt.	Ins.	Imp.	Crimp Tool
MNB6252A1-001-NT30G-75	N/A	Nickel	Teflon	75	N/A



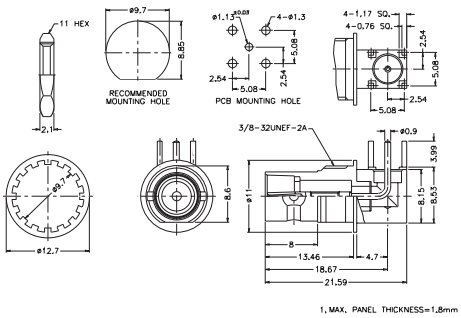

Straight Crimp Plug

P.N.	Cable Group	Plt.	Ins.	Imp.	Crimp Tool
MNB1121A1-001-NT30G-75	19	Nickel	Teflon	75	3
MNB1121A1-NT30G-8A-75	08A	Nickel	Teflon	75	7.06 Hex
MNB1121A1-NT30G-16-75	16	Nickel	Teflon	75	3
MNB1121A1-NT30G-16A-75	16A	Nickel	Teflon	75	3
MNB1121C1-NT30G-18-75	18	Nickel	Teflon	75	4
MNB1121E1-NT30G-6-75	06	Nickel	Teflon	75	7

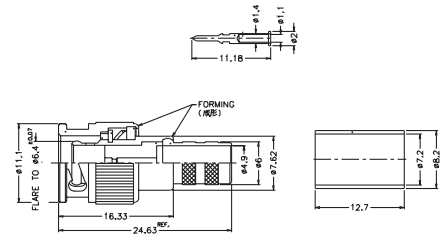

Assembly Instruction J - page 236

Bulkhead Crimp Jack-Isolated

P.N.	Cable Group	Plt.	Ins.	Imp.	Crimp Tool
MNB6721C1-001-NT30G-75	19	Nickel	Teflon	75	3

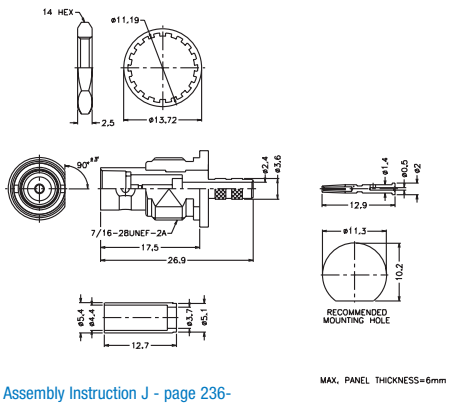

Assembly Instruction J - page 236-

Jack-to-Jack Bulkhead Adapter

P.N.	Cable Group	Plt.	Ins.	Imp.	Crimp Tool
B7471A1-ND3G-50	N/A	Nickel	Delrin	50	N/A
B7471A1-ND3G-75	N/A	Nickel	Delrin	75	N/A

Remark: 8.0 mm [.315] Max. panel thickness, M55339/13-00492



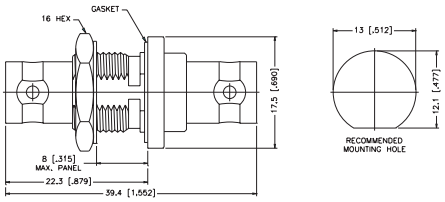

P.N.	Cable Group	Plt.	Ins.	Imp.	Crimp Tool
B7471A2-ND3G-50	N/A	Nickel	Delrin	50	N/A
B7471A2-ND3G-75	N/A	Nickel	Delrin	75	N/A

Remark: 7.0 mm [.276] Max. panel thickness, UG-492A



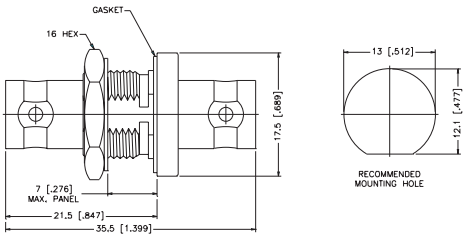

P.N.	Cable Group	Plt.	Ins.	Imp.	Crimp Tool
B7471B1-ND3G-50	N/A	Nickel	Delrin	50	N/A
B7471B1-ND3G-75	N/A	Nickel	Delrin	75	N/A

Remark: Without gasket, 5.5 mm [.217] Max. panel thickness



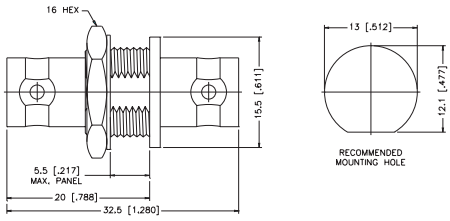

Jack-to-Plug Bulkhead Adapter - Push-On

P.N.	Cable Group	Plt.	Ins.	Imp.	Crimp Tool
B5071A1-NT3G-75	N/A	Nickel	Teflon	75	N/A



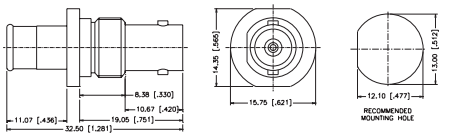

Jack-to-Jack Bulkhead - Isolated Adapter

P.N.	Cable Group	Plt.	Ins.	Imp.	Crimp Tool
B7771B1-ND3G-50	N/A	Nickel	Delrin	50	N/A
B7771B1-ND3G-75	N/A	Nickel	Delrin	75	N/A

Remark: With Isolated Bushing,
4.5 mm [.177] Max. panel thickness

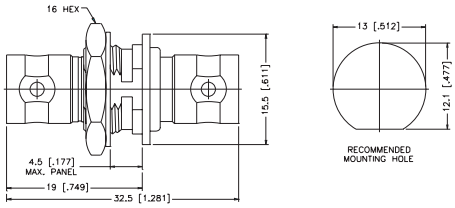

P.N.	Cable Group	Plt.	Ins.	Imp.	Crimp Tool
B7771B3-ND3G-50	N/A	Nickel	Delrin	50	N/A
B7771B3-ND3G-75	N/A	Nickel	Delrin	75	N/A

Remark: 5.5 mm [.217] Max. panel thickness

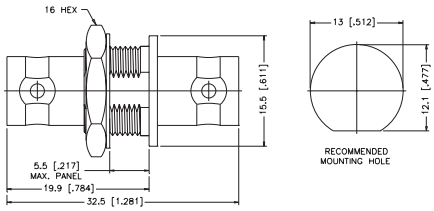

Jack-to-Jack Adapter

P.N.	Cable Group	Plt.	Ins.	Imp.	Crimp Tool
B7071A1-ND3G-50	N/A	Nickel	Delrin	50	N/A
B7071A1-ND3G-75	N/A	Nickel	Delrin	75	N/A

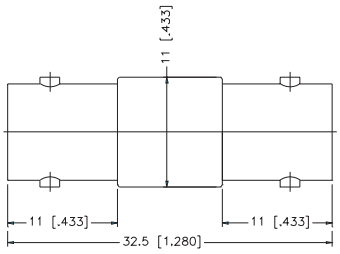

Plug-to-Plug Adapter

P.N.	Cable Group	Plt.	Ins.	Imp.	Crimp Tool
Brass Shell					
B2071A2-ND3G-50	N/A	Nickel	Delrin	50	N/A
B2071A2-ND3G-75	N/A	Nickel	Delrin	75	N/A
Diecast Shell					
B2071B2-002-ND3G-50	N/A	Nickel	Delrin	50	N/A
B2071B2-002-ND3G-75	N/A	Nickel	Delrin	75	N/A

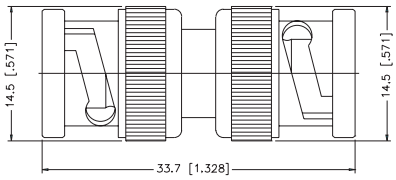

Right Angle Adapter - Plug-to-Jack

P.N.	Cable Group	Plt.	Ins.	Imp.	Crimp Tool
Brass Shell					
B5072A1-ND3G-50	N/A	Nickel	Delrin	50	N/A
B5072A1-ND3G-75	N/A	Nickel	Delrin	75	N/A
Diecast Shell					
B5072B1-001-ND3G-50	N/A	Nickel	Delrin	50	N/A
B5072B1-001-ND3G-75	N/A	Nickel	Delrin	75	N/A

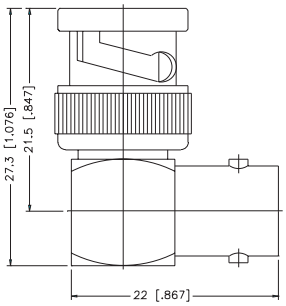

Tee Adapter - Jack-to-Jack-to-Jack

P.N.	Cable Group	Plt.	Ins.	Imp.	Crimp Tool
B8073A1-ND3G-50	N/A	Nickel	Delrin	50	N/A
B8073A1-ND3G-75	N/A	Nickel	Delrin	75	N/A



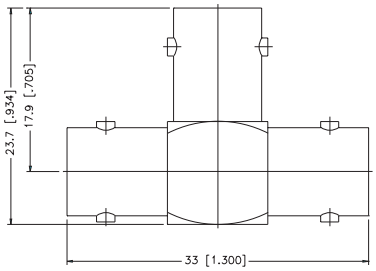

Tee Adapter - Jack-to-Plug-to-Jack

P.N.	Cable Group	Plt.	Ins.	Imp.	Crimp Tool
B9073D1-ND3G-50	N/A	Nickel	Delrin	50	N/A
B9073D1-ND3G-75	N/A	Nickel	Delrin	75	N/A



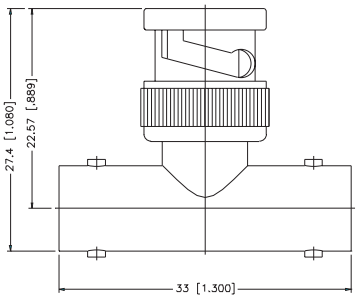

Tee Adapter - Jack-to-Jack-to-Plug

P.N.	Cable Group	Plt.	Ins.	Imp.	Crimp Tool
OS-7078-NDG	N/A	Nickel	Delrin	50	N/A
OS-7078-NT3G	N/A	Nickel	Teflon	50	N/A



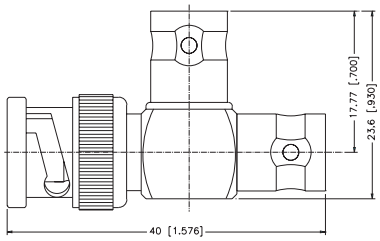

Terminator Plug

P.N.	Cable Group	Plt.	Ins.	Imp.	Crimp Tool
B1004A1-ND3G-50R-0.05-0.5W	N/A	Nickel	Delrin	50	N/A
B1004A1-NT3G-50R-0.5W	N/A	Nickel	Teflon	50	N/A
B1004A1-ND3G-75R-0.05-1W	N/A	Nickel	Delrin	75	N/A
B1004A1-NT3G-75R-0.05-1W	N/A	Nickel	Teflon	75	N/A
B1004A1-ND3G-93R-0.05-1W	N/A	Nickel	Delrin	93	N/A
B1004A1-NT3G-93R-0.05-1W	N/A	Nickel	Teflon	93	N/A
B1004A3-NT3G-50R High Performance	N/A	Nickel	Teflon	50	N/A
B1004A3-NT3G-75R-0.01-0.5W High Performance	N/A	Nickel	Teflon	75	N/A

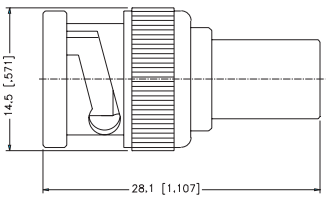

Terminator Jack

P.N.	Cable Group	Plt.	Ins.	Imp.	Crimp Tool
B6004A1-NT3G-50R-0.05-1W	N/A	Nickel	Teflon	50	N/A
B6004A1-NT3G-75R-0.05-1W	N/A	Nickel	Teflon	75	N/A
B6004A1-001-ND3G	N/A	Nickel	Delrin	500	N/A



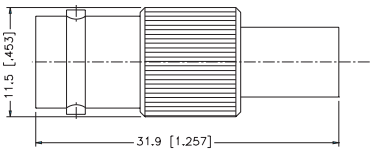

Male Cap & Chain

P.N.	Cable Group	Plt.	Ins.	Imp.	Crimp Tool
B1005A1-N With Chain Remark: Chain length 100 mm	N/A	Nickel	N/A	N/A	N/A
B1005A1-001-N No Chain	N/A	Nickel	N/A	N/A	N/A

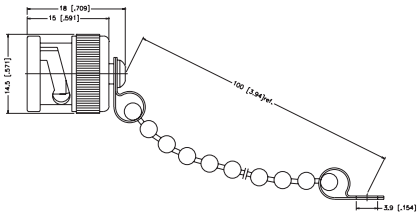

Male Shorting Cap

P.N.	Cable Group	Plt.	Ins.	Imp.	Crimp Tool
B1007A1-NT3G No Chain	N/A	Nickel	Teflon	N/A	N/A
B1007A2-NT3G With Chain	N/A	Nickel	Teflon	N/A	N/A

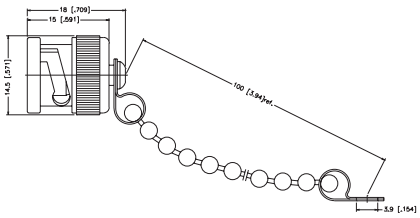

Note:

Description

Developed in the late 1950's, the TNC stands for Threaded Neill Concelman and is named after Amphenol engineer Carl Concelman. Designed as a threaded version of the BNC, the TNC series features screw threads for mating. TNC are miniature, threaded weatherproof units with a constant 50 Ω impedance and they operate from 0 - 11 GHz.

There are two types of TNC connectors: Standard and Reverse Polarity. Reverse polarity is a keying system accomplished with a reverse interface, and ensures that reverse polarity interface connectors do not mate with standard interface connectors. Amphenol accomplishes this by inserting female contacts into plugs and male contacts into jacks. Other manufacturers may use reverse threading to accomplish reverse polarity keying.

Features/Benefits

- Threaded coupling interface ensures connector will not de-couple in vibration-intensive applications.
- Available in both standard and reverse polarity interfaces
- Performance from 0-11 GHz operations in many applications.

Applications

- Antennas
- Base Stations
- Cable Assembly
- Cellular
- Instrumentation
- Mil-Aero
- WLAN Networks
- Radar
- Telecom
- RFID Readers

Specifications

Electrical

Impedance	50 Ω
Frequency Range	0-11 GHz
Voltage Rating	500 volts peak
Dielectric Withstanding Voltage	1,500 volts rms
VSWR	M39012 straight connectors: 1.3 max @ 0-11 GHz M39012 right angle connectors: 1.35 max @ 0-11 GHz
Contact Resistance	Center contact: 1.5 mΩ Outer contact: 0.2 mΩ
Braid to Body	0.1 mΩ
RF Leakage	-60 dB minimum @ 3 GHz

Mechanical

Mating	7/16 threaded coupling
Braid/Jacket Cable Affixment	Crimps: hex braid crimp Clamps: screw-thread nut and braid clamp
Center Conductor Cable Affixment	Crimps: crimp or solder All others: solder only
Captivated Contact	All crimps unless specified otherwise
Cable Retention	Crimps: 20-100 lbs Clamps: 20-50 lbs

Material

Male Center Contacts	Brass, silver or gold plated
Female Center Contact	Beryllium copper or phosphorous bronze, silver or gold plated
Other Metal Parts	Brass with nickel finish (except for M39012 which are silver)
Insulators	TFE, Delrin
Clamp Gaskets	Synthetic rubber, silicone rubber
Crimp Ferrule	Copper

Environmental

Temperature Range	-65˚C to +165˚C
Weatherproof	Clamps with clamp gaskets, Crimps with heat-shrink tubing
Hermetic Seals	Pass helium leak test of 2x10-8 cc/sec
Shock	MIL-STD-202, method 202
Vibration	MIL-STD-202, method 204, test condition D
Moisture Resistance	MIL-STD-202, method 106
Corrosion	MIL-STD-202, method 101, test condition B
Temperature Cycling	MIL-STD-202, method 102, test condition D
Altitude	MIL-STD-202, method 105, test condition C

Plug

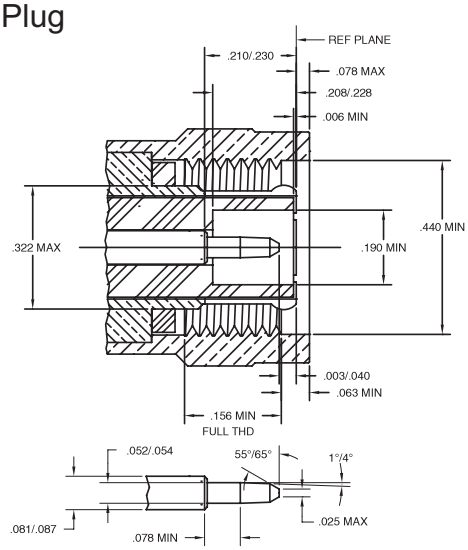

Jack

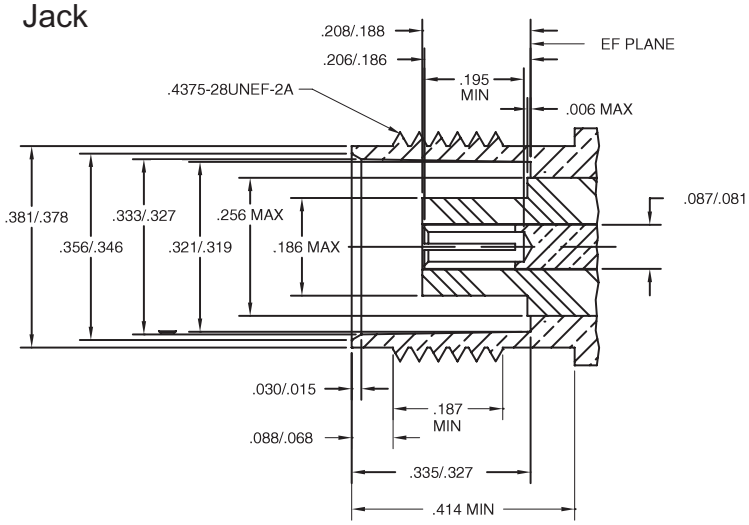

Straight Crimp plug - Single crimp - Standard Cable

P.N.	Cable Group	Plt.	Ins.	Imp.	Crimp Tool
T1111K1-ND3G-1-50	01	Nickel	Delrin	50	5

Remark: Only for solid center conductor cable



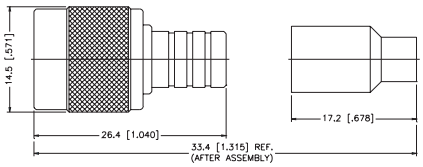

Assembly Instruction J - page 236

Straight Crimp Plug - Standard Cable

P.N.	Cable Group	Plt.	Ins.	Imp.	Crimp Tool
T1121A1-ND3G-1-50	01	Nickel	Delrin	50	3
T1121A1-ND3G-1A-50	01A	Nickel	Delrin	50	3 or 4
T1121A1-ND3G-1B-50	01B	Nickel	Delrin	50	3 or 4
T1121AA-ND3G-3-50	03	Nickel	Delrin	50	4
T1121AA-ND3G-3-75	03	Nickel	Delrin	75	4
T1121A1-ND3G-3A-75	03A	Nickel	Delrin	75	4
T1121A6-NT3G-7-50	07	Nickel	Teflon	50	4 + 5
T1121A6-NT3G-7A-50	07A	Nickel	Teflon	50	4 + 6
T1121A1-NT3G-7B-50	07B	Nickel	Teflon	50	4
T1121A6-NT3G-7C-50	07C	Nickel	Teflon	50	6
T1121A1-ND3G-8-75	08	Nickel	Delrin	75	5
T1121A1-ND3G-15-75	15	Nickel	Delrin	75	5
T1121A1-019-NT3G-17-50	17	Nickel	Teflon	50	.610 hex

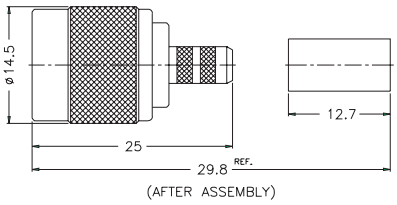

Assembly Instruction J - page 236

Straight Crimp Plug - Plenum Cable

P.N.	Cable Group	Plt.	Ins.	Imp.	Crimp Tool
T1121C1-001-ND3G-2-50	02	Nickel	Delrin	50	3 or 4

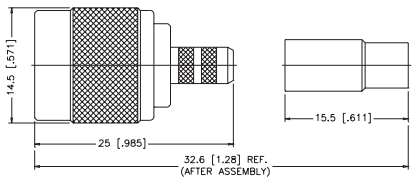

Assembly Instruction J - page 236

Straight Solder Plug - Semi-Rigid Cable

P.N.	Cable Group	Plt.	Ins.	Imp.	Crimp Tool
T1181B1-N/3GT3G-11-50	11	Nickel/Gold	Teflon	50	N/A



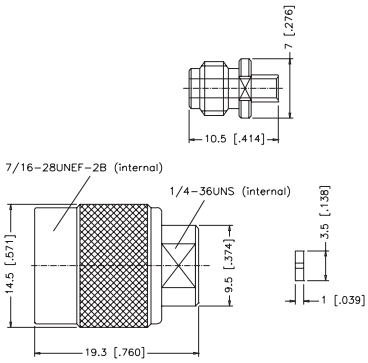

Assembly Instruction E - page 231

Straight Crimp Plug - Miniature Cable

P.N.	Cable Group	Plt.	Ins.	Imp.	Crimp Tool
T1121EA-002-ND3G-5-50	05	Nickel	Delrin	50	2
T1121G2-NT3G-5-50 High Frequency	05	Nickel	Teflon	50	1 or 2
T1121G1-ND3G-5A-50	05A	Nickel	Delrin	50	2
T1121E1-ND3G-6-75	06	Nickel	Delrin	75	3
T1121E2-ND3G-6A-75	06A	Nickel	Delrin	75	3

Remark: With Teflon sleeve, Hex. crimp size .178”



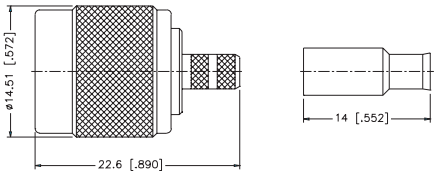

Assembly Instruction K - page 237

Straight Crimp Plug - Pin-In-Pin - Miniature Cable

P.N.	Cable Group	Plt.	Ins.	Imp.	Crimp Tool
T1121G1-ND3G-5-50	05	Nickel	Delrin	50	2
T1121G1-ND3G-6-75	06	Nickel	Delrin	75	1 or 2
T1121G1-ND3G-14-50	14	Nickel	Delrin	50	1

Remark: Hex. crimp size .128”



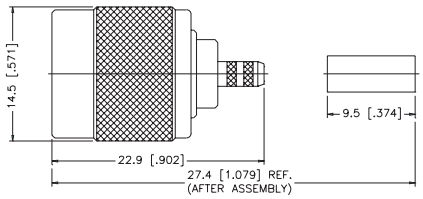

Assembly Instruction J - page 236

Right Angle Crimp/Solder Plug - Standard Cable

P.N.	Cable Group	Plt.	Ins.	Imp.	Crimp Tool
T1112A1-ND3G-1-50	01	Nickel	Delrin	50	3 or 4
T1112A1-NT3G-1A-50	01A	Nickel	Teflon	50	3 or 4
T1112A1-ND3G-3-50	03	Nickel	Delrin	50	4
T1112A1-ND3G-3-75	03	Nickel	Delrin	75	4

Remark: Cable center conductor solder to pin directly

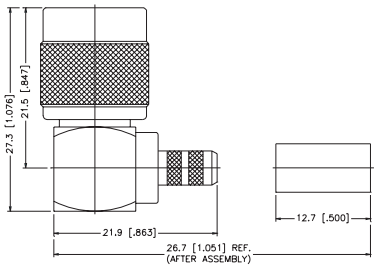

Assembly Instruction I - page 235

Right Angle Crimp/Solder Plug - Miniature Cable

P.N.	Cable Group	Plt.	Ins.	Imp.	Crimp Tool
T1112A2-ND3G-5-50	05	Nickel	Delrin	50	9
T1112E1-NT3G-5A-50	05A	Nickel	Teflon	50	9
T1112E1-ND3G-6-75	06	Nickel	Delrin	75	9

Remark: Cable Center Conductor Solder to pin directly, Hex. crimp size .178”

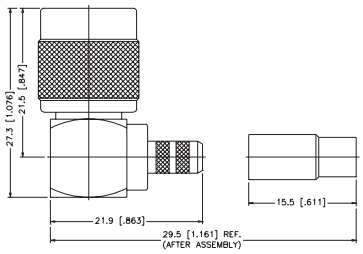

Assembly Instruction I - page 235

Right Angle Crimp/Crimp Plug - Standard Cable

P.N.	Cable Group	Plt.	Ins.	Imp.	Crimp Tool
T1122A1-ND3G-1-50	01	Nickel	Delrin	50	3 or 4
T1122A1-ND3G-3-50	03	Nickel	Delrin	50	4
T1122A1-ND3G-3-75	03	Nickel	Delrin	75	4
T1122A1-ND3G-1A-50	01A	Nickel	Delrin	50	3 or 4

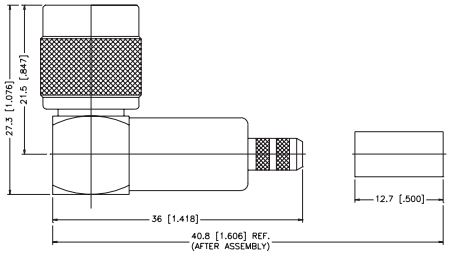

Assembly Instruction I - page 235

Right Angle Crimp/Crimp Plug - Miniature Cable

P.N.	Cable Group	Plt.	Ins.	Imp.	Crimp Tool
T1122E1-ND3G-5-50	05	Nickel	Delrin	50	9
T1122E1-ND3G-6-75	06	Nickel	Delrin	75	9
T1122E1-ND3G-5A-50	05A	Nickel	Delrin	50	9

Remark: With teflon sleeve, Hex. crimp size .178”, Crimp/Crimp Type

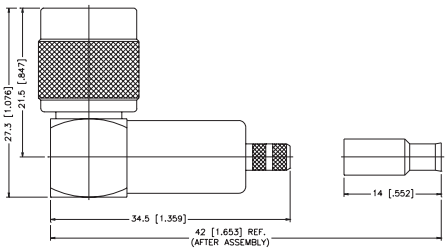

Assembly Instruction S - page 245

Right Angle Solder Plug - Semi-Rigid Cable

P.N.	Cable Group	Plt.	Ins.	Imp.	Crimp Tool
T1182A1-N/3GT3G-11-50	11	Nickel/Gold	Teflon	50	N/A
T1182A1-N/3GT3G-10-50	10	Nickel/Gold	Teflon	50	N/A

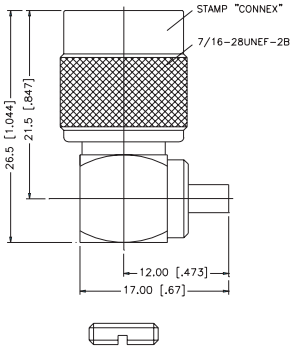

Assembly Instruction F - page 232

Straight Crimp Jack - Standard Cable

P.N.	Cable Group	Plt.	Ins.	Imp.	Crimp Tool
T6121A1-NT3G-1-50	01	Nickel	Teflon	50	3 or 4
T6121A1-NT3G-3-50	03	Nickel	Teflon	50	4
T6121A1-NT3G-3-75	03	Nickel	Teflon	75	4
T6121A1-ND3G-1A-50	01A	Nickel	Delrin	50	3 or 4
T6121A1-NT3G-1B-50	01B	Nickel	Teflon	50	4
T6121A6-NT3G-7C-50	07C	Nickel	Teflon	50	6
T6121A1-NT3G-7B-50	07B	Nickel	Teflon	50	4
T6121A1-NT3G-15-75	15	Nickel	Teflon	75	5
T6121A1-001-NT3G-17-50	17	Nickel	Teflon	50	.610 hex



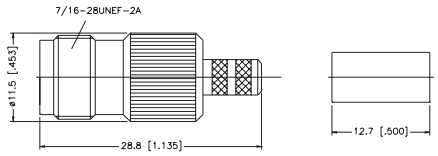

Assembly Instruction J - page 236

Straight Crimp Jack - Miniature Cable

P.N.	Cable Group	Plt.	Ins.	Imp.	Crimp Tool
T6121E1-ND3G-5A-50	05A	Nickel	Delrin	50	3
T6121E1-ND3G-6-75	06	Nickel	Delrin	75	3
T6121E1-ND3G-6A-75	06A	Nickel	Delrin	75	3

Remark: with Teflon sleeve, Hex. crimp .178"



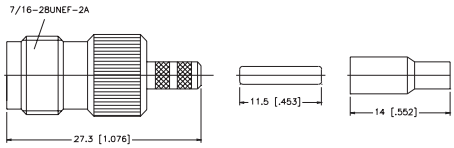

Assembly Instruction K - page 237

Straight Solder Jack - Semi-Rigid Cable

P.N.	Cable Group	Plt.	Ins.	Imp.	Crimp Tool
T6181A1-N/3GT3G-11-50	11	Nickel/Gold	Teflon	50	N/A
T6181A1-N/3GT3G-10-50	10	Nickel/Gold	Teflon	50	N/A



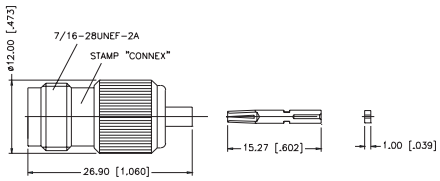

Assembly Instruction E - page 231

Bulkhead Crimp Jack - Standard Cable

P.N.	Cable Group	Plt.	Ins.	Imp.	Crimp Tool
T6421A1-NT3G-1-50	01	Nickel	Teflon	50	3 or 4
T6421A1-NT3G-3-50	03	Nickel	Teflon	50	4
T6421A1-NT3G-3-75	03	Nickel	Teflon	75	4
T6421A1-NT3G-1A-50	01A	Nickel	Teflon	50	3 or 4
T6421A1-ND3G-1B-50	01B	Nickel	Delrin	50	3 or 4
T6421A6-NT3G-7C-50	07C	Nickel	Teflon	50	6
T6421A1-NT3G-8-75	08	Nickel	Teflon	75	5
T6421C2-NT3G-19-75	19	Nickel	Teflon	75	3

Remark: 3.5 [.138] Max. panel thickness



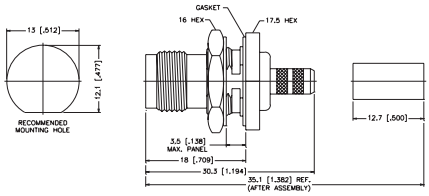

Assembly Instruction J - page 236

Bulkhead Crimp Jack - Standard Cable

P.N.	Cable Group	Plt.	Ins.	Imp.	Crimp Tool
T6421A2-NT3G-1-50	01	Nickel	Teflon	50	3 or 4
T6421A2-NT3G-3-50	03	Nickel	Teflon	50	4
T6421A2-NT3G-3-75	03	Nickel	Teflon	75	4

Remark: 6.5 [.256] Max. panel thickness



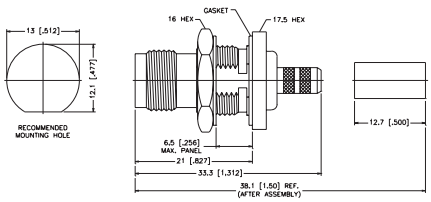

Assembly Instruction J - page 236

Bulkhead Crimp Jack - Plenum Cable

P.N.	Cable Group	Plt.	Ins.	Imp.	Crimp Tool
T6421C1-001-NT3G-2-50	02	Nickel	Teflon	50	3 or 4

Remark: 3.5 [.138] Max. panel thickness



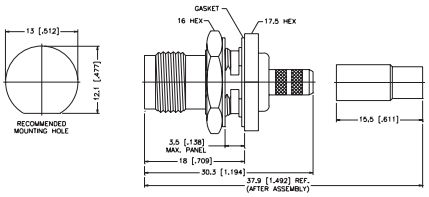

Assembly Instruction J - page 236

Bulkhead Crimp Jack - Miniature Cable - Rear mount

P.N.	Cable Group	Plt.	Ins.	Imp.	Crimp Tool
T6421E1-003-ND3G-5-50	05	Nickel	Delrin	50	9
T6421E2-NT3G-5-50 For 6.5 [.256] Panel	05	Nickel	Teflon	50	2
T6421E1-ND3G-5A-50	05A	Nickel	Delrin	50	2
T6421E1-ND3G-6-75	06	Nickel	Delrin	50	3
T6421E1-ND3G-6A-75	06A	Nickel	Delrin	50	3
T6421G1-ND3G-14-50	14	Nickel	Delrin	50	1 or 2
T6421G1-003-ND3G-14-50 For 6.5 [.256] Panel	14	Nickel	Delrin	50	1
T6421B1-ND3G-1-50	01	Nickel	Delrin	50	3 or 4
T6421B1-ND3G-16-75	16	Nickel	Teflon	50	3
T6421B1-ND3G-16A-75	16A	Nickel	Delrin	75	3

Remark: 3.5 [.138] Max. panel thickness.



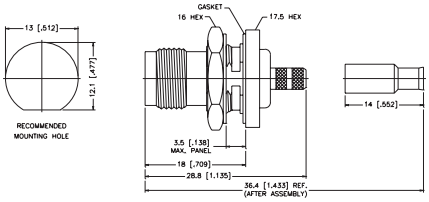

Assembly Instruction K - page 237

Bulkhead Solder Jack - Semi-Rigid Cable- Front Mount

P.N.	Cable Group	Plt.	Ins.	Imp.	Crimp Tool
T6381A1-N/3GT3G-10-50	10	Nickel/Gold	Teflon	50	N/A

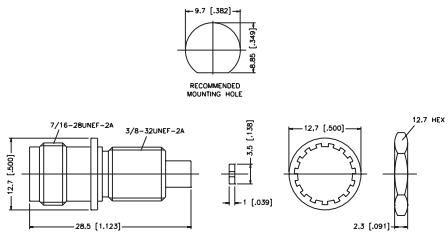

Assembly Instruction E - page 231

Bulkhead Solder Jack - Semi-Rigid Cable - Rear Mount

P.N.	Cable Group	Plt.	Ins.	Imp.	Crimp Tool
T6481A1-N/3GT3G-10-50	10	Nickel/Gold	Teflon	50	N/A

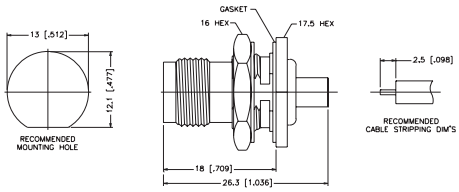

Assembly Instruction E - page 231

P.N.	Cable Group	Plt.	Ins.	Imp.	Crimp Tool
T6481A1-N/3GT3G-11-50	11	Nickel/Gold	Teflon	50	N/A

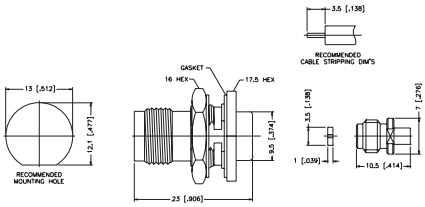

Assembly Instruction G - page 233

Bulkhead Isolated Crimp Jack - Standard Cable

P.N.	Cable Group	Plt.	Ins.	Imp.	Crimp Tool
T6721A1-NT3G-1-50	01	Nickel	Teflon	50	3 or 4
T6721A1-NT3G-3-50	03	Nickel	Teflon	50	4
T6721A1-NT3G-3-75	03	Nickel	Teflon	75	4

Remark: 6.0 [.236] Max. panel thickness

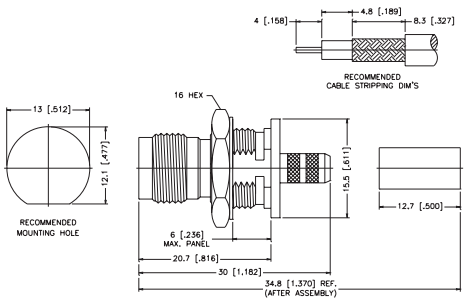

Assembly Instruction J - page 236

Bulkhead Isolated Crimp Jack - Miniature Cable

P.N.	Cable Group	Plt.	Ins.	Imp.	Crimp Tool
T6721E1-NT3G-5-50	05	Nickel	Teflon	50	3
T6721E1-NT3G-6-75	06	Nickel	Teflon	75	3

Remark: with Teflon sleeve, Hex. crimp size .178",
6.0 [.236] Max. panel thickness



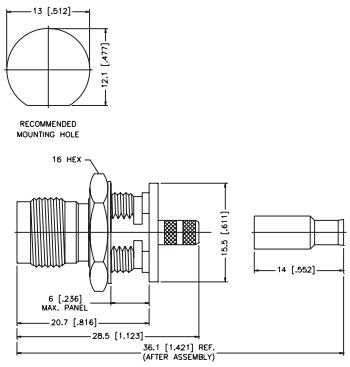

Assembly Instruction K - page 237

Panel Crimp Jack - Standard Cable

P.N.	Cable Group	Plt.	Ins.	Imp.	Crimp Tool
Teflon/Captured					
T6521A1-NT3G-1-50	01	Nickel	Teflon	50	3 or 4
T6521A1-NT3G-3-50	03	Nickel	Teflon	50	4
T6521A1-NT3G-3-75	03	Nickel	Teflon	75	4
T6521A1-NT3G-1A-50	01A	Nickel	Teflon	50	3 or 4
Delrin/Noncaptured					
T6521A1-ND3G-1-50	01	Nickel	Delrin	50	3 or 4
T6521A1-ND3G-3-50	03	Nickel	Delrin	50	4
T6521A1-ND3G-3-75	03	Nickel	Delrin	75	4

Remark: 5.0 [.197] Max. panel thickness



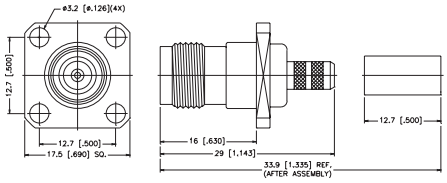

Assembly Instruction J - page 236
Assembly Instruction K - page 237

Panel Crimp Jack - Miniature Cable

P.N.	Cable Group	Plt.	Ins.	Imp.	Crimp Tool
T6521E1-ND3G-5-50	05	Nickel	Delrin	50	2
T6521E1-ND3G-5A-50	05A	Nickel	Delrin	50	3
T6521E1-ND3G-6-75	06	Nickel	Delrin	75	3
T6521G1-NT3G-14-50	14	Nickel	Teflon	50	1
T6521A1-NT3G-16-75	16	Nickel	Teflon	75	9
T6521A1-NT3G-16A-75	16A	Nickel	Teflon	75	3

Remark: with Teflon sleeve, Hex. crimp size .178", 5.0 [.197] Max. panel thickness



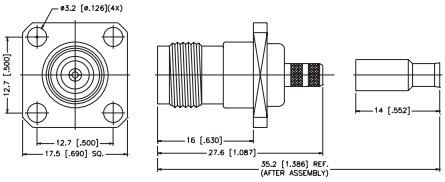

Assembly Instruction K - page 237

Panel Solder Jack - Semi-Rigid Cable

P.N.	Cable Group	Plt.	Ins.	Imp.	Crimp Tool
T6581A1-N/3GT3G-10-50	10	Nickel/Gold	Teflon	50	N/A
T6581A1-N/3GT3G-11-50	11	Nickel/Gold	Teflon	50	N/A

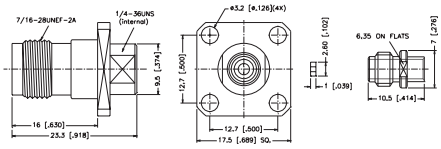

Assembly Instruction G - page 233

Twist-On Plug - Standard Cable

P.N.	Cable Group	Plt.	Ins.	Imp.	Crimp Tool
T1131A1-ND3G-1-50	01	Nickel	Delrin	50	N/A
T1131A1-ND3G-3-50	03	Nickel	Delrin	50	N/A

Remark: Only for solid center conductor cable



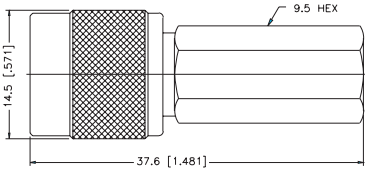

Assembly Instruction O - page 241

Right Angle Twist-On Plug - Standard Cable

P.N.	Cable Group	Plt.	Ins.	Imp.	Crimp Tool
T1132A1-ND3G-1-50	01	Nickel	Delrin	50	N/A

Remark: Only for solid center conductor cable.



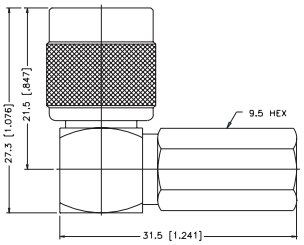

Twist-On Jack - Standard Cable

P.N.	Cable Group	Plt.	Ins.	Imp.	Crimp Tool
T6131A1-ND3G-1-50	01	Nickel	Delrin	50	N/A
T6131A1-ND3G-3-50	03	Nickel	Delrin	50	N/A

Remark: Only for solid center conductor cable.



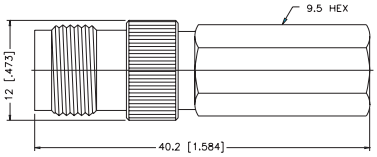

Assembly Instruction O - page 241

Straight Clamp Plug - Captive Contact - Standard Cable

P.N.	Cable Group	Plt.	Ins.	Imp.	Crimp Tool
T1141A1-ND3G-1-50	01	Nickel	Delrin	50	N/A
T1141A1-ND3G-3-50	03	Nickel	Delrin	50	N/A
T1141A1-ND3G-3-75	03	Nickel	Delrin	75	N/A
T1141A2-001-NT3G-7A-50	07A	Nickel	Teflon	50	N/A
T1141A2-NT3G-7C-50	07C	Nickel	Teflon	50	N/A

Remark: Barrel O.D., 12.5 mm

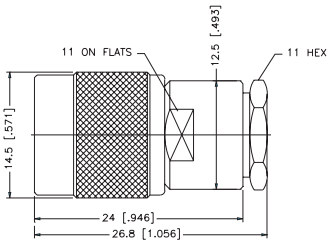

Assembly Instruction N - page 240

Straight Clamp Plug - Standard Cable

P.N.	Cable Group	Plt.	Ins.	Imp.	Crimp Tool
T1141C1-ND3G-1-50	01	Nickel	Delrin	50	N/A
T1141C1-ND3G-3-50	03	Nickel	Delrin	50	N/A
T1141C1-ND3G-5-50	05	Nickel	Delrin	50	N/A

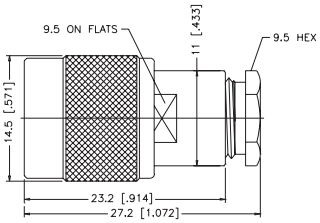

Assembly Instruction M - page 239

Right Angle Clamp Plug - Standard Cable

P.N.	Cable Group	Plt.	Ins.	Imp.	Crimp Tool
T1142E1-ND3G-1-50	01	Nickel	Delrin	50	N/A
T1142E1-ND3G-3-50	03	Nickel	Delrin	50	N/A
T1142E1-ND3G-3-75	03	Nickel	Delrin	75	N/A



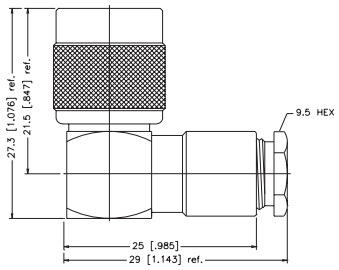

Straight Clamp Jack - Captive contact - Standard Cable

P.N.	Cable Group	Plt.	Ins.	Imp.	Crimp Tool
T6141A1-NT3G-1-50	01	Nickel	Teflon	50	N/A
T6141A1-NT3G-3-50	03	Nickel	Teflon	50	N/A
T6141A1-NT3G-3-75	03	Nickel	Teflon	75	N/A
T6141A2-NT3G-7A-50	07A	Nickel	Teflon	50	N/A



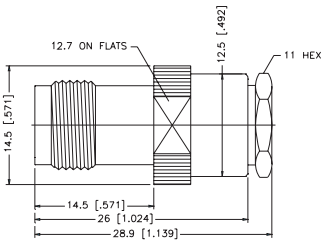

Assembly Instruction N - page 240

Wedge Compression Plug - Standard Cable

P.N.	Cable Group	Plt.	Ins.	Imp.	Crimp Tool
T1141G1-ND3G-1-50	01	Nickel	Delrin	50	N/A
T1141G1-ND3G-3-50	03	Nickel	Delrin	50	N/A
T1141G1-ND3G-3-75	03	Nickel	Delrin	75	N/A

Remark: With wedge pin

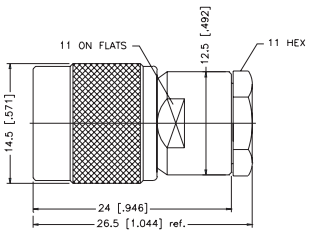

Assembly Instruction P - page 242

Wedge Compression Jack - Standard Cable

P.N.	Cable Group	Plt.	Ins.	Imp.	Crimp Tool
T6141G1-NT3G-1-50	01	Nickel	Teflon	50	N/A
T6141G1-NT3G-3-50	03	Nickel	Teflon	50	N/A
T6141G1-NT3G-3-75	03	Nickel	Teflon	75	N/A

Remark: With wedge pin



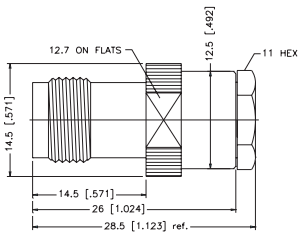

Assembly Instruction P - page 242

Panel Receptacle Jack

P.N.	Cable Group	Plt.	Ins.	Imp.	Crimp Tool
T6551A1-NT3G-50	N/A	Nickel	Teflon	50	N/A
T6551A1-NT3G-75	N/A	Nickel	Teflon	75	N/A



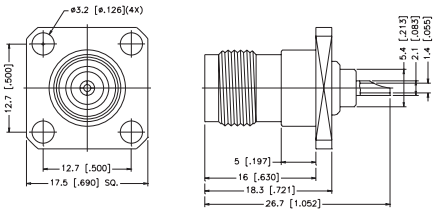

Panel Receptacle Jack - Extended Teflon Post - 0.5" Flange

P.N.	Cable Group	Plt.	Ins.	Imp.	Crimp Tool
T6551F1-002-NT3G-50	N/A	Nickel	Teflon	50	N/A

Note: Contact Amphenol for other lengths availability



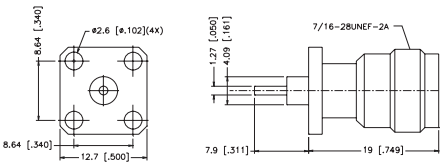

Panel Receptacle Jack - Extended Teflon Post

P.N.	Cable Group	Plt.	Ins.	Imp.	Crimp Tool
T6551C1-NT3G-50	N/A	Nickel	Teflon	50	N/A

Note: Contact Amphenol for other lengths availability

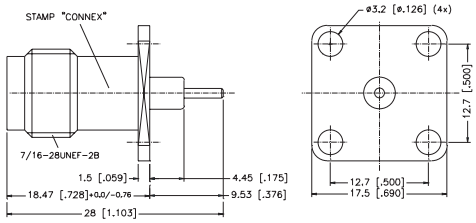

Panel Receptacle Jack - Extended Teflon Post - Gasket Seal

P.N.	Cable Group	Plt.	Ins.	Imp.	Crimp Tool
T6551E1-001-NT3G-50	N/A	Nickel	Teflon	50	N/A

Note: Contact Amphenol for other lengths availability

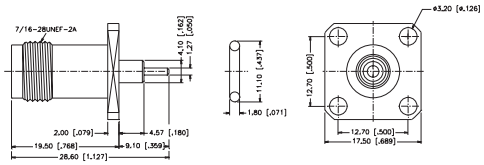

Commercial Straight P.C. Board Mount Jack

P.N.	Cable Group	Plt.	Ins.	Imp.	Crimp Tool
T6251G3-NPP3G-50 Diecast Body	N/A	Nickel	Polypropylene	50	N/A



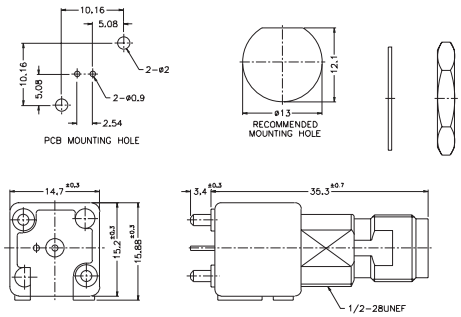

Commercial Right Angle P.C. Board Mount Jack

P.N.	Cable Group	Plt.	Ins.	Imp.	Crimp Tool
High Profile, 15.88 mm White					
T6252H5-NPP3G-50	N/A	Nickel	Polypropylene	50	N/A
T6252H5-NPP3G-75T	N/A	Nickel	Polypropylene	50	N/A
High Profile, 15.88 mm Black					
T6252H6-NPP3G-50	N/A	Nickel	Polypropylene	50	N/A
T6252H6-NPP3G-75T	N/A	Nickel	Polypropylene	50	N/A
Low profile, 13.1 mm White					
T6252H7-NPP3G-50	N/A	Nickel	Polypropylene	50	N/A
T6252H7-NPP3G-75T	N/A	Nickel	Polypropylene	50	N/A
Low Profile, 13.1 mm Black					
T6252H8-NPP3G-50	N/A	Nickel	Polypropylene	50	N/A
T6252H8-NPP3G-75T	N/A	Nickel	Polypropylene	50	N/A



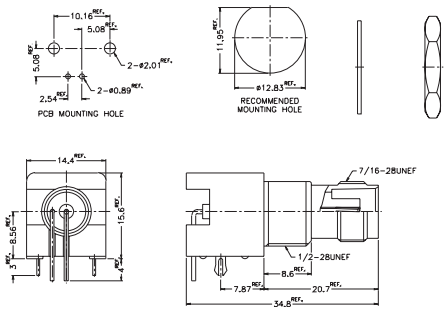

Straight P.C. Board Mount Receptacle Jack - Four Legs

P.N.	Cable Group	Plt.	Ins.	Imp.	Crimp Tool
T6251C1-NT3G-50	N/A	Nickel	Teflon	50	N/A
T6251C1-NT3G-75	N/A	Nickel	Teflon	75	N/A



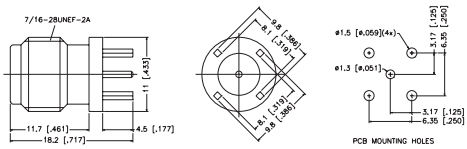

Push Fit Receptacle Jack

P.N.	Cable Group	Plt.	Ins.	Imp.	Crimp Tool
T605100-001-N/NT3G-50	N/A	Nickel	Teflon	50	N/A

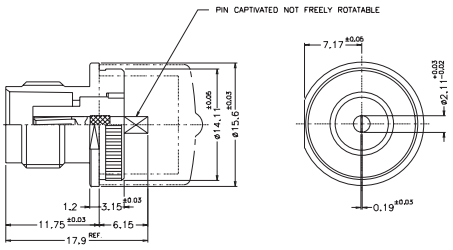

Straight Crimp Plug

P.N.	Cable Group	Plt.	Ins.	Imp.	Crimp Tool
MNT1121E1-NT3G-6-75	06	Nickel	Teflon	75	3



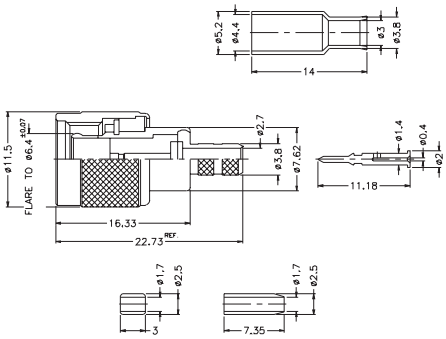

Bulkhead Jack Crimp

P.N.	Cable Group	Plt.	Ins.	Imp.	Crimp Tool
MNT6421E1-NT3G-6-75	06	Nickel	Teflon	75	3



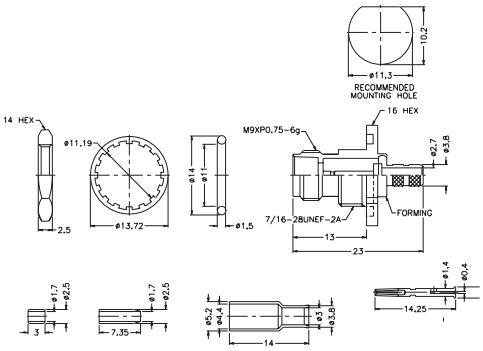

Bulkhead Receptacle Plug

P.N.	Cable Group	Plt.	Ins.	Imp.	Crimp Tool
T1351Q1-ND3G-50	N/A	Nickel	Delrin	50	N/A
T1351Q1-ND3G-75	N/A	Nickel	Delrin	75	N/A

Remark: 4.5 [1.77] Max. panel thickness



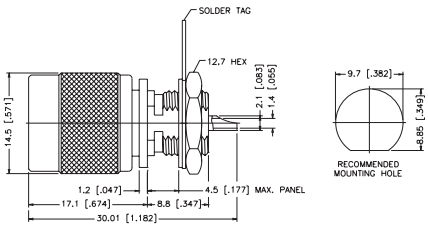

Bulkhead Receptacle Jack

P.N.	Cable Group	Plt.	Ins.	Imp.	Crimp Tool
L=3.2 [.126] panel thickness, L=26.7 [1.05]					
T6351B1-ND3G-50	N/A	Nickel	Delrin	50	N/A
T6351B1-ND3G-75	N/A	Nickel	Delrin	75	N/A
L=6.5 [.256] panel thickness, L=30.0 [1.18]					
T6351B2-ND3G-50	N/A	Nickel	Delrin	50	N/A
T6351B2-ND3G-75	N/A	Nickel	Delrin	75	N/A
L1=9.5 [.374] panel thickness, L=33.0 [1.30]					
T6351B3-ND3G-50	N/A	Nickel	Delrin	50	N/A
T6351B3-ND3G-75	N/A	Nickel	Delrin	75	N/A



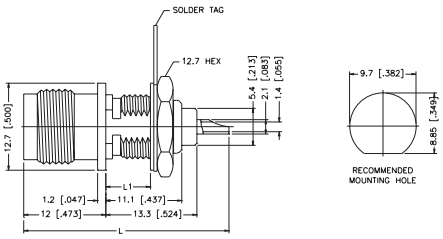

Bulkhead Receptacle Isolated Jack

P.N.	Cable Group	Plt.	Ins.	Imp.	Crimp Tool
T6651B1-NNYL3G-50	N/A	Nickel	Nylon	50	N/A
T6651B1-NNYL3G-75	N/A	Nickel	Nylon	75	N/A

Remark: Isolated from ground, 3.2 [.126] Max. panel thickness

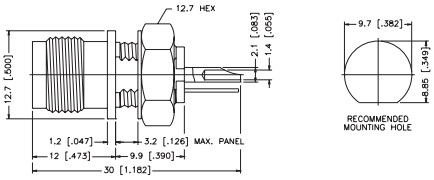

Right Angle Bulkhead Receptacle Jack

P.N.	Cable Group	Plt.	Ins.	Imp.	Crimp Tool
T635200-001-NT3G-50	N/A	Nickel	Teflon	50	N/A

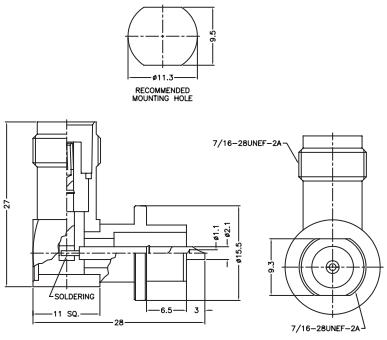

Jack-to-Jack Bulkhead Adapter

P.N.	Cable Group	Plt.	Ins.	Imp.	Crimp Tool
T7471A1-ND3G-50	N/A	Nickel	Delrin	50	N/A
T7471A1-ND3G-75	N/A	Nickel	Delrin	75	N/A

Remark: 8.0 mm Max. panel thickness

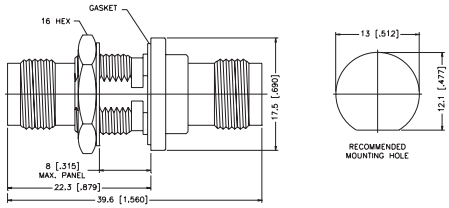

P.N.	Cable Group	Plt.	Ins.	Imp.	Crimp Tool
T7471A2-ND3G-50	N/A	Nickel	Delrin	50	N/A
T7471A2-ND3G-75	N/A	Nickel	Delrin	75	N/A

Remark: 7.0 mm Max. panel thickness

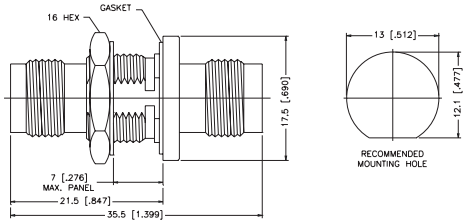

P.N.	Cable Group	Plt.	Ins.	Imp.	Crimp Tool
T7471B1-ND3G-50	N/A	Nickel	Delrin	50	N/A
T7471B1-ND3G-75	N/A	Nickel	Delrin	75	N/A

Remark: Without gasket, 5.5 mm Max. panel thickness

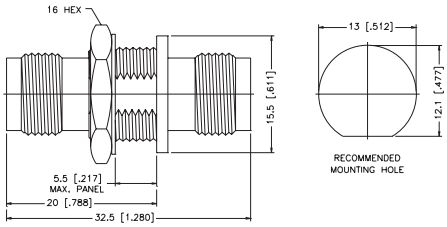

Jack-to-Jack Bulkhead - Isolated Adapter

P.N.	Cable Group	Plt.	Ins.	Imp.	Crimp Tool
T7771B1-ND3G-50	N/A	Nickel	Delrin	50	N/A
T7771B1-ND3G-75	N/A	Nickel	Delrin	75	N/A

Remark: With isolated bushing, 4.5 mm Max. panel thickness

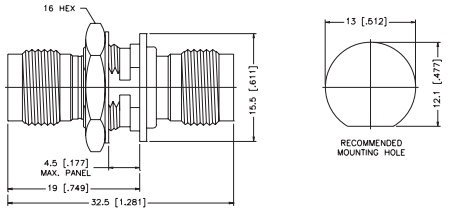

Jack-to-Plug Bulkhead Adapter - Push On

P.N.	Cable Group	Plt.	Ins.	Imp.	Crimp Tool
T5071A1-001-NT3G-75	N/A	Nickel	Teflon	75	N/A



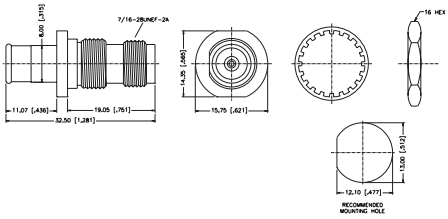

Jack-to-Jack Adapter

P.N.	Cable Group	Plt.	Ins.	Imp.	Crimp Tool
T7071A1-ND3G-50	N/A	Nickel	Delrin	50	N/A
T7071A1-ND3G-75	N/A	Nickel	Delrin	75	N/A



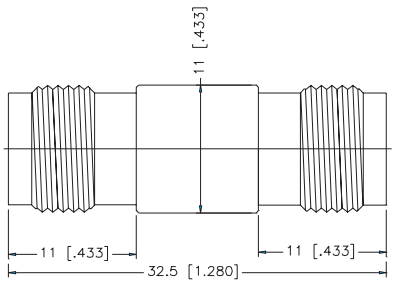

Plug-to-Plug Adapter

P.N.	Cable Group	Plt.	Ins.	Imp.	Crimp Tool
T2071A2-ND3G-50	N/A	Nickel	Delrin	50	N/A
T2071A2-ND3G-75	N/A	Nickel	Delrin	75	N/A



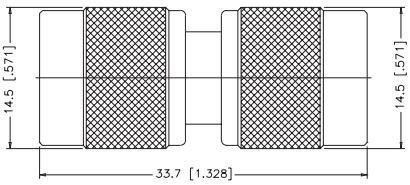

Right Angle Plug-to-Jack Adapter

P.N.	Cable Group	Plt.	Ins.	Imp.	Crimp Tool
T5072A1-ND3G-50	N/A	Nickel	Delrin	50	N/A
T5072A1-ND3G-75	N/A	Nickel	Delrin	75	N/A



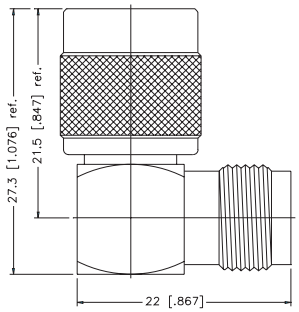

Tee Adapter - Jack-to-Jack-to-Jack

P.N.	Cable Group	Plt.	Ins.	Imp.	Crimp Tool
T8073A1-ND3G-50	N/A	Nickel	Delrin	50	N/A
T8073A1-ND3G-75	N/A	Nickel	Delrin	75	N/A



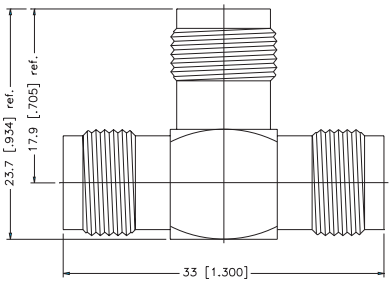

Tee Adapter - Jack-to-Plug-to-Jack

P.N.	Cable Group	Plt.	Ins.	Imp.	Crimp Tool
T9073A1-ND3G-50	N/A	Nickel	Delrin	50	N/A
T9073A1-NT3G-75	N/A	Nickel	Teflon	75	N/A



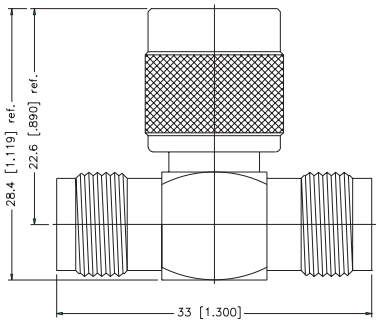

Terminator Plug

P.N.	Cable Group	Plt.	Ins.	Imp.	Crimp Tool
T1004A1-NT3G-50R-1W	N/A	Nickel	Teflon	50	N/A
T1004A1-NT3G-75R-1W	N/A	Nickel	Teflon	75	N/A



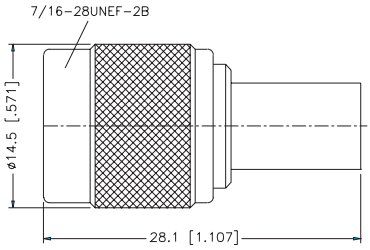

Male Cap & Chain

P.N.	Cable Group	Plt.	Ins.	Imp.	Crimp Tool
T1005A1-N	N/A	Nickel	N/A	N/A	N/A

Remark: Chain length 100 mm

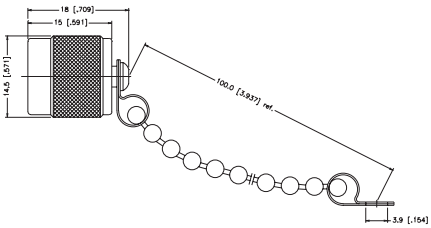

Description

Named for Paul Neill of Bell Labs and developed in the 1940's. The Type N offered the first true micro-wave performance.

Type N connector was developed to satisfy the need for a durable, weatherproof medium size RF connector with consistent performance through 11 GHz.

There are two families of Type N connectors:

- Standard N (Coaxial Cable)
- Helical N (Corrugated Cable)

Primary applications are the termination of medium to miniature size coaxial cable:
RG-8 and RG-225
RG-58 and RG-141

Features/Benefits

- Accommodates a wide range of medium to miniature sized RG coaxial cables in a rugged medium size design. Provides customer flexibility in their design and manufacturing with a durable connector.
- Broad line of Military (M39012 prefix), Industrial (UG prefix), and Commercial Grade (RFX suffix) products available. Gives customer choices in weighing cost versus performance benefits.
- Available in many styles: Plugs (Straight and Right Angle) and Jacks (Panel Mount, Bulkhead Mount, Receptacle). Meets many customer application demands

Applications

- Antennas
- Base Stations
- Broadcast
- Cable Assemblies
- Components
- Instrumentation
- Mil-Aero
- Radar
- Radios
- Satcom
- Surge Protection
- WLAN

Specifications

Electrical

Impedance	50 ohm nominal
Frequency	0-11 GHz
Voltage Rating	1500 Volts peak
Dielectric Withstanding Voltage	2500 Volts rms
VSWR	1.3 max. 0-11 GHz
Contact Resistance	Center contact 1.0 milliohm
	Outer contact 0.2 milliohm
Insulation Resistance	5000 megohms (min)

Note: 75 ohm series connectors are not intermateable with the 50 ohm series.

Material

Center Contact male	Brass, Gold or Silver plated
Center Contact female	Phosphor Bronze (nominal) or Beryllium Copper, Gold or Silver plated
Metal parts	Brass, Nickel*
Insulators	Teflon, None
Clamp gaskets	Sillicone rubber, Synthetic rubber, None
Crimp ferrules	Annealed copper, Nickel*

Plug

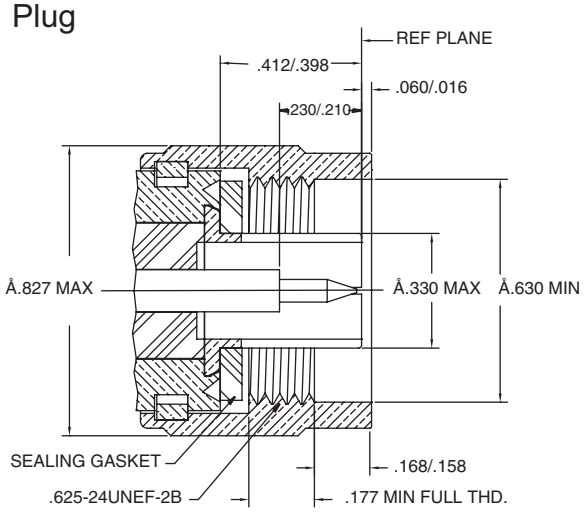

Jack

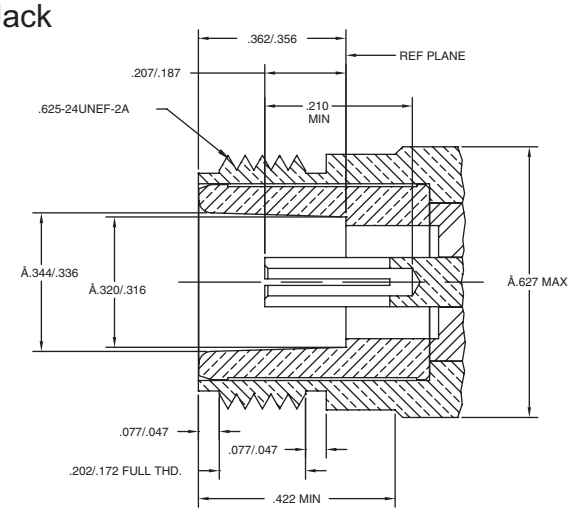

Straight Crimp Plug - Captive Contact - Standard Cable

P.N.	Cable Group	Plt.	Ins.	Imp.	Crimp Tool
N1121A1-NT3G-1-50	01	Nickel	Teflon	50	4
N1121A1-NT3G-1A-50	01A	Nickel	Teflon	50	4
N1121A1-NT3G-1B-50	01B	Nickel	Teflon	50	4
N1121C1-NT3G-2-50	02	Nickel	Teflon	50	4
N1121A1-NT3G-3-50	03	Nickel	Teflon	50	4
N1121G1-NT3G-5-50	05	Nickel	Teflon	50	1
N1121G1-NT3G-5A-50	05A	Nickel	Teflon	50	1
N1121A1-NT3G-7-50	07	Nickel	Teflon	50	6
N1121A1-NT3G-7A-50	07A	Nickel	Teflon	50	6 + 4
N1121A1-NT3G-7B-50	07B	Nickel	Teflon	50	4
N1121A2-002-NT3G-7C-50	07C	Nickel	Teflon	50	6
N1121A2-NT3G-7D-50	07D	Nickel	Teflon	50	6
N1121A1-NT3G-8-50	08	Nickel	Teflon	50	5
N1121A4-003-NT3G-17-50	17	Nickel	Teflon	50	.610 hex
N1121C5-NT3G-LMR500-50	Times LMR500	Nickel	Teflon	50	.610 hex

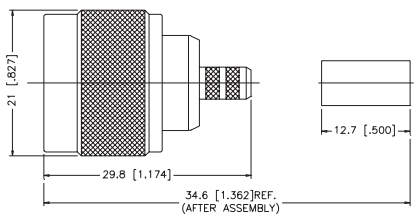

Assembly Instruction J - page 236

Straight Solder Plug - Semi-Rigid Cable

P.N.	Cable Group	Plt.	Ins.	Imp.	Crimp Tool
N1181A1-3G/NT3G-10-50	10	Nickel/Gold	Teflon	50	N/A
N1181B1-3G/NT3G-11-50	11	Nickel/Gold	Teflon	50	N/A
N1181A2-3G/NT3G-12-50	12	Nickel/Gold	Teflon	50	N/A

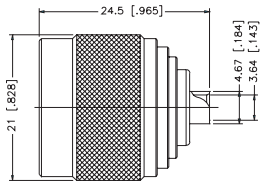

Assembly Instruction G - page 233

Crimp Plug - Ethernet Cable

P.N.	Cable Group	Plt.	Ins.	Imp.	Crimp Tool
N1121A1-NT3G-9880-50	9880	Nickel	Teflon	50	6
N1121A1-NT3G-89880-50	89880	Nickel	Teflon	50	6

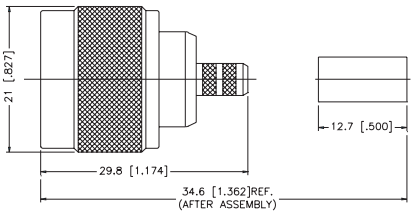

Assembly Instruction J - page 236

Right Angle Crimp Plugs - Standard Cable

P.N.	Cable Group	Plt.	Ins.	Imp.	Crimp Tool
N1112B1-001-NT3G-1-50	01	Nickel	Teflon	50	3 or 4
N1112B1-001-NT3G-1A-50	01A	Nickel	Teflon	50	3 or 4
N1112B1-NT3G-1B-50	01B	Nickel	Teflon	50	3 or 4
N1112A1-NT3G-3-50	03	Nickel	Teflon	50	4
N1112E2-NT3G-5-50	05	Nickel	Teflon	50	3
N1112E1-NT3G-5A-50	05A	Nickel	Teflon	50	1 or 2
N1112B2-002-NT3G-7-50	07	Nickel	Teflon	50	6
N1112B2-001-NT3G-7A-50	07A	Nickel	Teflon	50	6
N1112B2-NT3G-7B-50	07B	Nickel	Teflon	50	4
N1112B4-NT3G-17-50	17	Nickel	Teflon	50	.610 hex
N1112B4-NT3G-LMR500-50	LMR500	Nickel	Teflon	50	.600 hex



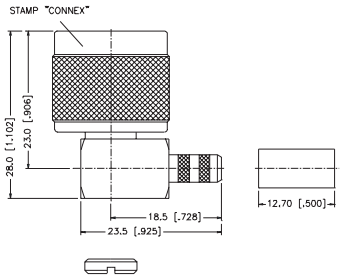

Assembly Instruction I - page 235

Right Angle Solder Plug - Semi-Rigid Cable

P.N.	Cable Group	Plt.	Ins.	Imp.	Crimp Tool
N1182A1-NT3G-10-50	10	Nickel	Teflon	50	N/A
N1182A1-NT3G-11-50	11	Nickel	Teflon	50	N/A
N1182A1-NT3G-12-50	12	Nickel	Teflon	50	N/A

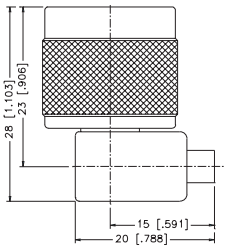

Assembly Instruction D - page 230

Crimp Jack - Captive Contact - Standard Cable

P.N.	Cable Group	Plt.	Ins.	Imp.	Crimp Tool
N6121A1-NT3G-1-50	01	Nickel	Teflon	50	4
N6121A1-NT3G-1A-50	01A	Nickel	Teflon	50	4
N6121A1-NT3G-1B-50	01B	Nickel	Teflon	50	4
N6121A1-NT3G-3-50	03	Nickel	Teflon	50	4
N6121G1-NT3G-5-50	05	Nickel	Teflon	50	1
N6121G1-NT3G-5A-50	05A	Nickel	Teflon	50	2 + 1
N6121A1-NT3G-7-50	07	Nickel	Teflon	50	6
N6121A1-NT3G-7A-50	07A	Nickel	Teflon	50	6 + 4
N6121A1-NT3G-7B-50	07B	Nickel	Teflon	50	4
N6121A2-NT3G-7C-50	07C	Nickel	Teflon	50	6
N6121A4-001-NT3G-17-50	17	Nickel	Teflon	50	.610 hex
N6121C5-NT3G-LMR500-50	LMR500	Nickel	Teflon	50	.600 hex

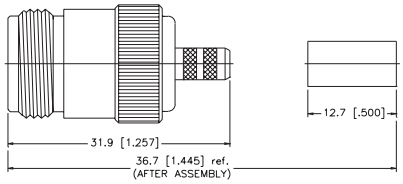

Assembly Instruction J - page 236

Solder Jack - Semi-Rigid Cable

P.N.	Cable Group	Plt.	Ins.	Imp.	Crimp Tool
N6181A1-N/3GT3G-10-50	10	Nickel/Gold	Teflon	50	N/A
N6181A1-N/3GT3G-11-50	11	Nickel/Gold	Teflon	50	N/A

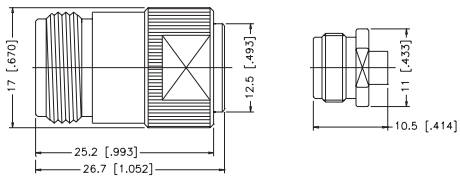

Assembly Instruction G - page 233

Bulkhead Crimp Jack - Captive Contact - Standard Cable

P.N.	Cable Group	Plt.	Ins.	Imp.	Crimp Tool
N6421A1-NT3G-1-50	01	Nickel	Teflon	50	3 or 4
N6421A1-NT3G-1A-50	01A	Nickel	Teflon	50	4
N6421A1-NT3G-1B-50	01B	Nickel	Teflon	50	4
N6421C1-001-NT3G-2-50	02	Nickel	Teflon	50	4
N6421C1-001-NT3G-3-50	03	Nickel	Teflon	50	4
N6421G1-NT3G-5-50	05	Nickel	Teflon	50	1 or 2
N6311A1-NT3G-5-50	05	Nickel	Teflon	50	1
Front Mount					
N6421G1-001-NT3G-5A-50	05A	Nickel	Teflon	50	2
N6421A1-NT3G-7-50	07	Nickel	Teflon	50	6 + 1
N6421A1-NT3G-7A-50	07A	Nickel	Teflon	50	6 + 1
N6421A1-NT3G-7B-50	07B	Nickel	Teflon	50	4
N6421A2-NT3G-7C-50	07C	Nickel	Teflon	50	6
N6421A4-NT3G-17-50	17	Nickel	Teflon	50	.610 hex
N6421C5-NT3G-LMR500-50	LMR500	Nickel	Teflon	50	.600 hex

Remark: Rear Mount, except where indicated



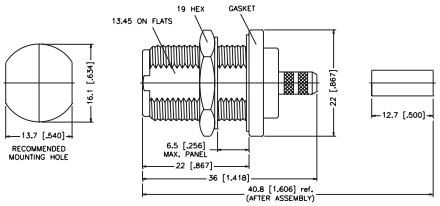

Assembly Instruction J - page 236

Bulkhead Solder Jack - Semi-Rigid Cable

P.N.	Cable Group	Plt.	Ins.	Imp.	Crimp Tool
N6481A2-001-NT3G-10-50	10	Nickel	Teflon	50	N/A
N6381A1-N/3GT3G-10-50	10	Nickel/Gold	Teflon	50	N/A
Front Mount					
N6481A2-NT3G-11-50	11	Nickel	Teflon	50	N/A
N6381A1-N/3GT3G-11-50	11	Nickel/Gold	Teflon	50	N/A
Front Mount					
N6481A2-NT3G-12-50	12	Nickel	Teflon	50	N/A

Remark: Rear Mount, except where indicated

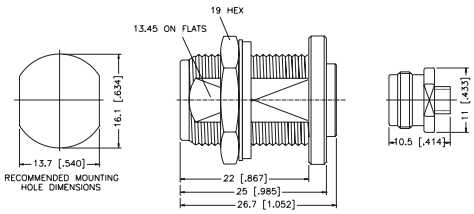

Assembly Instruction G - page 233

Bulkhead Crimp Jack - Ethernet Cable

P.N.	Cable Group	Plt.	Ins.	Imp.	Crimp Tool
N6421A1-NT3G-9880-50	9880	Nickel	Teflon	50	6
N6421A1-NT3G-89880-50	89880	Nickel	Teflon	50	6



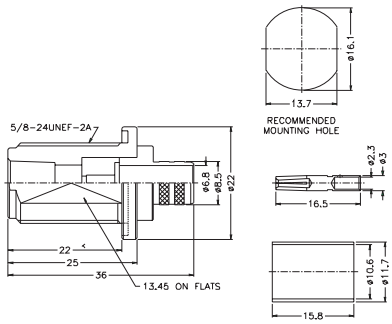

Crimp On

Assembly Instruction J - page 236

Bulkhead Clamp Jack - Rear Mount - Miniature Cable

P.N.	Cable Group	Plt.	Ins.	Imp.	Crimp Tool
N6441H1-001-NT30G-5-50 Rear Mount Flatwasher	05	Nickel	Teflon	50	N/A
N6441H1-002-NT30G-5-50 Rear Mount Starwasher	05	Nickel	Teflon	50	N/A



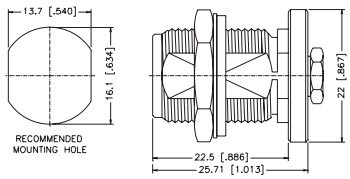

Assembly Instruction N - page 240

Bulkhead Clamp Jack - Front Mount - Miniature Cable

P.N.	Cable Group	Plt.	Ins.	Imp.	Crimp Tool
N6341A1-001-NT3G-5-50	05	Nickel	Teflon	50	N/A

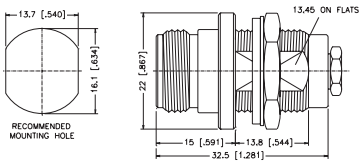

Assembly Instruction N - page 240

Straight Crimp Panel Jack - Captive Contact - Flexible Cable

P.N.	Cable Group	Plt.	Ins.	Imp.	Crimp Tool
N6521A1-NT3G-1-50	01	Nickel	Teflon	50	4
N6521A1-NT3G-1A-50	01A	Nickel	Teflon	50	4
N6521A1-NT3G-1B-50	01B	Nickel	Teflon	50	4
N6521G1-NT3G-5-50	05	Nickel	Teflon	50	1 or 2
N6521G1-NT3G-5A-50	05A	Nickel	Teflon	50	2
N6521A1-NT3G-7-50	07	Nickel	Teflon	50	4
N6521A1-NT3G-7A-50	07A	Nickel	Teflon	50	6



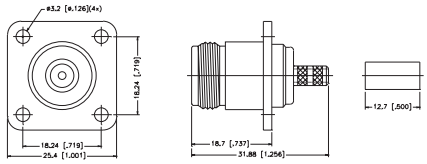

Assembly Instruction J - page 236

Straight Solder Panel Jack - Semi-Rigid Cable

P.N.	Cable Group	Plt.	Ins.	Imp.	Crimp Tool
N6581A1-NT3G-10-50	10	Nickel	Teflon	50	N/A
N6581A1-NT3G-11-50	11	Nickel	Teflon	50	N/A



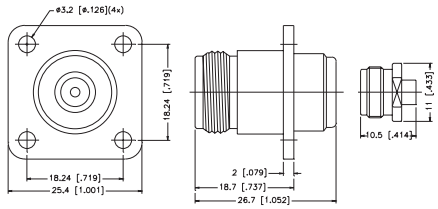

Assembly Instruction E - page 231

Straight Solder Plug - Captive Contact - Standard Cable

P.N.	Cable Group	Plt.	Ins.	Imp.	Crimp Tool
N1141A1-NT3G-1-50	01	Nickel	Teflon	50	N/A
N1141A1-NT3G-3-50	03	Nickel	Teflon	50	N/A

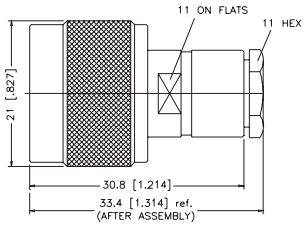

Assembly Instruction M - page 239

P.N.	Cable Group	Plt.	Ins.	Imp.	Crimp Tool
N1141A2-NT3G-7-50	07	Nickel	Teflon	50	N/A

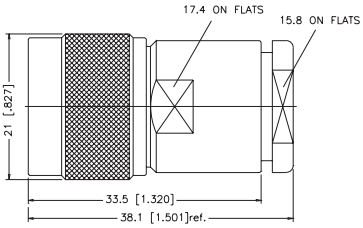

Assembly Instruction M - page 239

Straight Solder Jack - Captive Contact - Standard Cable

P.N.	Cable Group	Plt.	Ins.	Imp.	Crimp Tool
N6141A1-NT3G-1-50	01	Nickel	Teflon	50	N/A
N6141A1-NT3G-3-50	03	Nickel	Teflon	50	N/A

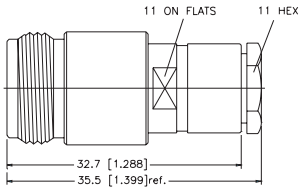

Assembly Instruction M - page 239

P.N.	Cable Group	Plt.	Ins.	Imp.	Crimp Tool
N6141A2-NT3G-7-50	07	Nickel	Teflon	50	N/A

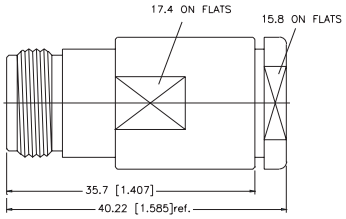

Assembly Instruction M - page 239

Bulkhead Receptacle - Front Mount

P.N.	Cable Group	Plt.	Ins.	Imp.	Crimp Tool
N6351A1-NT3G-50	N/A	Nickel	Teflon	50	N/A

Remark: Non-hermetic

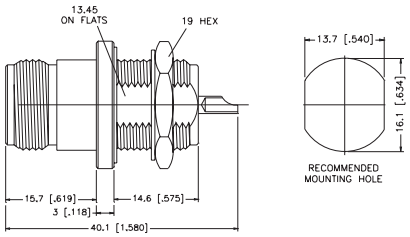

Bulkhead Receptacle - Front Mount

P.N.	Cable Group	Plt.	Ins.	Imp.	Crimp Tool
N6351B1-005-NT3G-50	N/A	Nickel	Teflon	50	N/A

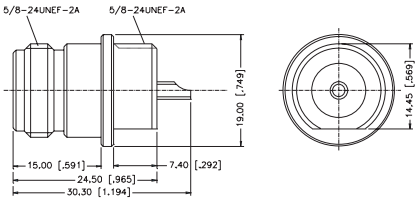

Panel Receptacle Jack - Exposed TFE Type

P.N.	Cable Group	Plt.	Ins.	Imp.	Crimp Tool
N6551E1-NT3G-50	N/A	Nickel	Teflon	50	N/A
N6551E1-015-NT20G-50	N/A	Nickel	Teflon	50	N/A

Remark: With gasket.
Extended Teflon insulation available in various lengths.
Contact Amphenol for part number and availability.



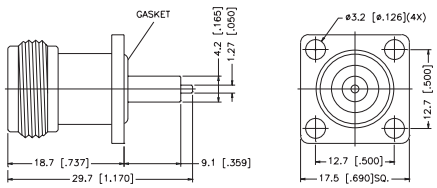

Panel Receptacle Plug - Exposed TFE Type

P.N.	Cable Group	Plt.	Ins.	Imp.	Crimp Tool
N1551E1-NT3G-50	N/A	Nickel	Teflon	50	N/A



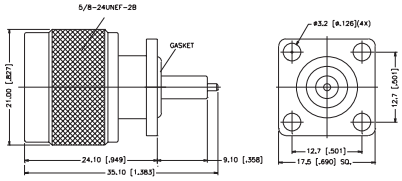

Panel Receptacle Plug - Solder Cup Terminal

P.N.	Cable Group	Plt.	Ins.	Imp.	Crimp Tool
N1551A1-NT3G-50	N/A	Nickel	Teflon	50	N/A



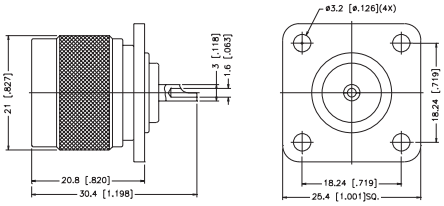

Panel Receptacle Jack - Solder Cup terminal

P.N.	Cable Group	Plt.	Ins.	Imp.	Crimp Tool
N6551A1-NT3G-50	N/A	Nickel	Teflon	50	N/A
N6551A1-017-NT3G-50 Captive Center Contact	N/A	Nickel	Teflon	50	N/A
N6551A1-015-NT3G-50 Flush Rear	N/A	Nickel	Teflon	50	N/A



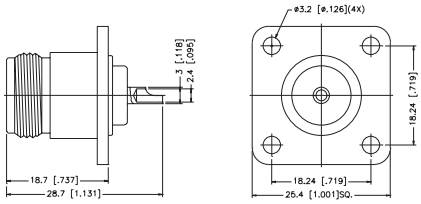

Panel Receptacle Jack - Solder Cup Terminal - Round Flange

P.N.	Cable Group	Plt.	Ins.	Imp.	Crimp Tool
N6551A1-013-NT3G-50	N/A	Nickel	Teflon	50	N/A



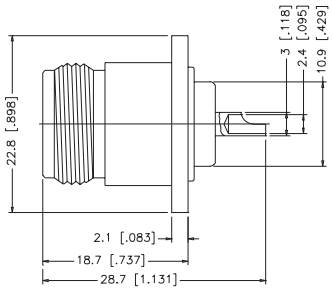

Panel Receptacle Plug - Slot Terminal

P.N.	Cable Group	Plt.	Ins.	Imp.	Crimp Tool
N1551C1-NT3G-0.3-50 Slot width: 0.3 mm, 0.5 mm, 0.7 mm, 0.9 mm	N/A	Nickel	Teflon	50	N/A
N1551M1-001-NT3G-50 Flat Tab	N/A	Nickel	Teflon	50	N/A



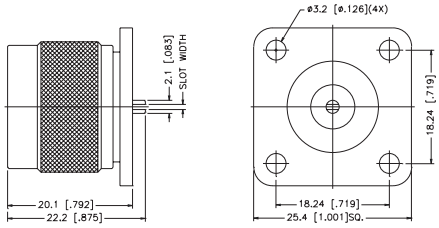

Panel Receptacle Jack - Slot Terminal

P.N.	Cable Group	Plt.	Ins.	Imp.	Crimp Tool
N6551C1-NT3G-0.3-50 Slot width: 0.3 mm, 0.5 mm, 0.7 mm, 0.9 mm	N/A	Nickel	Teflon	50	N/A
N6551E3-001-NT3G-50 2-Hole Flange Blunt Post	N/A	Nickel	Teflon	50	N/A
N6551C1-002-NT3G-50 .5 Flange Slotted Post	N/A	Nickel	Teflon	50	N/A
N6551C1-003-NT3G-50 .118 Diameter Contact Slotted Post	N/A	Nickel	Teflon	50	N/A
N6551C2-001-NT3G-50 .690 Flange Slotted Post	N/A	Nickel	Teflon	50	N/A



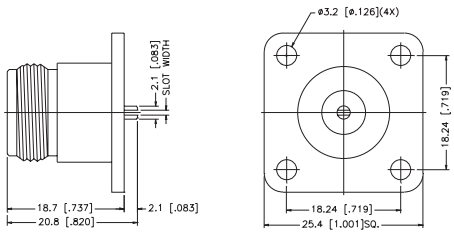

Panel Receptacle Jack - Extended Teflon

P.N.	Cable Group	Plt.	Ins.	Imp.	Crimp Tool
N6551A1-004-NT3G	N/A	Nickel	Teflon	50	N/A

Remark: Contact Amphenol for various lengths availability



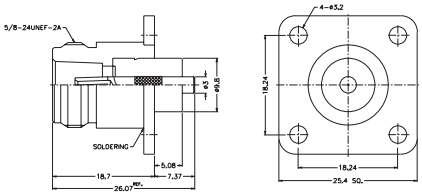

Panel Receptacle Jack - Extended Body

P.N.	Cable Group	Plt.	Ins.	Imp.	Crimp Tool
N6551A1-012-NT3G-50 Blunt Post	N/A	Nickel	Teflon	50	N/A
N6551A1-019-NT3G-50 Extended Teflon	N/A	Nickel	Teflon	50	N/A



N6551A1-012-NT3G-50

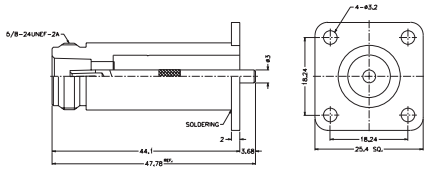

N6551A1-019-NT3G-50

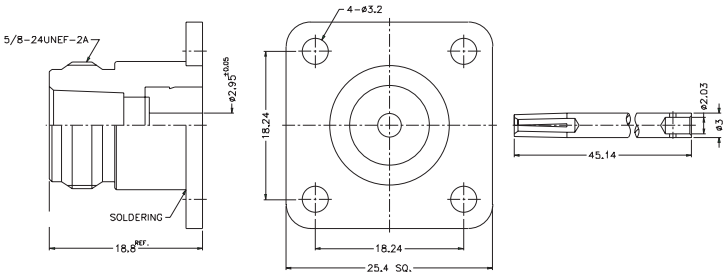

Panel Receptacle Jack - Extended body - Post Contact

P.N.	Cable Group	Plt.	Ins.	Imp.	Crimp Tool
N6551E1-020-NT3G-50	N/A	Nickel	Teflon	50	N/A

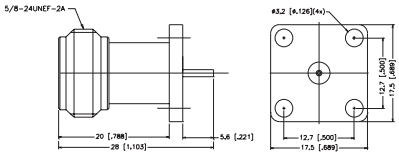

Panel receptacle Jack - Tab Post

P.N.	Cable Group	Plt.	Ins.	Imp.	Crimp Tool
N6551M1-001-NT3G-50	N/A	Nickel	Teflon	50	N/A



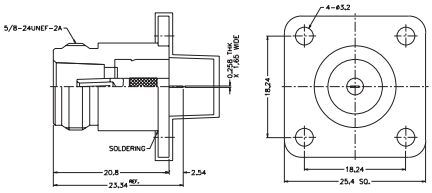

Straight P.C. Board Receptacle - Four Legs

P.N.	Cable Group	Plt.	Ins.	Imp.	Crimp Tool
N645100-003-T/NT3G-50 PCB Legs, Bright Tin	N/A	Nickel	Teflon	50	N/A



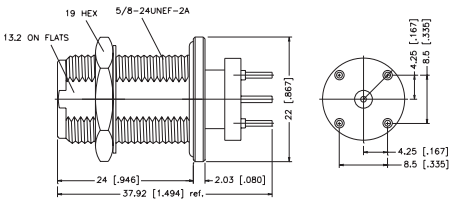

Push Fit Receptacle

P.N.	Cable Group	Plt.	Ins.	Imp.	Crimp Tool
N6051A1-001-NT3G-50	N/A	Nickel	Teflon	50	N/A

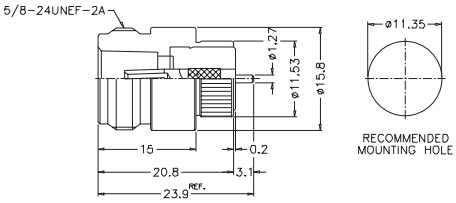

Right Angle P.C. Board Receptacle

P.N.	Cable Group	Plt.	Ins.	Imp.	Crimp Tool
N625200-001-TT30G-50	N/A	Tin Lead	Teflon	50	N/A



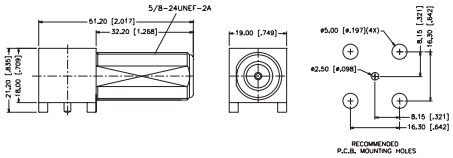

Plug-to-Plug Adapter

P.N.	Cable Group	Plt.	Ins.	Imp.	Crimp Tool
N2071A1-NT3G-50	N/A	Nickel	Teflon	50	N/A
NM-RNM-NT3G-50 N Plug Reverse Polarized to N Jack	N/A	Nickel	Teflon	50	N/A
NF-RNF-NT3G-50 N Jack Reverse Polarized to N Plug	N/A	Nickel	Teflon	50	N/A

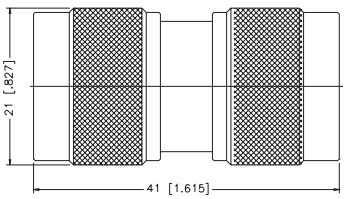

Jack-to-Jack Adapter

P.N.	Cable Group	Plt.	Ins.	Imp.	Crimp Tool
N7071A1-NT3G-50	N/A	Nickel	Teflon	50	N/A

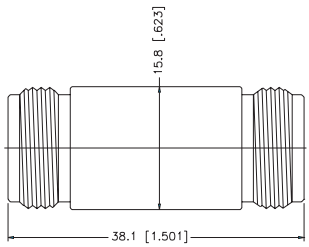

Jack-to-Jack Bulkhead Adapter

P.N.	Cable Group	Plt.	Ins.	Imp.	Crimp Tool
N7471A1-NT3G-50	N/A	Nickel	Teflon	50	N/A

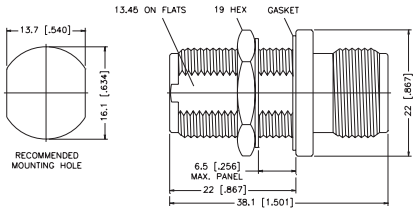

Tee Adapter - Jack-to-Plug-to-Jack

P.N.	Cable Group	Plt.	Ins.	Imp.	Crimp Tool
N9073A1-NT3G-50	N/A	Nickel	Teflon	50	N/A



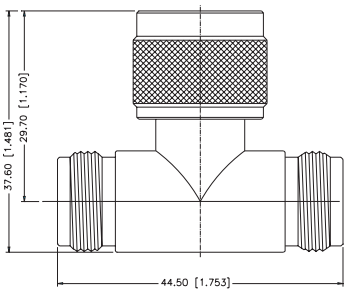

Tee Adapter - Jack-to-Jack-to-Jack

P.N.	Cable Group	Plt.	Ins.	Imp.	Crimp Tool
N8073A1-NT3G-50	N/A	Nickel	Teflon	50	N/A

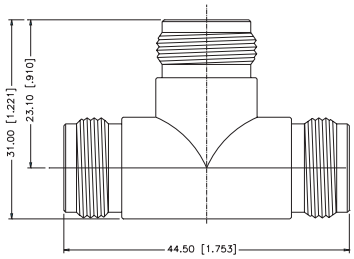

Tee Adapter - Plug-to-Jack-to-Jack

P.N.	Cable Group	Plt.	Ins.	Imp.	Crimp Tool
N9073A1-001-NT3G-50	N/A	Nickel	Teflon	50	N/A

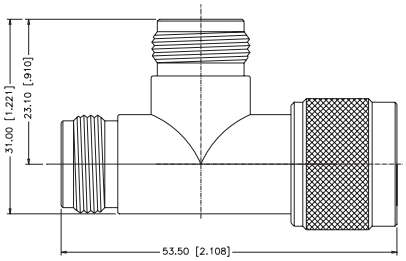

Angle Adapter - Plug-to-Jack

P.N.	Cable Group	Plt.	Ins.	Imp.	Crimp Tool
N5072A1-NT3G-50	N/A	Nickel	Teflon	50	N/A
N5072A2-NT3G-50 High Performance	N/A	Nickel	Teflon	50	N/A



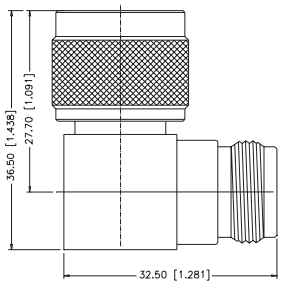

Angle Adapter - Plug-to-Plug

P.N.	Cable Group	Plt.	Ins.	Imp.	Crimp Tool
N2072A1-NT3G-50	N/A	Nickel	Teflon	50	N/A



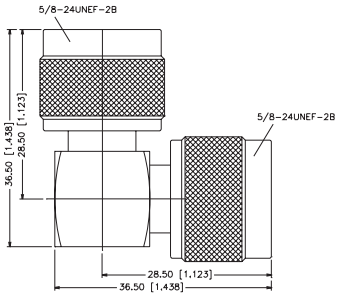

Terminator Plug

P.N.	Cable Group	Plt.	Ins.	Imp.	Crimp Tool
N1004A1-NT3G-50R-1W	N/A	Nickel	Teflon	50	N/A
N1004A2-NT3G-50R-0.01-1W High Frequency	N/A	Nickel	Teflon	50	N/A



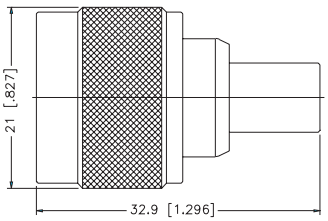

Terminator Jack

P.N.	Cable Group	Plt.	Ins.	Imp.	Crimp Tool
N6004A1-NT3G-50R-0.05-1W	N/A	Nickel	Teflon	50	N/A

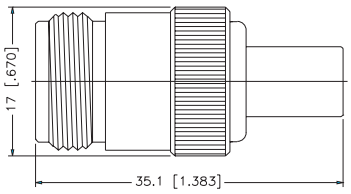

Male Cap & Chain

P.N.	Cable Group	Plt.	Ins.	Imp.	Crimp Tool
U1005A1-N	N/A	Nickel	N/A	N/A	N/A

Remark: Chain length 100 [3.94]

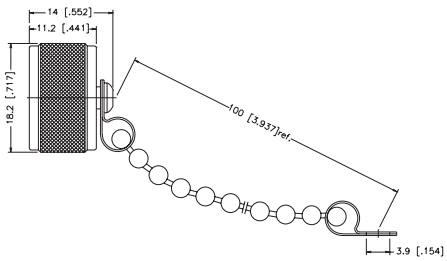

Description

The 7/16 series name drives from the metric dimensions of the connector interface: 7mm OD of inner contact, 16 mm ID of outer contact. 7/16 connectors are designed for use in communications systems with power levels of 100 watts per channel. Long popular in Europe, the 7/16 interface has gained acceptance in the U.S. for its ability to operate at elevated power levels.

Deutsh Industries Norm (DIN) is an acronym for German standards that apply to 7/16 connectors and are gaining acceptance worldwide. There are three families of 7/16 DIN connectors: corrugated cable (both Annular and Superflex), standard cable connectors, and custom.

Features/Benefits

- Low IMD and low VSWR provides improved system performance.
- Self-flaring design ensures ease of installation with standard hand tool.
- Pre-assembled gasket protects against dust (P68) and water (IP68) per IEC 169.
- Limited internal junctions reduce sources of IMD.
- Silver-plated contacts and silver or white bronze-plated bodies deliver a high conductivity and corrosion resistance for a long, trouble-free life.
- Easy-Hex coupling nut allows tightening by hand or with a standard wrench for ease of mating

Applications

- Antennas
- Cable Assembly
- Satcom
- Base Stations
- Components (Control)
- Broadcast
- Lightning Protection

7/16 Coaxial Connectors

Specifications

Electrical

Impedance	50 Ω
Operating Frequency	5.20 GHz maximum
Return Loss, 3 foot assembly	30 dB @ 0.045 - 1.0 GHz 28 dB @ 1.000 - 2.0 GHz 21 dB @ 2.0 - 3.0 GHz
Dielectric Withstanding Voltage	2,300
RF Operating Voltage Maximum	813 VRMS
Peak Power Maximum	13.2 kW
Average Power Maximum	3.0 kW
Insulation Resistance	5,000 MΩ minimum
Insertion Loss Maximum	0.05 v dB (Frequency in GHz)
Shielding Effectiveness	125 dB minimum

Mechanical

Inner Attachment Method	Captivated
Outer Attachment Method	Compression
Connector Durability Test	Pass (DIN 47275 part 2/10.82, section 2.10, 500 cycles)
Assembly Torque	Positive stop, 18/22 (25/30)
Coupling Torque	15/20 (20/28)
Coupling Nut Retention Force	100 (445) lbs (N)

Material

Center Contact	Beryllium Copper per ASTM-B196, silver plated per QQ-S-365
Body and Outer Contacts	Brass per ASTM B16, silver or white bronze
Insulator	PTFE resin, ASTM D1457
Gasket	Silicone rubber, ZZ-R-765
Other Metal Parts	Brass per ASTMB16, silver or white bronze
Protective Coating on Silver Plate	Clear Chromate

Environmental

Temperature Range	- 40°C to +150°C
Storage Temperature Range	- 70° C to +100° C
Thermal Shock Test	Pass per IEC 68, part 2-14, test N/A
Immersion Test	Pass per IEC 529, IP68
Corrosion Test	Pass per IEC 68, part 2-1, test Ka
Vibration Test	Pass per IEC 68, part 2-6
Mechanical Shock Test	Pass per IEC 68, part 2-27

Note: These characteristics are typical but may not apply to all connectors.

Plug

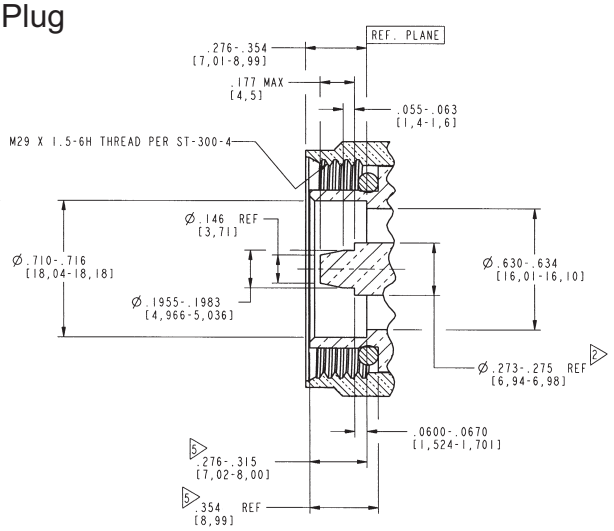

Jack

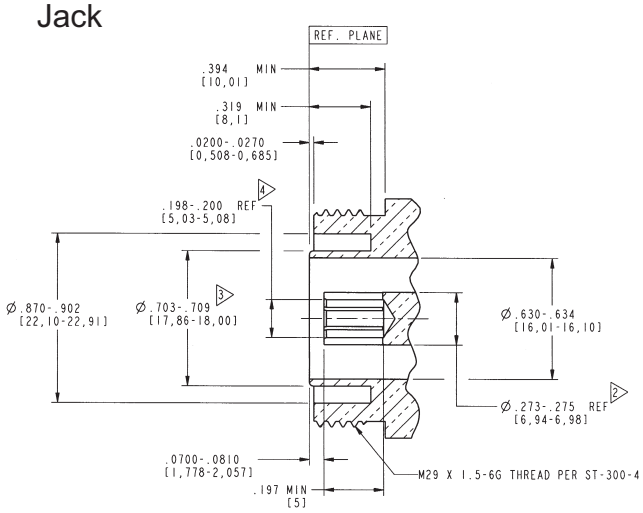

Straight Clamp Plug Corrugated and Superflex Cable

P.N.	Cable Group	Plt.	Ins.	Imp.	Crimp Tool
7161111A1-SATS-1-50	01	Silver	Teflon	50	3
7161111A1-SATS-1A-50	01A	Silver	Teflon	50	3
7161111A1-SATS-5-50	05	Silver	Teflon	50	2
7161111A1-SATS-7-50	07	Silver	Teflon	50	6
7161111A1-SATS-7A-50	07A	Silver	Teflon	50	6
7161111A2-SATS-7C-50	07C	Silver	Teflon	50	6
7161141A1-NATS-C3-50	C3	Nickel	Teflon	50	N/A
7161141A1-NATS-C5-50	C5	Nickel	Teflon	50	N/A
7161141A1-NATS-C6-50	C6	Nickel	Teflon	50	N/A
7161141A1-NATS-C7-50	C7	Nickel	Teflon	50	N/A
7161141A1-SATS-F2-50	F2	Silver	Teflon	50	N/A
7161141A1-NATS-F3-50	F3	Nickel	Teflon	50	N/A
7161141A1-NATS-F5-50	F5	Nickel	Teflon	50	N/A
7161111A2-SATS-17-50	17	Silver	Teflon	50	.610HEX

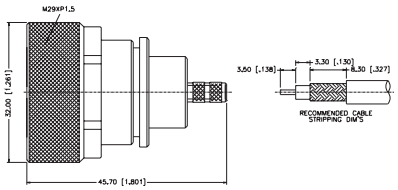

Assembly Instruction J - page 236

Straight Solder Plug - Semi-Rigid Cable

P.N.	Cable Group	Plt.	Ins.	Imp.	Crimp Tool
7161181A1-SATS-10-50	10	Silver	Teflon	50	N/A
7161181B1-SATS-11-50	11	Silver	Teflon	50	N/A
7161181A1-SATS-12-50	12	Silver	Teflon	50	N/A

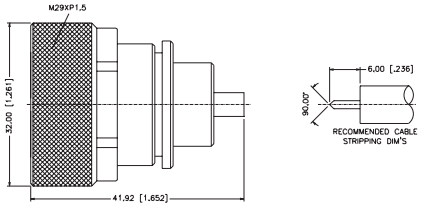

Assembly Instruction E - page 231

Straight Clamp Plug - Super Flex Cable

P.N.	Cable Group	Plt.	Ins.	Imp.	Crimp Tool
7161141A1-SATS-C2-50	C2	Silver	Teflon	50	N/A
7161141A1-SATS-C3-50	C3	Silver	Teflon	50	N/A
7161141A1-SATS-C5-50	C5	Silver	Teflon	50	N/A

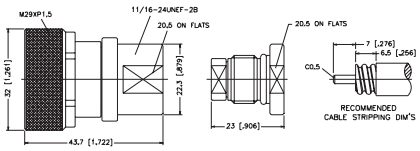

Assembly Instruction Q - page 243

Right Angle Crimp Plug - Flexible Cable

P.N.	Cable Group	Plt.	Ins.	Imp.	Crimp Tool
7161142A1-SATS-1-50	01	Silver	Teflon	50	3
7161142A1-SATS-1A-50	01A	Silver	Teflon	50	3
7161112A1-SATS-7-50	07	Silver	Teflon	50	6
7161112A1-SATS-7A-50	07A	Silver	Teflon	50	6
7161112A1-SATS-7C-50	07C	Silver	Teflon	50	6
7161112A1-SATS-17-50	17	Silver	Teflon	50	.610HEX

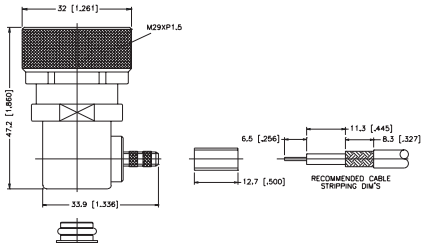

Assembly Instruction I - page 235

Right Angle Solder Plug - Semi-Rigid Cable

P.N.	Cable Group	Plt.	Ins.	Imp.	Crimp Tool
7161182A1-SATS-10-50	10	Silver	Teflon	50	N/A
7161182A2-SATS-11-50	11	Silver	Teflon	50	N/A
7161182A1-SATS-12-50	12	Silver	Teflon	50	N/A

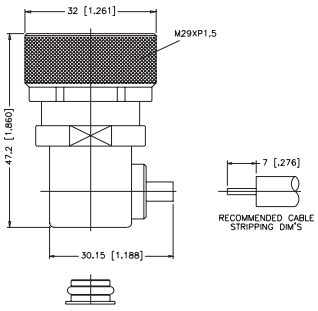

Assembly Instruction D - page 230

Right Angled Clamp Plug - Corrugated and Superflex Cable

P.N.	Cable Group	Plt.	Ins.	Imp.	Crimp Tool
7161142A1-SATS-C2-50	C2	Silver	Teflon	50	N/A
7161142A1-SATS-C3-50	C3	Silver	Teflon	50	N/A
7161142A1-SATS-C5-50	C5	Silver	Teflon	50	N/A
7161142A1-NATS-C3-50	C3	Nickel	Teflon	50	N/A
7161142A1-SATS-C5-50	C5	Silver	Teflon	50	N/A
7161142A1-SATS-F2-50	F2	Silver	Teflon	50	N/A
7161142A1-NATS-F3-50	F3	Nickel	Teflon	50	N/A

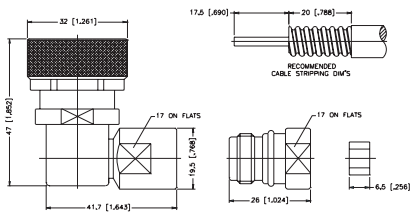

Assembly Instruction Q - page 243

Straight Clamp Jack - Corrugated and Superflex Cable

P.N.	Cable Group	Plt.	Ins.	Imp.	Crimp Tool
7166111A1-SATS-1-50	01	Silver	Teflon	50	3
7166111A1-SATS-1A-50	01A	Silver	Teflon	50	3
7166111A1-SATS-7-50	07	Silver	Teflon	50	6
7166111A1-SATS-7A-50	07A	Silver	Teflon	50	6
7166111A2-SATS-7C-50	07C	Silver	Teflon	50	6
7166141A1-ATS-C5-50	C5	Alballoy	Teflon	50	N/A
7166141A1-ATS-C6-50	C6	Alballoy	Teflon	50	N/A
7166141A1-ATS-C7-50	C7	Alballoy	Teflon	50	N/A
7166141A1-ATS-F3-50	F3	Alballoy	Teflon	50	N/A
7166141A1-ATS-F5-50	F5	Alballoy	Teflon	50	N/A
7166111A2-SATS-17-50	17	Silver	Teflon	50	.610HEX

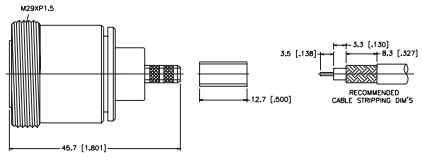

Assembly Instruction J - page 236

Straight Solder Jacks - Semi-Rigid Cable

P.N.	Cable Group	Plt.	Ins.	Imp.	Crimp Tool
7166181A1-SATS-10-50	10	Silver	Teflon	50	N/A
7166181A1-SATS-11-50	11	Silver	Teflon	50	N/A
7166181A1-SATS-12-50	12	Silver	Teflon	50	N/A



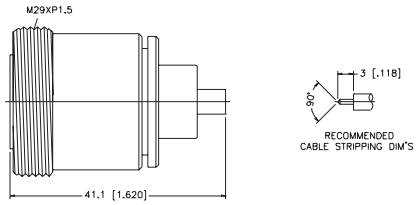

Assembly Instruction E - page 231

Straight Clamp Jack - Super Flex Cable

P.N.	Cable Group	Plt.	Ins.	Imp.	Crimp Tool
7166141A1-SATS-C2-50	C2	Silver	Teflon	50	N/A
7166141A1-SATS-C3-50	C3	Silver	Teflon	50	N/A
7166141A1-SATS-C5-50	C5	Silver	Teflon	50	N/A

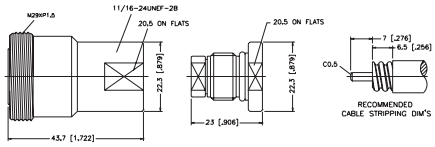

Assembly Instruction Q - page 243

Panel Crimp Jack - Flexible Cable

P.N.	Cable Group	Plt.	Ins.	Imp.	Crimp Tool
7166511A1-SATS-1-50	01	Silver	Teflon	50	3
7166511A1-SATS-1A-50	01A	Silver	Teflon	50	3
7166511A1-SATS-7-50	07	Silver	Teflon	50	6
7166511A1-SATS-7A-50	07A	Silver	Teflon	50	6
7166511A2-SATS-7C-50	07C	Silver	Teflon	50	6
7166511A2-SATS-17-50	17	Silver	Teflon	50	.610HEX

Remark: for O-ring gasket, add -10 to part number



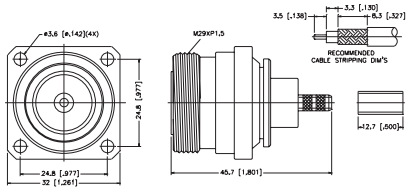

Assembly Instruction J - page 236

Panel Solder Jack - Semi-Rigid Cable

P.N.	Cable Group	Plt.	Ins.	Imp.	Crimp Tool
7166581A1-SATS-10-50	10	Silver	Teflon	50	N/A
7166581B1-SATS-11-50	11	Silver	Teflon	50	N/A
7166581A1-SATS-12-50	12	Silver	Teflon	50	N/A

Remark: for O-ring gasket, add -10 to part number



7166581A1-SATS-10-50

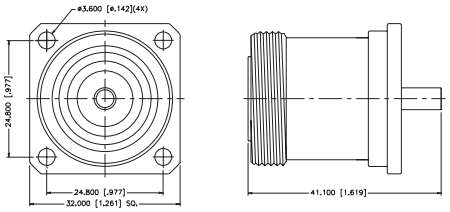

7166581A1-SATS-10-50-10

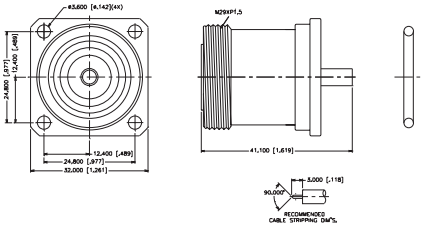

Assembly Instruction E - page 231

Panel Clamp Jack - Super Flex Cable

P.N.	Cable Group	Plt.	Ins.	Imp.	Crimp Tool
7166541A1-SATS-3/8-50	C2 Superflex	Silver	Teflon	50	N/A
7166541A1-SATS-1/2-50	C3 Superflex	Silver	Teflon	50	N/A

Remark: for O-ring gasket, add -10 to part number

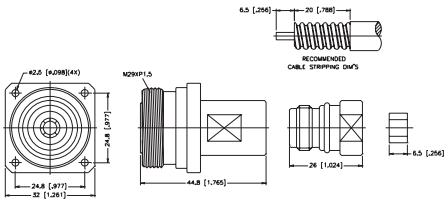

Assembly Instruction Q - page 243

Bulkhead Crimp Jack - Flexible Cable

P.N.	Cable Group	Plt.	Ins.	Imp.	Crimp Tool
7166411A1-SATS-1-50	01	Silver	Teflon	50	3
7166411B2-SATS-1A-50	01A	Silver	Teflon	50	3
7166411B1-SATS-7-50	07	Silver	Teflon	50	6
7166411B1-SATS-7A-50	07A	Silver	Teflon	50	6
7166411A1-SATS-7C-50	07C	Silver	Teflon	50	6
7166411A1-SATS-17-50	17	Silver	Teflon	50	.610HEX



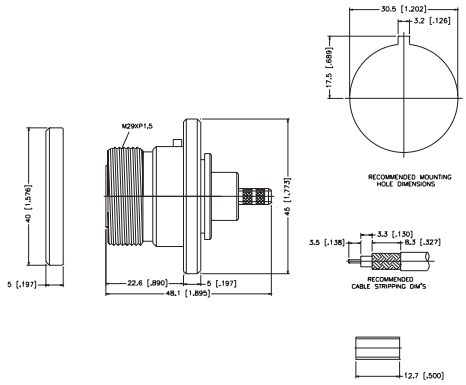

Assembly Instruction J - page 236

Bulkhead Solder Jack - Semi-Rigid Cable

P.N.	Cable Group	Plt.	Ins.	Imp.	Crimp Tool
7166481A1-SATS-10-50	10	Silver	Teflon	50	N/A
7166481B1-SATS-11-50	11	Silver	Teflon	50	N/A
7166481A1-SATS-12-50	12	Silver	Teflon	50	N/A



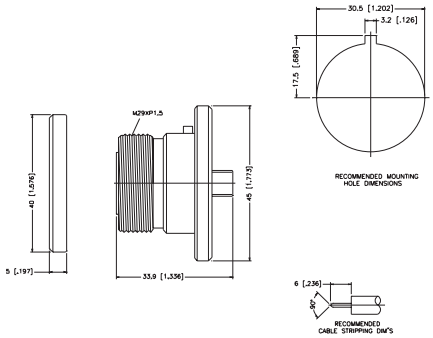

Assembly Instruction E - page 231

Bulkhead Clamp Jack - Corrugated Cable

P.N.	Cable Group	Plt.	Ins.	Imp.	Crimp Tool
7166441A1-SATS-C2-50	C2	Silver	Teflon	50	N/A
7166441A1-SATS-C3-50	C3	Silver	Teflon	50	N/A
7166441A1-SATS-C5-50	C5	Silver	Teflon	50	N/A



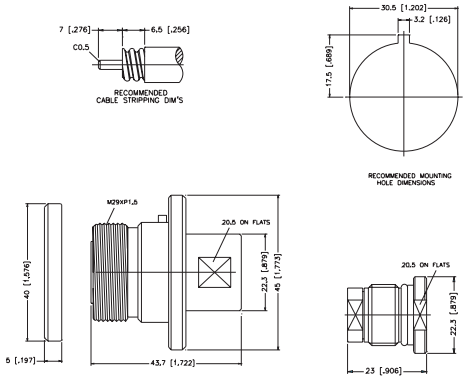

Assembly Instruction Q - page 243

Panel Jack Receptacles

P.N.	Cable Group	Plt.	Ins.	Imp.	Crimp Tool
7166551A2-SATS-50 Solder Contact	N/A	Silver	Teflon	50	N/A
7166551B1-SATS-50 Threaded Contact	N/A	Silver	Teflon	50	N/A
7166551C1-N/NTS-50 Solder Contact, 1 Inch Flange	N/A	Silver	Teflon	50	N/A

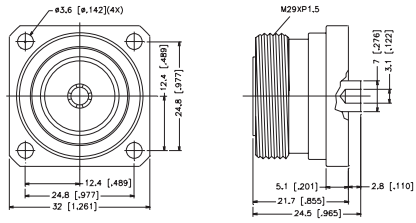

Panel Plug Receptacles

P.N.	Cable Group	Plt.	Ins.	Imp.	Crimp Tool
7161551A2-SATS-50 Solder Contact	N/A	Silver	Teflon	50	N/A
7161551B1-SATS-50 Threaded Contact	N/A	Silver	Teflon	50	N/A



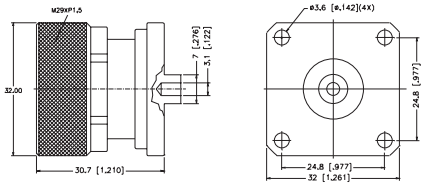

Bulkhead Receptacles

P.N.	Cable Group	Plt.	Ins.	Imp.	Crimp Tool
7166451A2-SATS-50	N/A	Silver	Teflon	50	N/A

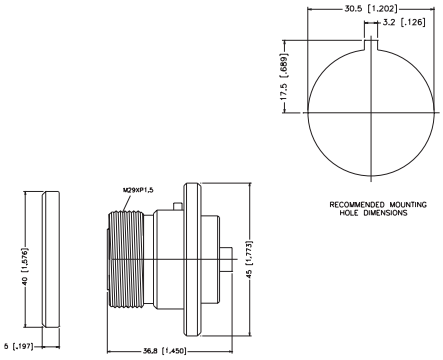

Plug-to-Plug Adapter

P.N.	Cable Group	Plt.	Ins.	Imp.	Crimp Tool
7162071A1-SATS-50	N/A	Silver	Teflon	50	N/A

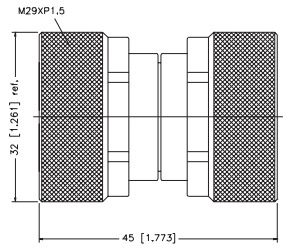

Jack-to-Jack Adapter

P.N.	Cable Group	Plt.	Ins.	Imp.	Crimp Tool
7167071A1-SATS-50	N/A	Silver	Teflon	50	N/A

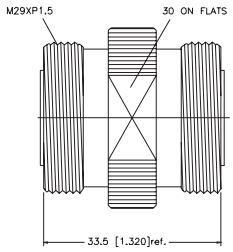

Right Angle Plug-to-Jack Adapter

P.N.	Cable Group	Plt.	Ins.	Imp.	Crimp Tool
7165072A1-SATS-50	N/A	Silver	Teflon	50	N/A



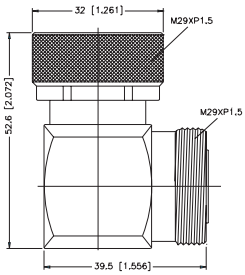

Jack-to-Jack Bulkhead Adapter

P.N.	Cable Group	Plt.	Ins.	Imp.	Crimp Tool
7167471A1-N/NTS-50	N/A	Silver	Teflon	50	N/A



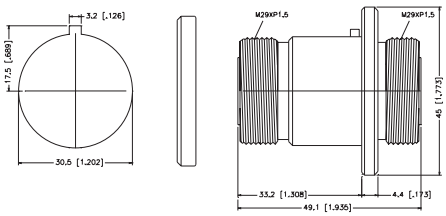

Note:

Description

Invented in the 1930's by an Amphenol Engineer named E. Clark Quackenbush, UHF coaxial connectors are general purpose units developed for use in low frequency systems from 0.6 – 300 MHz. Invented for use in the radio industry, UHF is an acronym for Ultra High Frequency. UHF connectors feature a threaded coupling. Because these connectors are low-cost, the impedance is variable.

Features/Benefits

- Optional reducing adapters accommodate a wide range of popular coaxial cables
- Solder termination types require no special assembly tools
- Crimp termination types provide a lower cost installation method
- Large-size threaded coupling is rugged design
- Non-demanding specifications and low cost

Applications

- Antennas
- Cable Assembly
- Low Frequency Applications
- Public Address Systems
- CB Radios

Specifications

Electrical

Impedance	Non-constant
Frequency Range	0 – 300 MHz
Voltage Rating	500 volts peak

Mechanical

Mating	5/8-24 threaded coupling
Cable Affixment	Braid solder, set screw, clamp and crimp

Material

Male Contact	Brass with silver plating
Female Contact	Beryllium copper with silver plating
Bodies	Brass and die cast zinc
Other Metal Parts	Brass
Plating	Nickel and Silver
Insulators	TFE, copolymer of styrene, polystyrene, mica-filled phenolic and PBT polyester or equivalent

Environmental

Temperature Range	Mica-filled phenolic insulators: -55˚C to +149˚C Copolymer of styrene and polystyrene: -55˚C to +85˚C TFE Insulators: -65˚C to +165˚C
Weatherproof	Except as noted, all UHF series are non-weatherproof

Plug

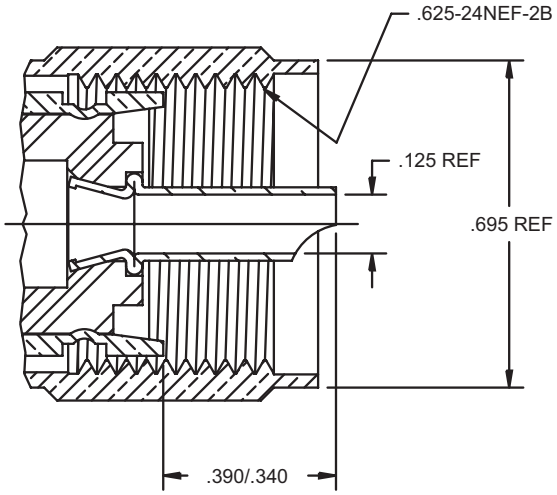

Jack

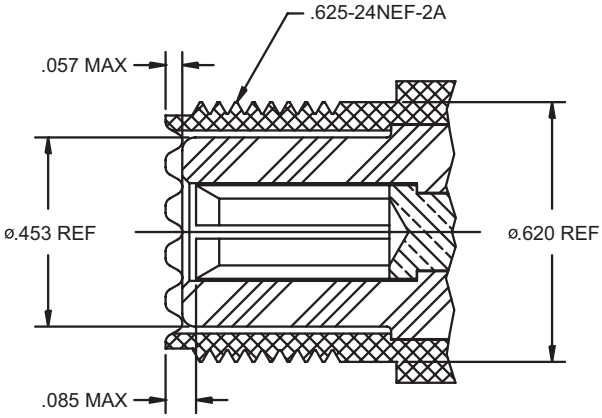

UHF Coaxial Connectors

Straight Crimp Plug - Standard Cable

P.N.	Cable Group	Plt.	Ins.	Imp.	Crimp Tool
U1121A1-NPH3G-1-50	01	Nickel	Phenolic	N/A	4
U1121A1-NT3G-1A-50	01A	Nickel	Teflon	N/A	4
U1121A1-NPH3G-3-50	03	Nickel	Phenolic	N/A	4
U1121A1-NPH3G-7-50	07	Nickel	Phenolic	N/A	6
U1121A1-NPH3G-7A-50	07A	Nickel	Phenolic	N/A	4 or 6
U1121A1-7B-50	07B	Nickel	Phenolic	N/A	4

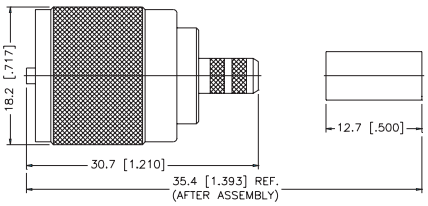

Assembly Instruction J - page 236

Straight FCP Plug - Standard Cable

P.N.	Cable Group	Plt.	Ins.	Imp.	Crimp Tool
U1161A1-NPHS-1-50	01	Nickel	Phenolic	N/A	N/A

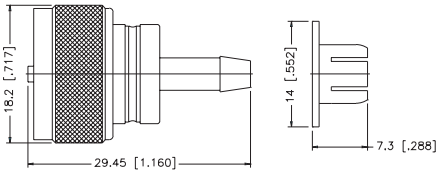

Assembly Instruction U - page 247

Straight Solder Plug - UG Standard, PL-259 Type

P.N.	Cable Group	Plt.	Ins.	Imp.	Crimp Tool
OS-U1181C1-NPHS-50	7,7A,7B	Nickel	Phenolic	50	N/A
U1181C1-N/SPHS-50 Silver body	7,7A,7B	Nickel	Phenolic	50	N/A
UHF1702 Silver body	N/A	Silver	Teflon	50	N/A
U1181C1-STS-20-50 for RG-217/U cable	20	Silver	Teflon	50	N/A



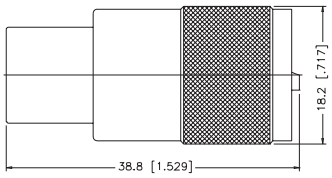

Assembly Instruction T - page 246

Reducing Adapter

P.N.	Cable Group	Plt.	Ins.	Imp.	Crimp Tool
U0181A1/BR=NI	01	Nickel	N/A	N/A	N/A
U0181A2/BR=NI	03	Nickel	N/A	N/A	N/A

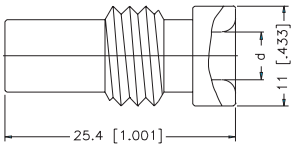

Straight Crimp Jack - Flexible Cable

P.N.	Cable Group	Plt.	Ins.	Imp.	Crimp Tool
U6111A1-ND3G-1-50	01	Nickel	delrin	50	4
U6111A2-ND3G-5-50	05	Nickel	delrin	50	3

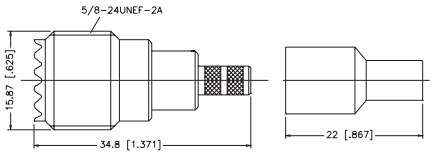

Assembly Instruction J - page 236

Panel Crimp Jack - Standard Cable

P.N.	Cable Group	Plt.	Ins.	Imp.	Crimp Tool
U6251G1-NT3G-1-50	01	Nickel	Teflon	50	4
U6251G1-NT3G-7-50	07	Nickel	Teflon	50	6



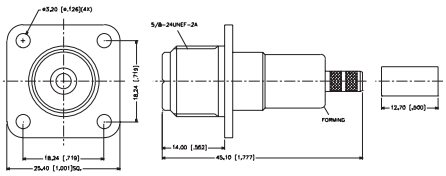

Assembly Instruction J - page 236

Panel Receptacle

P.N.	Cable Group	Plt.	Ins.	Imp.	Crimp Tool
U6551A1-NTT-50	N/A	Nickel	Teflon	N/A	N/A



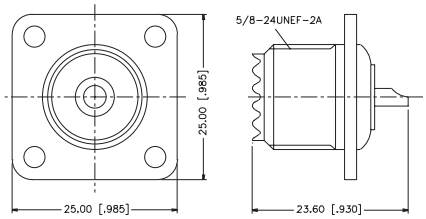

Bulkhead Receptacle

P.N.	Cable Group	Plt.	Ins.	Imp.	Crimp Tool
U6451A1-NTN	N/A	Nickel	Teflon	N/A	N/A

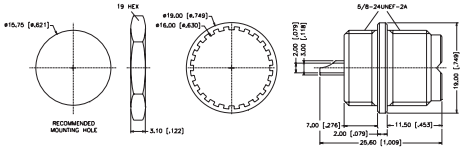

Jack-to-Jack Adapter

P.N.	Cable Group	Plt.	Ins.	Imp.	Crimp Tool
U7071A1-NT3G-50	N/A	Nickel	Teflon	N/A	N/A



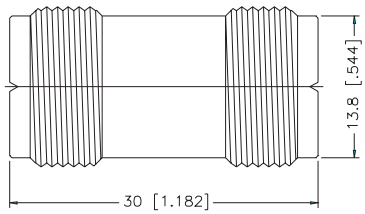

P.N.	Cable Group	Plt.	Ins.	Imp.	Crimp Tool
U7071A2-NT3G-50	N/A	Nickel	Teflon	N/A	N/A



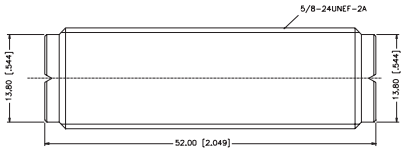

UHF Male Cap & Chain

P.N.	Cable Group	Plt.	Ins.	Imp.	Crimp Tool
U1005A1-N	N/A	Nickel	N/A	N/A	N/A

Remark: Chain length 100 [3.94]

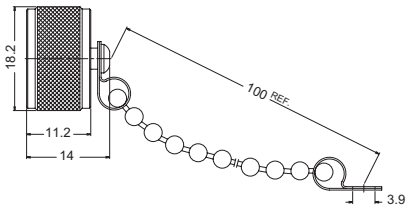

Description

Mini-UHF is a miniature version of the UHF connectors that were developed for use in the radio industry. Mini-UHF connectors are designed for use as coaxial interconnection in cell phones, automotive systems, and similar applications where size, weight, and cost factors are critical. Mini-UHF connectors terminate to RG-58, RG-58A, RG-58B, RG-58C, and Belden 9258 cables. Crimp-type cable plugs and jacks are available as well as panel and printed circuit board receptacles.

Features/Benefits

- Miniature 3/8-24 thread size provides excellent RF performance
- The small size and light weight provide excellent electrical characteristics
- Crimp-type cable terminations provide low installation cost
- Diecast bodies and molded insulators ensure low cost
- Teflon insulators provide higher temperature range

Applications

- Antennas
- Cable Assembly
- Cellular

Mini-UHF Coaxial Connectors

Specifications

Electrical

Impedance	50 Ω
Frequency Range	0-2.5 GHz
Voltage Rating	335 volts @ sea level
Dielectric Withstanding Voltage	1,000 volts rms
VSWR	1.25 max, 0-2.5 GHz
Insulation Resistance	=5,000 MΩ

Mechanical

Mating	3/8-24 threaded coupling
Braid Cable Affixment	Crimp
Center Conductor Cable Affixment	Crimp
Cable Retention	=40 lbs

Material

Plug Coupling Nuts and Jack Bodies	Brass or zinc alloy
Other Metal Parts	Brass
Insulator	Polypropylene
Plating	Contacts: tin lead Other metal parts: nickel

Environmental

Temperature Range	-55˚C to +85˚C
Shock	Per MIL-STD-202
Vibration	Per MIL-STD-202
Thermal Shock	Per MIL-STD-202
Salt Spray	Per MIL-STD-202

Plug

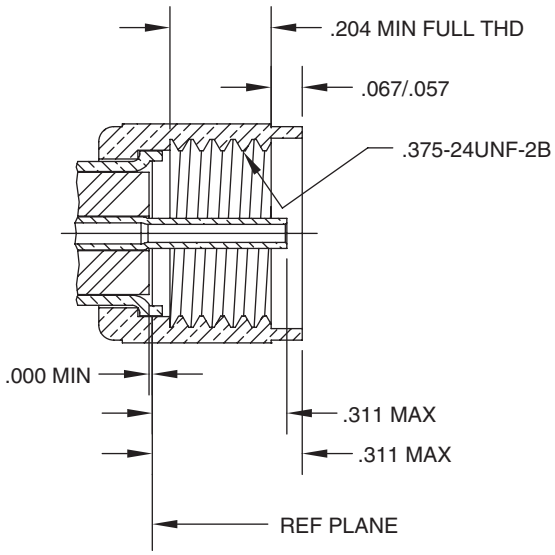

Jack

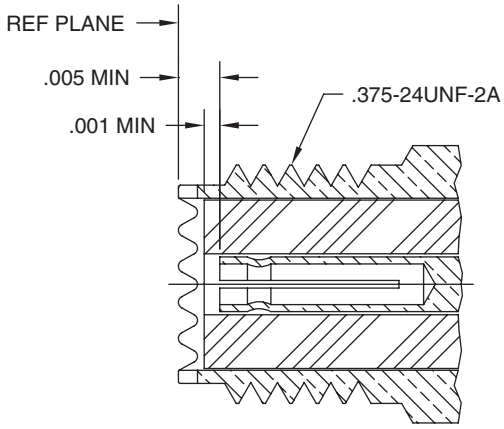

Straight 3-Piece Crimp Plug - Captive contact - flexible cable

P.N.	Cable Group	Plt.	Ins.	Imp.	Crimp Tool
MU1121A1-NT3G-1-50	01	Nickel	Teflon	50	4
MU1121D1-ND3G-1-50	01	Nickel	Delrin	50	4
2 PC Crimp					
MU1121A1-NT3G-1A-50	01A	Nickel	Teflon	50	4
MU1121A1-NT3G-1B-50	01B	Nickel	Teflon	50	3
MU1121A1-NT3G-3-50	03	Nickel	Teflon	50	3
MU1121A1-NT3G-5-50	05	Nickel	Teflon	50	1
MU1121A1-NT3G-05A-50	05A	Nickel	Teflon	50	2
MU1121A1-NT3G-7B-50	07B	Nickel	Teflon	50	4
MU1121A1-NT3G-14-50	14	Nickel	Teflon	50	4

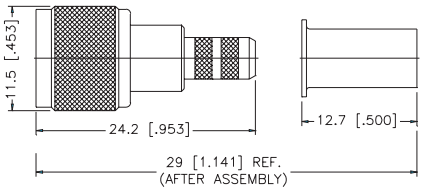

Assembly Instruction V - page 248

Right Angle 2-Piece Crimp Plug - Flexible cable

P.N.	Cable Group	Plt.	Ins.	Imp.	Crimp Tool
MU1112A1-NT3G-1-50	01	Nickel	Teflon	50	4
MU1112A1-NT3G-1A-50	01A	Nickel	Teflon	50	4
MU1112A2-NT3G-5-50	05	Nickel	Teflon	50	3
MU1112A2-NT3G-5A-50	05A	Nickel	Teflon	50	2
MU1112A3-NT3G-7B-50	07B	Nickel	Teflon	50	4

Remark: Cable center conductor soldered to pin directly

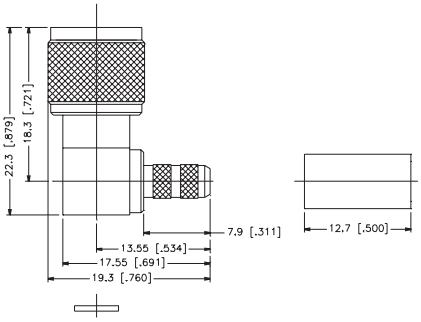

Assembly Instruction I - page 235

Right Angle 3-Piece Crimp Jack - Flexible cable

P.N.	Cable Group	Plt.	Ins.	Imp.	Crimp Tool
MU6121A1-NT3G-1-50	01	Nickel	Teflon	50	3
MU6121B1-ND3G-1-50	01	Nickel	Delrin	50	3
MU6121A1-NT3G-1A-50	01A	Nickel	Teflon	50	4
MU6121A1-NT3G-3-50	03	Nickel	Teflon	50	4
MU6121F1-ND3G-5-50	05	Nickel	Delrin	50	1
MU6121F1-ND3G-5A-50	05A	Nickel	Delrin	50	2
MU6121A1-NT3G-7B-50	07B	Nickel	Teflon	50	4



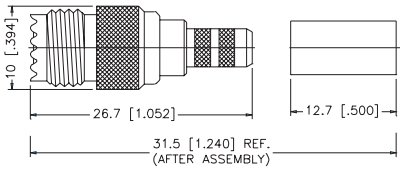

Assembly Instruction J - page 236

Bulkhead Crimp Jack - Flexible Cable

P.N.	Cable Group	Plt.	Ins.	Imp.	Crimp Tool
MU6421A1-NT3G-1-50	01	Nickel	Teflon	50	3
MU6421E1-NT3G-5-50	05	Nickel	Teflon	50	3



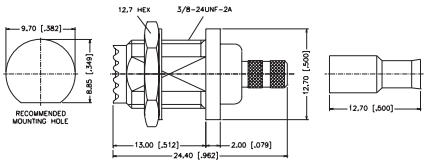

Assembly Instruction J - page 236

Bulkhead Receptacle Jack - Rear Mount

P.N.	Cable Group	Plt.	Ins.	Imp.	Crimp Tool
MU6451B1-NT30G-50	N/A	Nickel	Teflon	50	N/A



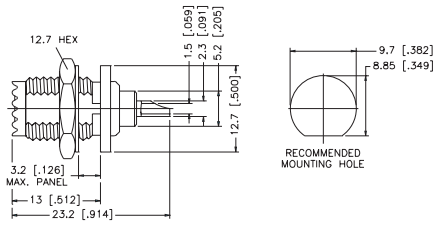

Mini-UHF Terminator Plug

P.N.	Cable Group	Plt.	Ins.	Imp.	Crimp Tool
MU1004A1-NT3G-50R-0.05-1W	N/A	Nickel	Teflon	50	N/A

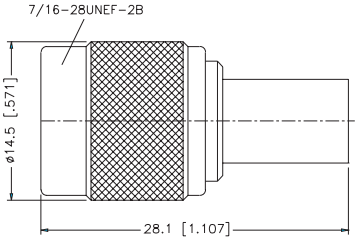

Description

Type F connectors are miniature threaded connectors used extensively in the cable television industry. The connectors feature a 3/8-32 threaded interface, and cable mounted connectors feature crimp termination. Aphmenol's line of F connectors are designed to meet the demands of high speed cable modems and customer interface units. Primary applications are for cable television (CATV), set top boxes, and cable modems.

Features/Benefits

- Patent pending contact design provides a truly cylindrical coaxial contact and provides superior RF performance and excellent insertion/withdrawal characteristics.
- 30 dB return loss to 1 GHz ensures a high performance specification that outperforms competition.
- Multiple PCB mount packages: surface mount, edge mount, right angle and straight.
- Accommodates .022-.042 inch center conductor sizes.

Applications

- Cable Assemblies
- CATV
- CIMs
- Head End Equipment
- High Speed Cable Modems
- Hybrid Fiber Coax Networks
- Set Top Boxes

Type F Receptacles Specifications

Electrical

Impedance	75 Ω
RF Leakage	-100 dB minimum @ 1 GHz
Temperature Range	-40˚F to +140˚F (-40˚C to +60˚C)

Type F Bulkhead Jacks Specifications

Electrical

Impedance	75 Ω
Frequency Range	0-1 GHz
RF Leakage	-100 dB min @ 1GHz
Temperature Range	-40˚F to +140˚F (-40˚C to +60˚C)
Coupling Nuts and Bodies	Brass
Contact	BeCu
Ferrule	Brass/Copper
Insulator	Polypropylene
Plating	Body: Tin Lead Plate
	Contact: Bright Tin Plated
Ferrule:	Tin Lead
Mating	3/8-32 threaded
Cable Attachment	Hex braid crimp
Cable Retention	20 lb minimum

Type F Adapters Specifications

Electrical

Impedance	75 Ω
RF Leakage	-100 dB Minimum @ 1 GHz
Temperature Range	-40˚F to +140˚F (-40˚C to +60˚C)

Straight Crimp Plug - 3-Piece Crimp - Flexible cable

P.N.	Cable Group	Plt.	Ins.	Imp.	Crimp Tool
F1121A1-002-ND3G-9100-75	Belden 9100	Nickel	Delrin	75	5
F1111A1-002-TTT-6-75	06	Bright Tin	Teflon	75	1 or 2
F1121A3-NT3G-7C-50	07C	Nickel	Teflon	50	6
F1121A1-003-ND3G-8-75	08	Nickel	Delrin	75	5
F1111A1-001-NT3G-16-75	16	Nickel	Teflon	75	3
F1111A1-001-NT3G-16A-75	16A	Nickel	Teflon	75	3
F1111A1-002-TTT-19-75	19	Bright Tin	Teflon	75	8

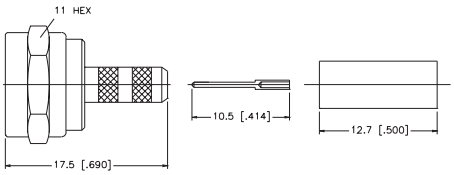

Assembly Instruction J - page 236

Straight Crimp Plug - .085 Semi-Rigid Cable

P.N.	Cable Group	Plt.	Ins.	Imp.	Crimp Tool
F1181A1-TTT-11-50	11	Bright Tin	Teflon	00	N/A
F1181A1-TTT-11-75	11	Bright Tin	Teflon	75	N/A



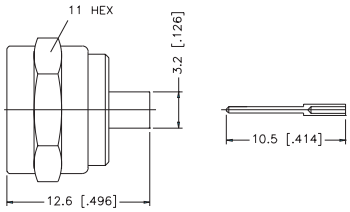

Assembly Instruction E - page 231

Straight Crimp Plug - 1-Piece Crimp - Flexible cable

P.N.	Cable Group	Plt.	Ins.	Imp.	Crimp Tool
F5002-N-3	03	Nickel	N/A	75	5
F5002-N-8	08	Nickel	N/A	75	5
F5002-N-1855A Belden 1855A Cable	-	Nickel	N/A	75	.296 hex
F5002I-N-1186A Belden 1186A Cable RG59/U Double Braid	-	Nickel	N/A	75	.296 hex

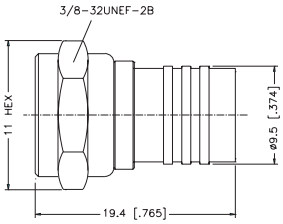

Assembly Instruction W - page 249

Straight Plug - Twist-On - Standard Cable

P.N.	Cable Group	Plt.	Ins.	Imp.	Crimp Tool
F1131A1-N-3	03	Nickel	N/A	75	N/A
F1131A1-N-8	08	Nickel	N/A	75	N/A



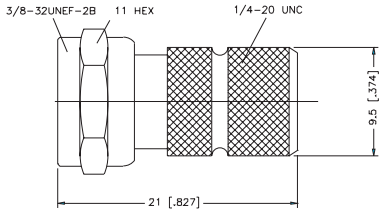

Assembly Instruction O - page 241

Right Angle Crimp Plug - Standard Cable

P.N.	Cable Group	Plt.	Ins.	Imp.	Crimp Tool
F1112A1-NT3G-3-75	03	Nickel	Teflon	75	4
F1112A1-NT3G-8-75	08	Nickel	Teflon	75	5

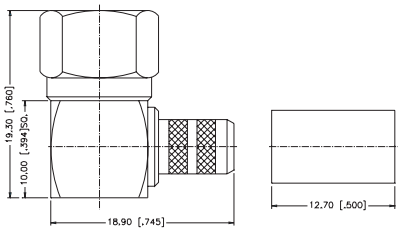

Assembly Instruction I - page 235

Right Angle Plug - Twist - Standard Cable

P.N.	Cable Group	Plt.	Ins.	Imp.	Crimp Tool
OS-7265-NDN-8	08	Nickel	Delrin	75	N/A



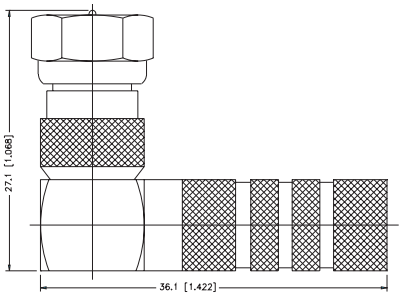

Bulkhead Crimp and Solder Jack - Flexible and Semi-Rigid Cable

P.N.	Cable Group	Plt.	Ins.	Imp.	Crimp Tool
F6411A2-NT3G-3-75	03	Nickel	Teflon	75	4
F6411A1-002-TPPT-6	06	Tin Lead	P.P.	75	1 or 2
F6411A2-TPPT-6A	06A	Tin Lead	P.P.	75	2
F6411A2-NT3G-8-75	08	Nickel	Teflon	75	5
F6481A1-TTT-11	11	Tin Lead	Teflon	75	N/A

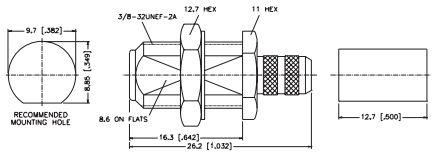

Assembly Instruction E - page 231
Assembly Instruction J - page 236

Bulkhead Receptacle

P.N.	Cable Group	Plt.	Ins.	Imp.	Crimp Tool
F7310-NPPT	N/A	Nickel	P.P.	75	N/A

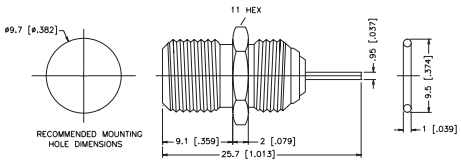

P.N.	Cable Group	Plt.	Ins.	Imp.	Crimp Tool
OS-7223L-NPPT	N/A	Nickel	P.P.	75	N/A
OS-7223B-NPPT	N/A	Nickel	P.P.	75	N/A
With Hex Nut and Lockwasher					

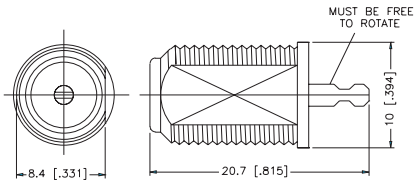

Panel Receptacle - Exposed Teflon

P.N.	Cable Group	Plt.	Ins.	Imp.	Crimp Tool
F6551A1-002-NTT	N/A	Nickel	Teflon	75	N/A



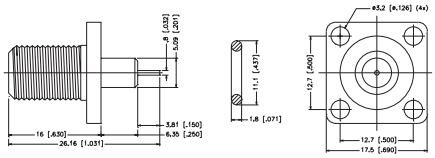

P.C. Board Receptacle

P.N.	Cable Group	Plt.	Ins.	Imp.	Crimp Tool
F625100-NPPT-75	N/A	Nickel	P.P.	75	N/A



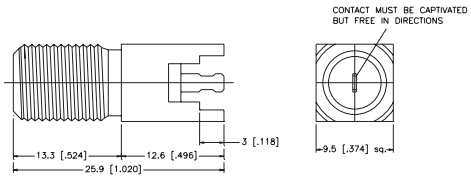

P.C. Board Bulkhead Receptacle

P.N.	Cable Group	Plt.	Ins.	Imp.	Crimp Tool
F625100-003-TT3G-75	N/A	Tin Lead	Teflon	75	N/A



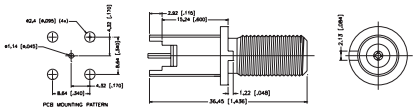

Right Angle P.C. Board Receptacle

P.N.	Cable Group	Plt.	Ins.	Imp.	Crimp Tool
F6252A1-004-TD3G-75	N/A	Tin Lead	Delrin	75	N/A



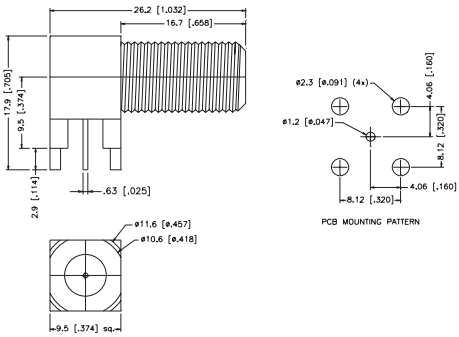

P.N.	Cable Group	Plt.	Ins.	Imp.	Crimp Tool
F6252A1-NPPT	N/A	Nickel	P.P.	75	N/A
F6252A1-NPPT-75 With Hex Nut and Lock Washer	N/A	Nickel	P.P.	75	N/A



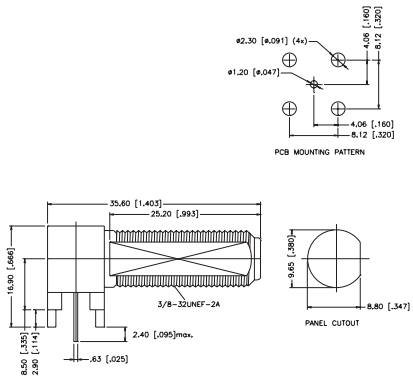

Bulkhead Adapter - Jack-to-Jack

P.N.	Cable Group	Plt.	Ins.	Imp.	Crimp Tool
F900Z-NPPT	N/A	Nickel	P.P.	75	N/A

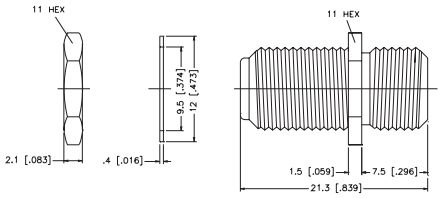

Straight Adapter - Plug-to-Plug

P.N.	Cable Group	Plt.	Ins.	Imp.	Crimp Tool
OS-7234-NDN	N/A	Nickel	Delrin	75	N/A

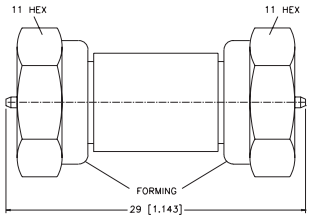

Straight Adapter - Jack-to-Push-On Plug

P.N.	Cable Group	Plt.	Ins.	Imp.	Crimp Tool
OS-7236-NPPN	N/A	Nickel	P.P.	75	N/A

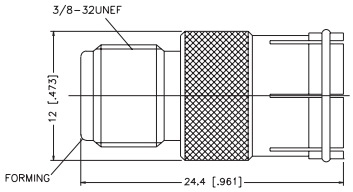

Right Angle Adapter - Plug-to-Jack

P.N.	Cable Group	Plt.	Ins.	Imp.	Crimp Tool
F5072A2-NPPT-75	N/A	Nickel	P.P.	75	N/A



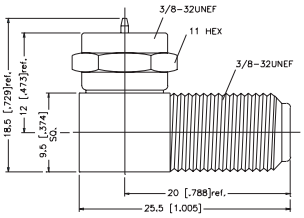

Cap and Chain - Male

P.N.	Cable Group	Plt.	Ins.	Imp.	Crimp Tool
F1005A1-N	N/A	Nickel	N/A	75	N/A



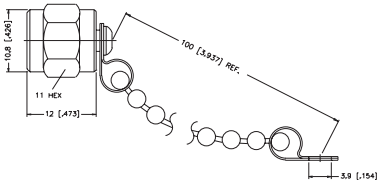

Resistor-Terminated - Male Cap

P.N.	Cable Group	Plt.	Ins.	Imp.	Crimp Tool
OS-7219-N	N/A	Nickel	Teflon	75	N/A

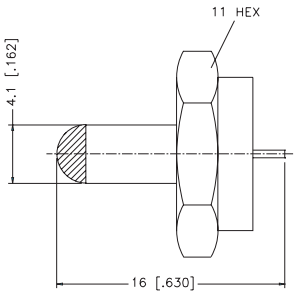

P.N.	Cable Group	Plt.	Ins.	Imp.	Crimp Tool
F1004A1-NT3G-75 Push-On	N/A	Nickel	Teflon	75	N/A

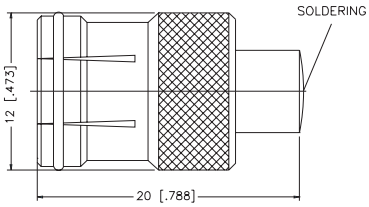

Note:

Description

Twinax and Twin BNC connectors are used with 78 and 95 ohm conductor cables and operates from 0-200 MHz.

Due to the improved shielding characteristic (>30dB), these connectors are used in balanced low level and high sensitivity circuits.

Meets applicable sections of MIL-C-3655

Twinax connectors feature keyway polarization to ensure system integrity and prevent signals from being mixed. Ideal for computer network applications.

Twin BNC features the same two-stud bayonet locking mechanism as standard BNC connectors and polarized contacts (one female, one male) to prevent signals from being mixed. They are ideal for computer network and process control devices.

Features/Benefits

- Polarized key and keyway construction guarantees correct dual contact mate.
- Twinax center pins can be crimped or soldered to provide dual signals from one connector.
- Large threaded connectors designed for rugged use.
- Crimp contacts ensures lower cost of installation.
- Clamp assembly allows quick assembly without requiring special tools.
- 2 Stud bayonet design allows quick and easy coupling.

Applications

- Cable Assemblies
- Components
- Mil-Aerospace
- Computer Networks/LAN
- Process Equipment

Specifications

Electrical

Impedance	Used with 78 ohm and 95 ohm twin conductor cables.
Frequency range	Keyway polarization: 0-200 MHz, 0-500 MHz with caution.
Voltage rating	Keyway polarization: 500 volts peak.

Mechanical

Mating	Keyway polarization: 3/4-20 threaded coupling keyed 90°
Cable affixment	Braid clamp, "V" groove gasket and clamp nut mechanism.

Material

Contacts	Male: brass Female: beryllium copper. Silver plated or gold plated.
Other metal parts	Brass: Nickel finish
Insulators	Copolymer of styrene, Noryl, or polyester, as listed.
Clamp gaskets	Silicone rubber or synthetic rubber

Environmental

Temperature range	Copolymer of Styrene: - 55°C to +85°C Noryl: - 45°C to +121°C
Weatherproof	All Twinax Contact connectors are weatherproof when mated.

NOTE: These characteristics are typical and may not apply to all connectors.

MILITARY SPECIFICATIONS

Amphenol twinaxial connectors, polarized key and keyway construction, meet applicable sections of MIL-C-3655.

Plug

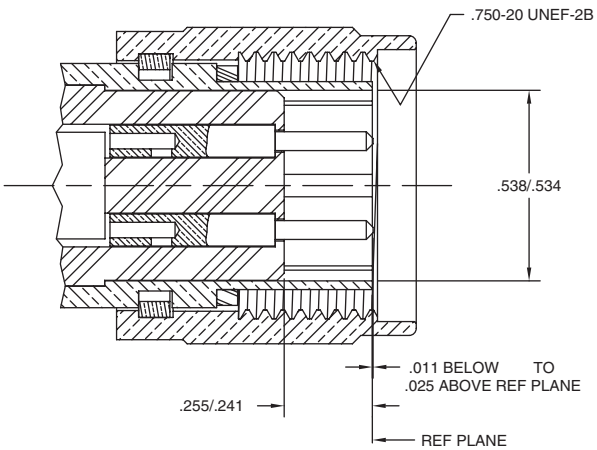

Jack

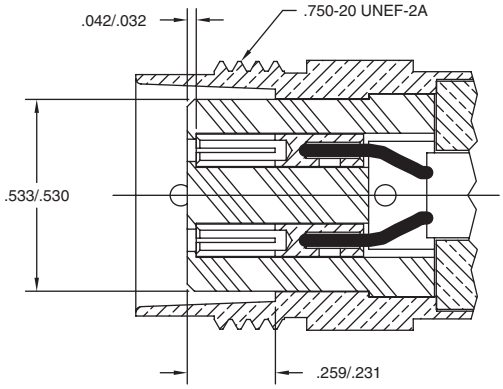

Straight Clamp Plug - Standard Cable

P.N.	Cable Group	Plt.	Ins.	Imp.	Crimp Tool
TWX1141A1-NPB3G-9-95 IBM 7362229 Belden 9207	09	Nickel	PBT Polyester	100	N/A
TWX1141A1-NPB3G-89-95 Belden 89207	09	Nickel	PBT Polyester	100	N/A

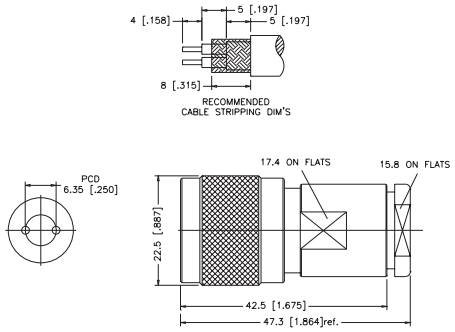

1 gold, 1 silver contact are available
Assembly Instruction R - page 244

P.N.	Cable Group	Plt.	Ins.	Imp.	Crimp Tool
TWX1141K1-NPB3G-9-95	09	Nickel PBT	Polyester	100	N/A

Remark: European Type. With Delrin Bushing 9.3 [.366] x 8 [.315] x 4.5 [.177]

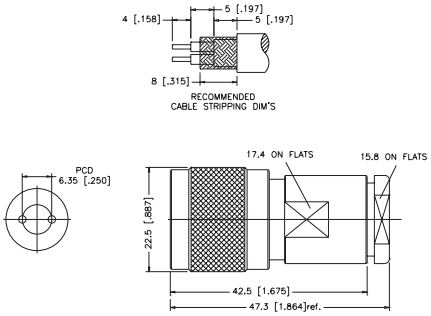

1 gold, 1 silver contact are available
Assembly Instruction R - page 244

Straight Clamp Jack - Standard Cable

P.N.	Cable Group	Plt.	Ins.	Imp.	Crimp Tool
TWX6141A1-NPB3G-9-95	09	Nickel PBT	Polyester	100	N/A

Remark: IBM 6838959

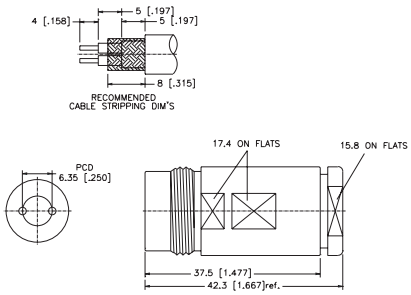

Assembly Instruction R - page 244

Bulkhead Receptacle Jack

P.N.	Cable Group	Plt.	Ins.	Imp.	Crimp Tool
TWX6351B1-NPB3G-95 IBM 7362179	N/A	Nickel PBT	Polyester	100	N/A
TWX6351D1-NPB3G-95 Diecast body	N/A	Nickel PBT	Polyester	100	N/A



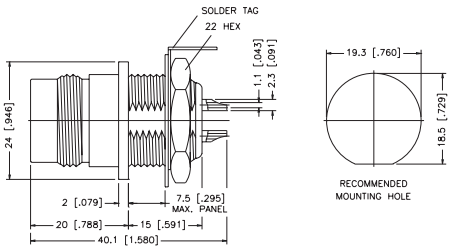

Jack-to-Jack Feedthrough Adapter

P.N.	Cable Group	Plt.	Ins.	Imp.	Crimp Tool
TWX7071A1-NPB3G-95	N/A	Nickel PBT	Polyester	100	N/A

Remark: IBM 7362230



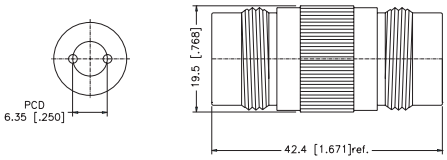

Bulkhead Jack-to-Jack Adapter

P.N.	Cable Group	Plt.	Ins.	Imp.	Crimp Tool
TWX7471B1-NPB3G-95	N/A	Nickel PBT	Polyester	100	N/A

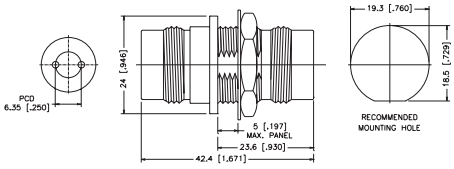

Tee Adapter Jack-to-Jack-to-Jack

P.N.	Cable Group	Plt.	Ins.	Imp.	Crimp Tool
TWX8073A1-NPB3G-95	N/A	Nickel PBT	Polyester	100	N/A

Remark: IBM 6851167



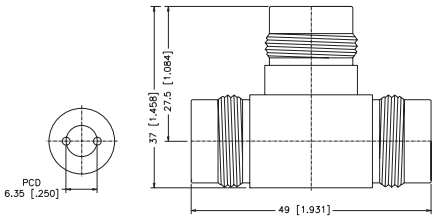

Tee Adapter Jack-to-Plug-to-Jack

P.N.	Cable Group	Plt.	Ins.	Imp.	Crimp Tool
TWX9073A1-NPB3G-95	N/A	Nickel PBT	Polyester	95	N/A

Remark: IBM 4178269



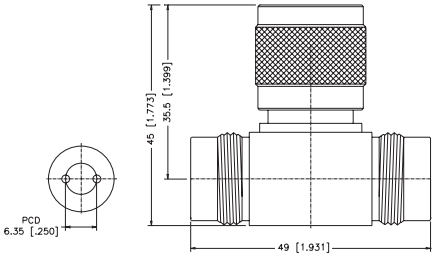

Straight Crimp Plug - Flexible Cable

P.N.	Cable Group	Plt.	Ins.	Imp.	Crimp Tool
TWB1111K1-NPB3G-78	RG-108A/U	Nickel PBT	Polyester	78	N/A



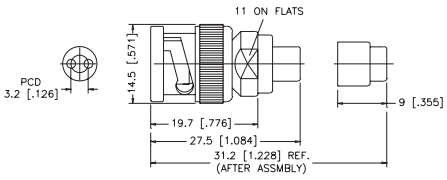

Assembly Instruction J - page 236

Bulkhead Receptacle Jack

P.N.	Cable Group	Plt.	Ins.	Imp.	Crimp Tool
TWB6351B1-NPB3G-95	N/A	Nickel PBT	Polyester	95	N/A



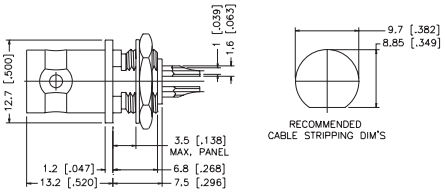

Note:

Description

Amphenol's 81 Series FME Connectors are used for mobile antenna applications and can be adapted for either UHF, Mini-UHF, TNC, BNC and N connector interfaces using BSA adapters.

Features/Benefits

- Crimp assembly providing easy installation
- Between Series adapters available for ease of adaptability

Applications

- Telecommunications
- Wireless

Specifications

Electrical

Impedance	50 Ω nominal
Frequency Range	DC -200 MHz

Mechanical

Mating	M8XP .75 thd.
Cable Affixment	Crimp

Material

Body, coupling sleeve, male contact	Brass
Female contact	Phosphor Bronze
Crimp Ferrule	Brass
Plating	Contacts: Gold Other metal parts: Nickel
Insulator	Teflon or Delrin

Plug

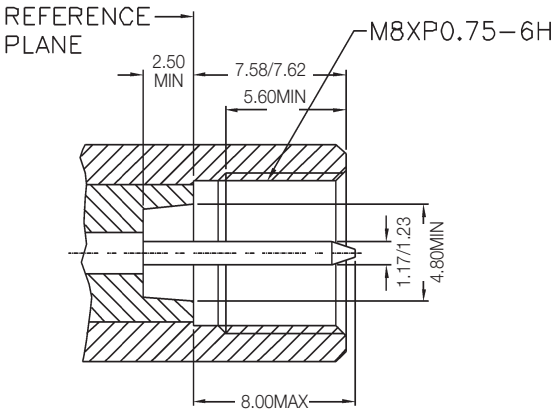

Jack

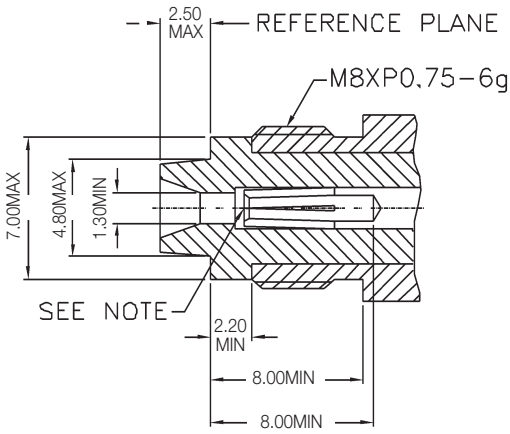

Straight Crimp Plug - Flexible Cable

P.N.	Cable Group	Plt.	Ins.	Imp.	Crimp Tool
FME1121A3-NT3G-1-50	01	Nickel	Teflon	50	3 or 4
FME1121A3-NT3G-3-50	03	Nickel	Teflon	50	4
FME1121A4-NT3G-5-50	05	Nickel	Teflon	50	2
FME1121G1-NT3G-14-50	14	Nickel	Teflon	50	2

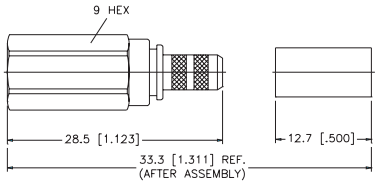

Assembly Instruction J - page 236

Straight Crimp Jack - Flexible Cable

P.N.	Cable Group	Plt.	Ins.	Imp.	Crimp Tool
Teflon/Captured					
FME6121B1-NT3G-1-50	01	Nickel	Teflon	50	3 or 4
Delrin/Noncaptured					
FME6121B1-ND3G-1-50	01	Nickel	Delrin	50	3 or 4
FME6121E1-ND3G-5-50	05	Nickel	Delrin	50	3
FME6121A2-002-ND3G-7B-50	07B	Nickel	Delrin	50	2



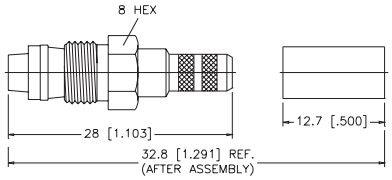

Assembly Instruction J - page 236

Bulkhead Crimp Plug

P.N.	Cable Group	Plt.	Ins.	Imp.	Crimp Tool
FME1421A2-NT3G-5-50	05	Nickel	Teflon	50	2
FME1421A3-001-N/TT3G-50	26	Nickel	Teflon	50	N/A



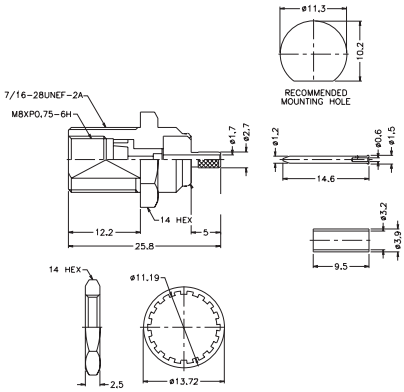

Assembly Instruction J - page 236

Nipple Plug to Nipple Plug

P.N.	Cable Group	Plt.	Ins.	Imp.	Crimp Tool
FME2071A1-NTS-50	N/A	Nickel	Teflon	50	N/A



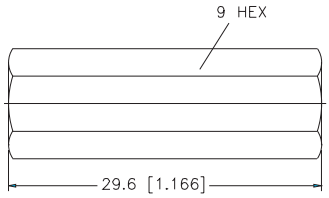

Description

The compact European design of the 1.0/2.3 series permits dense connector packing; they are ideally suited to applications where space limitation is a factor.
Versions are available with threaded coupling mechanisms which provide positive mating or a unique push-pull coupling system which allows quick installation. The Amphenol push-pull process is patented and ensures positive locking.

Amphenol 1.0/2.3 coaxial connectors are 50 Ω and 75 Ω units operating from 0-10 GHz. This series complies with DIN 41626, DIN 47297, and NFC 93-571 international specifications.

For crimping the inner contact please use our standard tool M22520/2-01 and locator AC-Positioner K41.

Features/Benefits

- Push-pull coupling with patented locking mechanism allows quick installation
- Push-pull offers safe coupling.
- Locking mechanism will not vibrate loose as threaded connectors are prone to do.
- Push-pull connectors can be more densely packed saving panel space in components that are shrinking in size.

Applications

- Amplifiers
- Base Stations
- Cable Assemblies
- Components
- Filter
- Routers
- Switching Equipment
- Telecom

1.0/2.3 Coaxial Connectors

Specifications

Electrical

IImpedance	50 Ω
Frequency Range	0-10 GHz
Voltage Rating	250 volts peak
Contact Resistance	Center contact: 6 Ω: Outer contact: 3 Ω
Insulation Resistance	10,000 megaohms

Mechanical

Mating	Slide-on, push-pull, threaded
Braid/Jacket Cable Affixment	Hex crimp
Center Conductor Cable Affixment	Crimp or solder
Captivated Contacts	All crimps

Material

Male Contact	Brass
Female Contact	Beryllium copper center and outer, gold plated
Insulator	Teflon
Crimp Ferrule	Copper

Environmental

Temperature Range	-40˚ C to + 155˚ C
Connector Durability	500 matings

Plug

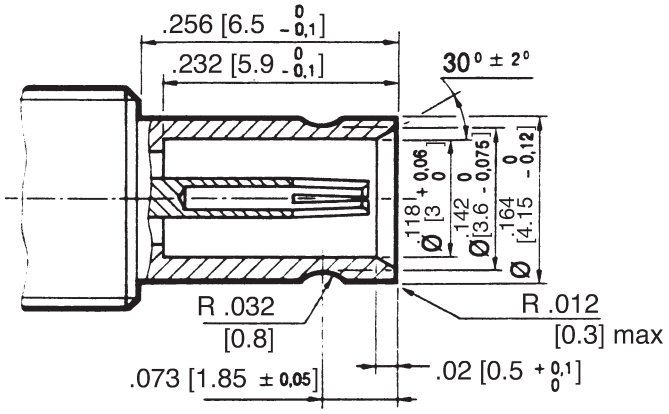

Jack

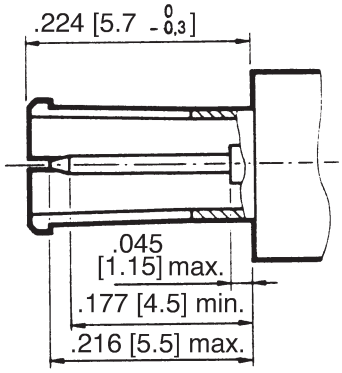

Push Pull Straight Plug Full Crimp

P.N.	Cable Group	Plt.	Ins.	Imp.	Tool Ferrule	Tool inner contact*
1231121D1-E06	6	Nickel	Teflon	75	Ace-tool 1	6**
1231121D1-E16	16	Nickel	Teflon	75	Ace-tool 3	5
1231121D1-E16A	16A	Nickel	Teflon	75	Ace-tool 3	5***
1231121D1-E20	20	Nickel	Teflon	75	Ace-tool 2	5
1231121D1-E21	21	Nickel	Teflon	75	Ace-tool 2	6
1231121D1-E22	22	Nickel	Teflon	75	Ace-tool 3	5
1231121D1-E23	23	Nickel	Teflon	75	10	6
1231121D1-E24	24	Nickel	Teflon	75	Ace-tool 2	6

*crimp instruction inner contact, locator adjust to:

**(RG179 or RG187A to 3), (RA8000 to 1)

***(BT3002 to 3)



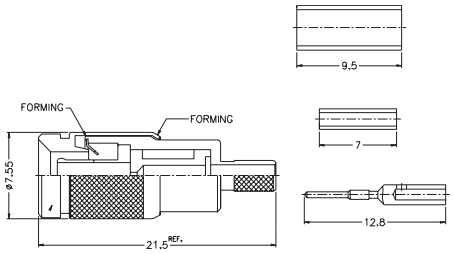

Assembly Instruction J - page 236

P.N.	Cable Group	Plt.	Ins.	Imp.	Tool Ferrule	Tool inner contact*
1231112D1-E06	6	Nickel	Teflon	75	Ace-tool 1	N/A
1231112D1-E16	16	Nickel	Teflon	75	Ace-tool 3	N/A
1231112D1-E16A	16A	Nickel	Teflon	75	Ace-tool 3	N/A
1231112D1-E20	20	Nickel	Teflon	75	Ace-tool 2	N/A
1231112D1-E21	21	Nickel	Teflon	75	Ace-tool 2	N/A
1231112D1-E22	22	Nickel	Teflon	75	Ace-tool 3	N/A
1231112D1-E23	23	Nickel	Teflon	75	10	N/A
1231112D1-E24	24	Nickel	Teflon	75	Ace-tool 1	N/A



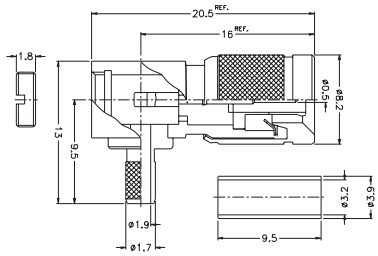

Assembly Instruction I - page 235

Push Pull 45 Degrees Plug Solder Crimp

P.N.	Cable Group	Plt.	Ins.	Imp.	Tool Ferrule	Tool inner contact*
1231110L2-E06	6	Nickel	Teflon	75	Ace-tool 1	N/A
1231110L2-E16	16	Nickel	Teflon	75	Ace-tool 3	N/A
1231110L2-E16A	16A	Nickel	Teflon	75	Ace-tool 3	N/A
1231110L2-E20	20	Nickel	Teflon	75	Ace-tool 2	N/A
1231110L2-E21	21	Nickel	Teflon	75	Ace-tool 2	N/A
1231110L2-E22	22	Nickel	Teflon	75	Ace-tool 3	N/A
1231110L2-E23	23	Nickel	Teflon	75	10	N/A



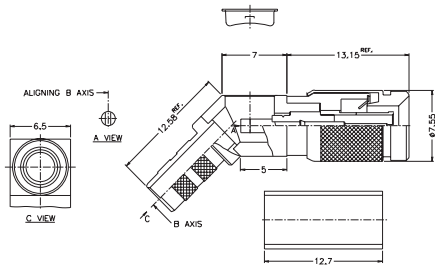

Assembly Instruction J - page 236

Straight Bulkhead Crimp Jack

P.N.	Cable Group	Plt.	Ins.	Imp.	Tool Ferrule	Tool inner contact*
1236421A1-E06	6	Nickel	Teflon	75	Ace-tool 1	6**
1236421A1-E16	16	Nickel	Teflon	75	Ace-tool 3	5
1236421A1-E16A	16A	Nickel	Teflon	75	Ace-tool 3	5***
1236421A1-E20	20	Nickel	Teflon	75	Ace-tool 2	5
1236421A1-E21	21	Nickel	Teflon	75	Ace-tool 7	6
1236421A1-E22	22	Nickel	Teflon	75	Ace-tool 3	5
1236421A1-E23	23	Nickel	Teflon	75	10	6
1236421A1-E24	24	Nickel	Teflon	75	Ace-tool 2	6

*crimp instruction inner contact, locator adjust to:

**(RG179 or RG187 to 3),(RA 8000 to 1)
***(BT3002 to 3)



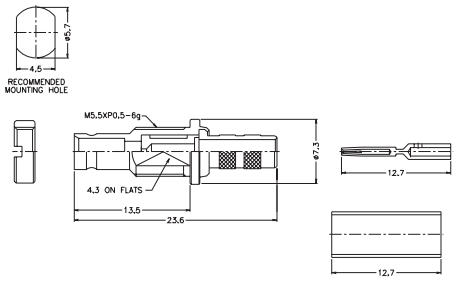

Right Angled Bulkhead Solder Crimp Jack

P.N.	Cable Group	Plt.	Ins.	Imp.	Tool Ferrule	Tool inner contact*
1236412A1-E06	6	Nickel	Teflon	75	Ace-tool 1	N/A
1236412A1-E16	16	Nickel	Teflon	75	Ace-tool 3	N/A
1236412A1-E16A	16A	Nickel	Teflon	75	Ace-tool 3	N/A
1236412A1-E20	20	Nickel	Teflon	75	Ace-tool 2	N/A
1236412A1-E21	21	Nickel	Teflon	75	Ace-tool 2	N/A
1236412A1-E22	22	Nickel	Teflon	75	Ace-tool 3	N/A
1236412A1-E23	23	Nickel	Teflon	75	10	N/A
1236412A1-E24	24	Nickel	Teflon	75	Ace-tool 1	N/A

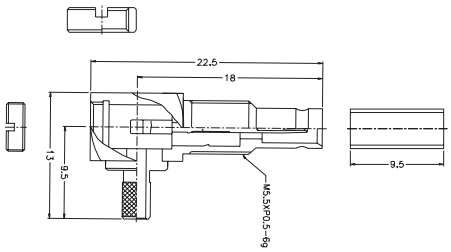

Assembly Instruction I - page 235

Straight PCB Receptacle

P.N.	Cable Group	Plt.	Ins.	Imp.	Tool Ferrule	Tool inner contact*
1236251B1-ES1	N/A	Gold	Teflon	50	N/A	N/A
123625100-ES2	N/A	Gold	Teflon	75	N/A	N/A



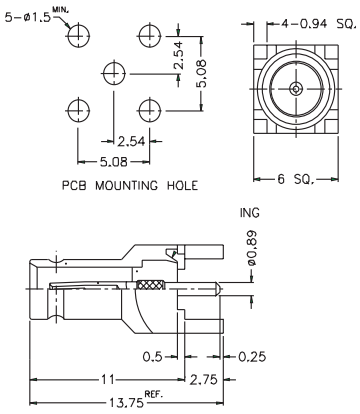

Right Angled PCB Receptacle

P.N.	Cable Group	Plt.	Ins.	Imp.	Tool Ferrule	Tool inner contact*
1236252AF-ER1	N/A	Gold	Teflon	50	N/A	N/A
1236252AF-ER2	N/A	Gold	Teflon	50	N/A	N/A



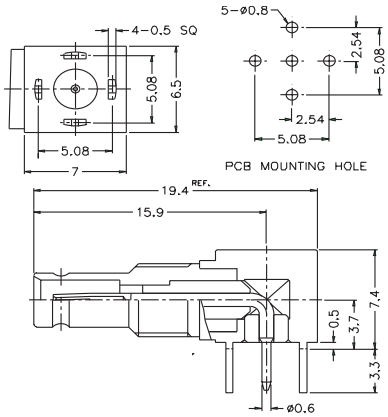

Straight Press-Fit Jack

Group	Cable Plt.	Ins.	Imp.	Ferrule	Tool contact*	Tool inner P.N.
1236251PF-ES1	N/A	Gold	Telfon	50	N/A	N/A
1236251PF-ES2	N/A	Gold	Telfon	50	N/A	N/A
1236251PF-ES3	N/A	Gold	Telfon	50	N/A	N/A



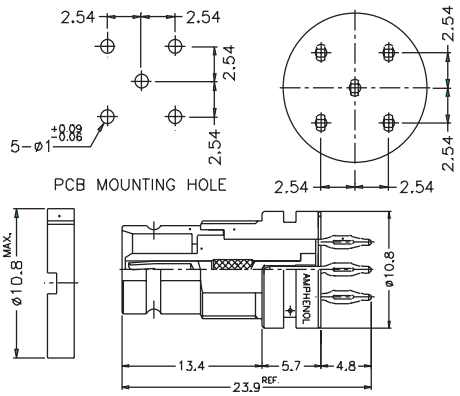

Rigth Angled Press-Fit Jack

Group	Cable Plt.	Ins.	Imp.	Ferrule	Tool contact*	Tool inner P.N.
1236252PF-ER1	N/A	Gold	Telfon	50	N/A	N/A



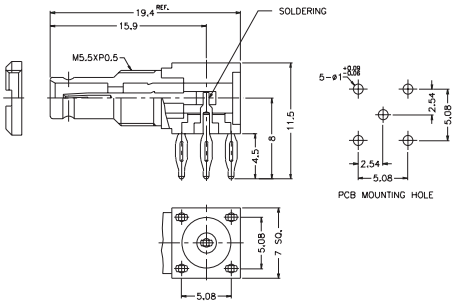

U-link

P.N.	Cable Group	Plt.	Ins.	Imp.	Tool Ferrule	Tool inner contact*
1232076A1-P15	N/A	Nickel	Teflon	50	N/A	N/A



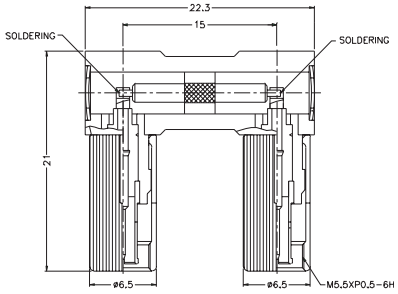

Description

The 1.6/5.6 series is a European design with two coupling versions: Threaded provides positive mating, Push-pull allows quick installation. Amphenol 1.6/5.6 coaxial connectors are miniature 75 ohm units operating from 0-1GHz.

The compact design of the 1.6/5.6 permits dense connector packing making these connectors ideally suited to applications where space limitation is a factor.

This series complies with DIN 47295, DIN 41626, DIN 47297, NFC 93-569, NFC 93-570, IEC 169-13, and the CECC 22230 standards.

For crimping the inner contact please use our standard tool M22520/2-01 and locator AC-Positioner K41.

Features/Benefits

- Meets IEC 169-13, DIN 47295 and NFC 93-570 international specifications designed for SMT.
- Plugs and bulkhead jacks are available in crimp-crimp termination versions to ensure high reliability in connector assembly and a lower cost installation method.
- Threaded coupling designed for quick connect/disconnect allows safe coupling.

Applications

- Base Stations
- Cable Assemblies
- Computer / LAN
- Routers
- Switching Equipment
- Telecom
- Wireless

1.6/5.6 Coaxial Connectors

Specifications

Electrical

Impedance	75 Ω
Frequency range	0-1 GHz
Voltage rating	330 volt peak
Contact resistance:	
Center contact	4 milliohm
Outer contact	2 milliohm
Insulation resistance:	10,000 MΩ

Mechanical

Mating	M9 x 0.5 threaded coupling
Cable affixment	(center conductor)
Crimp or solder	Captivated contacts
All crimps	

Material

Contacts	Male: Brass
	Female: (center and outer) Beryllium copper.
	Gold plated
Other metal parts	Brass, nickel plated
Insulators	Teflon
Crimp ferrule	Copper

Environmental

Temperature Range	- 40°C to +155°C
Connector Durability	500 matings

Note: These characteristics are typical but may not apply to all connectors.

Plug

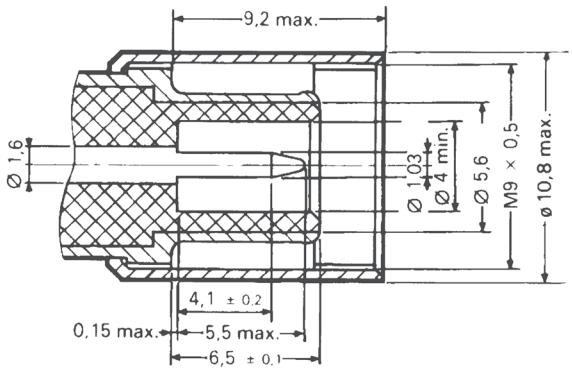

Jack

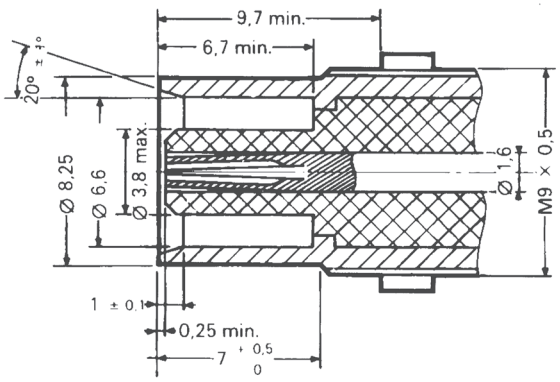

Straight Screw Plug Full Crimp

P.N.	Cable Group	Plt.	Ins.	Imp.	Tool Ferrule	Tool inner contact*
1561121AF-E06	6	Nickel	Teflon	75	Ace-tool 1	5
1561121AF-E16	16	Nickel	Teflon	75	Ace-tool 3	5
1561121AF-E16A	16A	Nickel	Teflon	75	Ace-tool 3	5**
1561121AF-E20	20	Nickel	Teflon	75	Ace-tool 2	5
1561121AF-E21	21	Nickel	Teflon	75	Ace-tool 2	6
1561121A1-E22	22	Nickel	Teflon	75	Ace-tool 3	5
1561121A1-E23	23	Nickel	Teflon	75	10	6
1561121AF-E24	24	Nickel	Teflon	75	Ace-tool 1	6
1561121AF-E25	25	Nickel	Teflon	75	Ace-tool 7	6

*crimp instruction inner contact, locator adjust to:

**(BT3002 to 3)

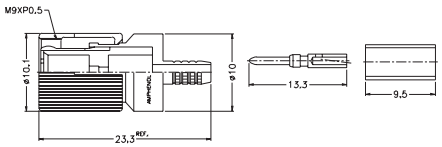

Assembly Instruction J - page 236

Push Pull Straight Plug Full Crimp

P.N.	Cable Group	Plt.	Ins.	Imp.	Tool Ferrule	Tool inner contact*
1561121L1-E06	6	Nickel	Teflon	75	Ace-tool 1	5
1561121LF-E16	16	Nickel	Teflon	75	Ace-tool 3	5
1561121LF-E16A	16A	Nickel	Teflon	75	Ace-tool 3	5**
1561121LF-E20	20	Nickel	Teflon	75	Ace-tool 2	5
1561121LF-E21	21	Nickel	Teflon	75	Ace-tool 2	6
1561121L1-E22	22	Nickel	Teflon	75	Ace-tool 3	5
1561121L1-E23	23	Nickel	Teflon	75	10	6
1561121LF-E24	24	Nickel	Teflon	75	Ace-tool 1	6
1561121L1-E25	25	Nickel	Teflon	75	Ace-tool 7	6

*crimp instruction inner contact, locator adjust to:

**(BT3002 to 3)



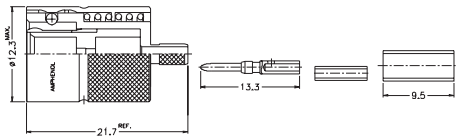

Assembly Instruction J - page 236

Push Pull Right Angled Plug Solder Crimp

P.N.	Cable Group	Plt.	Ins.	Imp.	Tool Ferrule	Tool inner contact*
1561112L2-E06	6	Nickel	Teflon	75	Ace-tool 1	N/A
1561112L1-E16	16	Nickel	Teflon	75	Ace-tool 3	N/A
1561112L1-E16A	16A	Nickel	Teflon	75	Ace-tool 3	N/A
1561112L1-E20	20	Nickel	Teflon	75	Ace-tool 2	N/A
1561112L1-E21	21	Nickel	Teflon	75	Ace-tool 2	N/A
1561112L2-E22	22	Nickel	Teflon	75	Ace-tool 3	N/A
1561112L1-E23	23	Nickel	Teflon	75	10	N/A
1561112L2-E24	24	Nickel	Teflon	75	Ace-tool 1	N/A
1561112L1-E25	25	Nickel	Teflon	75	Ace-tool 7	N/A



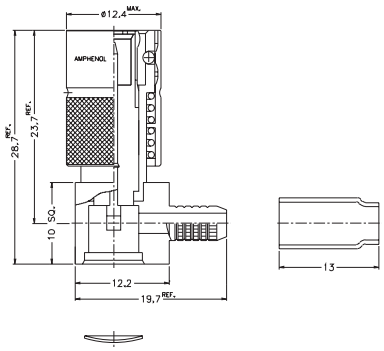

Assembly Instruction I - page 235

Right Angle Crimp Plug - Flexible Cable

P.N.	Cable Group	Plt.	Ins.	Imp.	Crimp Tool
1561112A1-N/3GT3G-6-75	06	Gold	Teflon	75	1
1561112A1-N/3GT3G-3-75	03	Gold	Teflon	75	4



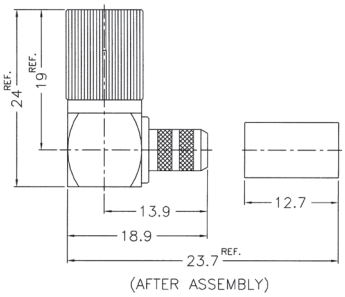

Assembly Instruction I - page 235

Bulkhead Receptacle Jack Full Crimp

P.N.	Cable Group	Plt.	Ins.	Imp.	Tool Ferrule	Tool inner contact *
1566421AF-E06	6	Gold	Teflon	75	Ace-tool 1	5
1566421AF-E16	16	Gold	Teflon	75	Ace-tool 3	5
1566421AF-E16A	16A	Gold	Teflon	75	Ace-tool 3	5**
1566421AF-E20	20	Gold	Teflon	75	Ace-tool 2	5
1566421AF-E21	21	Gold	Teflon	75	Ace-tool 7	6
1566421AF-E22	22	Gold	Teflon	75	Ace-tool 3	5
1566421A1-E23	23	Gold	Teflon	75	10	6
1566421AF-E24	24	Gold	Teflon	75	Ace-tool 1	6
1566421AF-E25	25	Gold	Teflon	75	Ace-tool 7	6

*crimp instruction inner contact, locator adjust to:
**(BT3002 to 3)



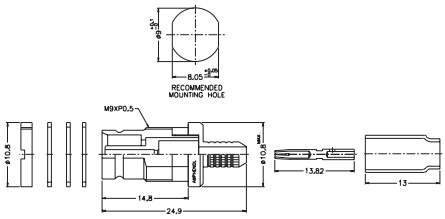

Assembly Instruction J - page 236

Bulkhead Right Angled Receptacle Solder Crimp

P.N.	Cable Group	Plt.	Ins.	Imp.	Tool Ferrule	Tool inner contact*
1566412AF-E06	6	Nickel	Teflon	75	Ace-tool 1	N/A
1566412A1-E16	16	Nickel	Teflon	75	Ace-tool 3	N/A
1566412AF-E16A	16A	Nickel	Teflon	75	Ace-tool 3	N/A
1566412A1-E20	20	Nickel	Teflon	75	Ace-tool 2	N/A
1566412AF-E21	21	Nickel	Teflon	75	Ace-tool 7	N/A
1566412A1-E22	22	Nickel	Teflon	75	Ace-tool 3	N/A
1566412A1-E23	23	Nickel	Teflon	75	10	N/A
1566412A1-E24	24	Nickel	Teflon	75	Ace-tool 1	N/A
1566412A1-E25	25	Nickel	Teflon	75	Ace-tool 7	N/A



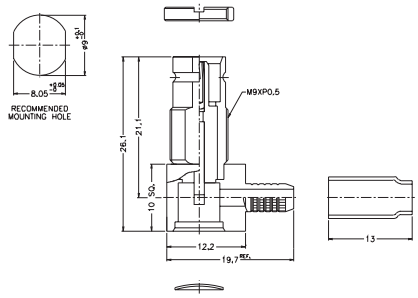

Assembly Instruction I - page 235

Straight Bulkhead Crimp Jack - Flexible Cable

P.N.	Cable Group	Plt.	Ins.	Imp.	Crimp Tool
1566421A1-N/3GT3G-6-75	06	Gold	Teflon	75	1
1566421A1-N/3GT3G-3-75	03	Gold	Teflon	75	4



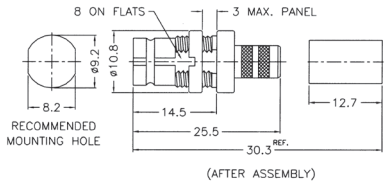

Assembly Instruction J - page 236

Straight Bulkhead Clamp Jack - Flexible Cable

P.N.	Cable Group	Plt.	Ins.	Imp.	Crimp Tool
1566441A1-N/3GT3G-6-75	06	Gold	Teflon	75	N/A
1566441A1-N/3GT3G-3-75	03	Gold	Teflon	75	N/A



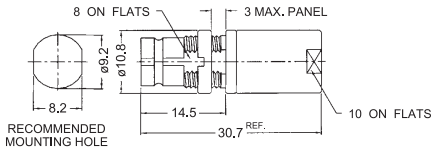

Assembly Instruction Y - page 251

Right Angle Bulkhead Clamp jack - Flexible Cable

P.N.	Cable Group	Plt.	Ins.	Imp.	Crimp Tool
1566442A1-N/3GT3G-6-75	06	Gold	Teflon	75	N/A
1566442A1-N/3GT3G-3-75	03	Gold	Teflon	75	N/A



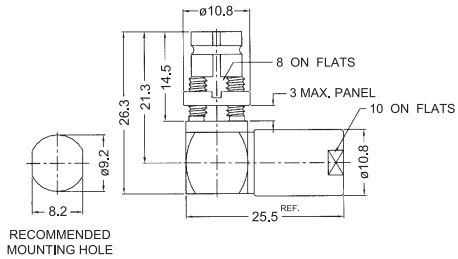

Assembly Instruction Y - page 251

Straight PCB Receptacle

P.N.	Cable Group	Plt.	Ins.	Imp.	Tool Ferrule	Tool inner contact*
1566251AF-ES1	N/A	Gold	Teflon	75	N/A	N/A
1566251M1-ES2	N/A	Gold	Teflon	75	N/A	N/A
1566251AF-ES3	N/A	Gold	Teflon	75	N/A	N/A



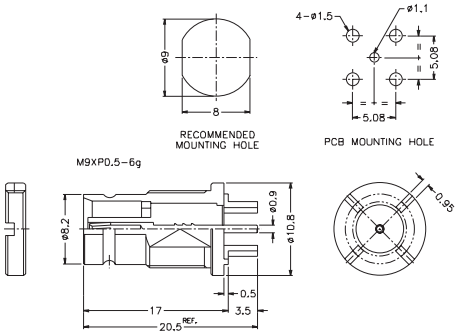

Right Angled PCB Receptacle

P.N.	Cable Group	Plt.	Ins.	Imp.	Tool Ferrule	Tool inner contact*
1566252AF-ER1	N/A	Gold	Teflon	75	N/A	N/A
1566252AF-ER2	N/A	Gold	Teflon	75	N/A	N/A



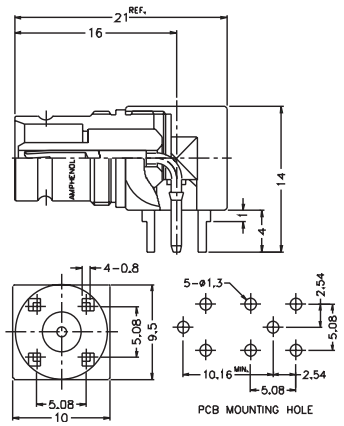

Straight Bulkhead Jack for P.C. Board

P.N.	Cable Group	Plt.	Ins.	Imp.	Crimp Tool
1566251M1-N/3GT3G-75	N/A	Gold	Teflon	75	N/A



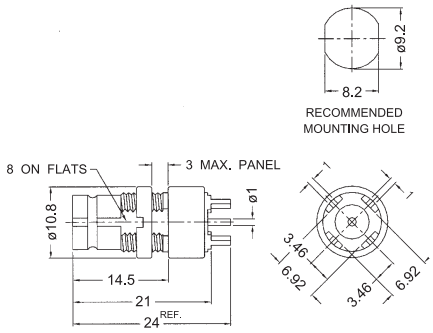

Assembly Instruction M - page 239

Straight Press fit jack

P.N.	Cable Group	Plt.	Ins.	Imp.	Tool Ferrule	Tool inner contact*
1566251PF-ES1	N/A	Gold	Teflon	75	N/A	N/A
1566251PF-ES2	N/A	Gold	Teflon	75	N/A	N/A
1566251PF-ES3	N/A	Gold	Teflon	75	N/A	N/A
1566251PF-ES4	N/A	Gold	Teflon	75	N/A	N/A



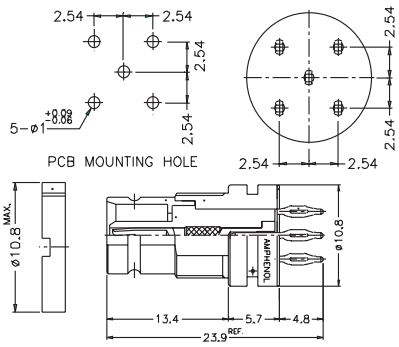

Adapters / U-Link

P.N.	Cable Group	Plt.	Ins.	Imp.	Tool Ferrule	Tool inner contact*
1562076A2-P15	N/A	Nickel	Teflon	75	N/A	N/A
1562076A2-P30	N/A	Nickel	Teflon	75	N/A	N/A



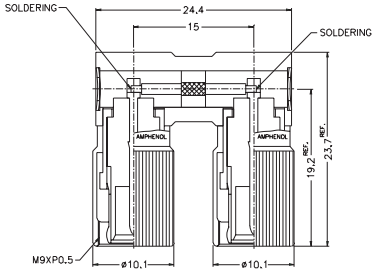

Plug-to-Plug Adapter

P.N.	Cable Group	Plt.	Ins.	Imp.	Crimp Tool
1562071A1-N/3GT3G-75	N/A	Gold	Teflon	75	N/A



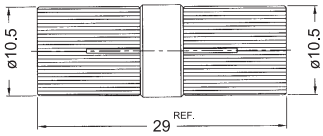

Plug-to-Jack-to-Plug 'Y' Link Adapter

P.N.	Cable Group	Plt.	Ins.	Imp.	Crimp Tool
1564077A1-N/3GT3G-75	N/A	Gold	Teflon	75	N/A
1564077A3-P15	N/A	Nicke	Teflon	75	N/A

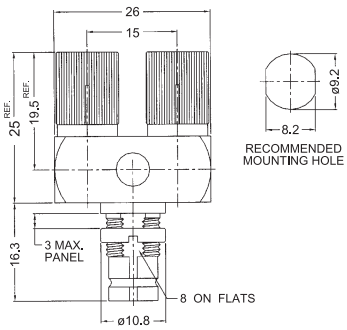

Jack-to-Jack Bulkhead Adapter

P.N.	Cable Group	Plt.	Ins.	Imp.	Crimp Tool
1567471A1-N/3GT3G-75	N/A	Gold	Teflon	75	N/A



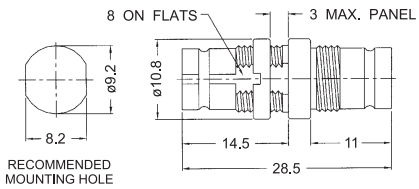

Jack-to-Jack-to-Jack 'Y' Link Adapter

P.N.	Cable Group	Plt.	Ins.	Imp.	Crimp Tool
1568077A1-N/3GT3G-75	N/A	Gold	Teflon	75	N/A

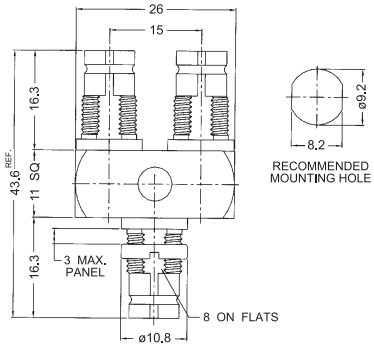

Description

A filtered connector is the combination of filter elements in a connector, forming one neat, compact interconnect device that can filter unwanted EMI. The most popular configuration is when capacitors are mounted inside the connector between each of the contacts and the connector ground shell. Capacitively decoupled RF-connectors are intermatable and interchangeable with standard non-filtered versions.

Features/Benefits

- Better EMI Control
- PCB Space Savings
- Cost Savings
- Easy EMI/RFI Upgrade
- EMC Compliance & Immunity

Applications

- Medical Equipement
- Telecommunications
- Test and Measurement
- Communication Equipement

Filtered Coaxial Connectors

Specifications

Electrical

Capacitance	10.000pF	
Volting rating	200VDC	
Dielectric withstanding voltage	600VDC (2000 VDC for rear Mount)	
Filter insertion loss (dB)	1 MHZ	4
(per Mil-STD-220@	5 MHZ	16
C and no load)	10 MHZ	18
	30 MHZ	25
	50 MHZ	30
	1000 MHZ	30
	Other capacitance values are available, consult with Amphenol	

Mechanical

Male contact	Brass, gold plated
Female contact	Beryllium Copper, gold plated
Metal parts	Brass, nickel plated
Insulator	Noryl or Teflon
UL file no.	E135615
CSA file no.	LR68598

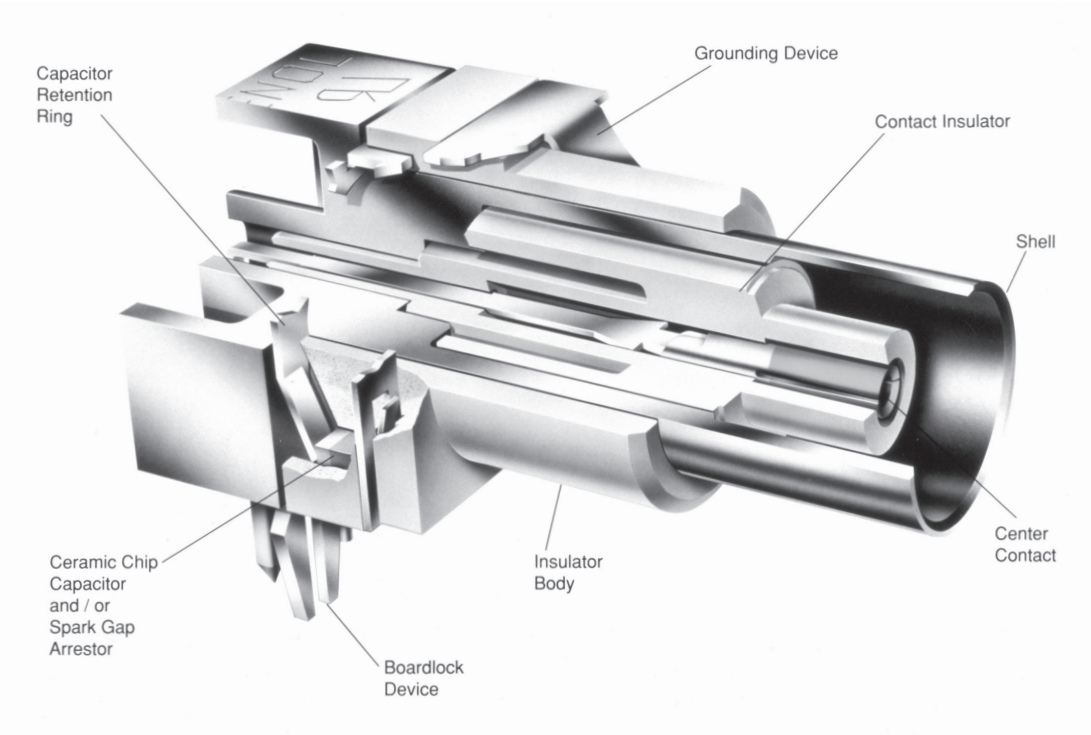

Right Angle P.C. Board Front Mount BNC Jack

P.N.	Cable Group	Plt.	Ins.	Imp.	Crimp Tool
456-107	N/A	Nickel	Teflon	75	N/A

Front mount BNC packaging consist of connector, insulating washer, filter ring, lock washer and hex nut.

Remark: Consult Amphenol for 50 Ohm version.



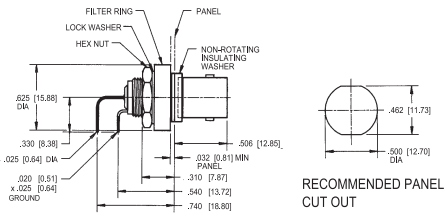

Right Angle P.C. Board Rear mount BNC Jack

P.N.	Cable Group	Plt.	Ins.	Imp.	Crimp Tool
456-117 Filtered (10.000 pF)	N/A	Nickel	Teflon	50	N/A
456-717 Filtered (10.000 pF)	N/A	Nickel	Teflon	75	N/A
456-117S Filtered (5000 pF), 1000V Spark gap	N/A	Nickel	Teflon	50	N/A
456-717S Filtered (5000 pF), 1000V Spark gap	N/A	Nickel	Teflon	75	N/A
456-117F Filtered (5000 pF), 1000V Spark Gap, 1M Resistor	N/A	Nickel	Teflon	50	N/A
456-717F Filtered (5000 pF), 1000V Spark Gap, 1M Resistor	N/A	Nickel	Teflon	75	N/A
456-117G Grounded	N/A	Nickel	Teflon	50	N/A
456-717G Grounded	N/A	Nickel	Teflon	50	N/A
456-117NF Non-Filtered, Panel Insulated (no ground spring)	N/A	Nickel	Teflon	50	N/A
456-717NF Non-Filtered, Panel Insulated (no ground spring)	N/A	Nickel	Teflon	75	N/A



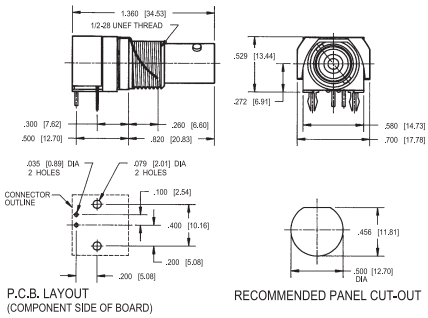

Straight P.C. Board Mount BNC Jack

P.N.	Cable Group	Plt.	Ins.	Imp.	Crimp Tool
456-107A Filtered, Board Thickness 3.18mm (.125), "A" 4.32mm (.170)	N/A	Nickel	Teflon	75	N/A
456-107ANF Non-Filtered, Board Thickness 3.18mm (.125), "A" 4.32mm (.170)	N/A	Nickel	Teflon	75	N/A
456-107B Filtered, Board Thickness 5.08mm (.200), "A" 6.48mm (.255)	N/A	Nickel	Teflon	75	N/A
456-107BNF Non-Filtered, Board thickness 5.08mm (.200), "A" 6.48mm (6.48)	N/A	Nickel	Teflon	75	N/A

Remark: Consult Amphenol for 50 Ohm version.



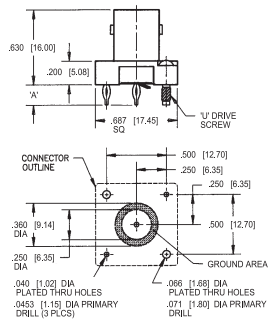

Bulkhead Receptacle Jack - Front Mount - Solder Cup

P.N.	Cable Group	Plt.	Ins.	Imp.	Crimp Tool
456-107SG	N/A	Nickel	Teflon	50	N/A
456-107TG	N/A	Nickel	Teflon	75	N/A

Front Mount BNC packaging consist of connector, insulator, insulating washer, filter ring, ground washer and hex nut.

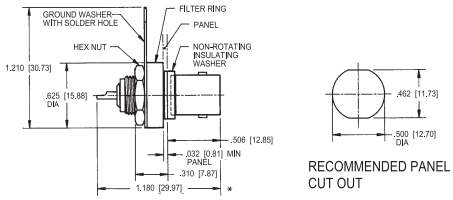

Bulkhead receptacle BNC Jack - Rear Mount - Crimp

P.N.	Cable Group	Plt.	Ins.	Imp.	Crimp Tool
456-208 Filtered (10.000 pF)	06	Nickel	Teflon	50	2
456-218 Filtered (10.000 pF)	06	Nickel	Teflon	75	2
456-208G Grounded	06	Nickel	Teflon	50	2
456-218G Grounded	06	Nickel	Teflon	75	2

Remark: Also available with Spark gap and / or resistor.
Other Cable Sizes Available.



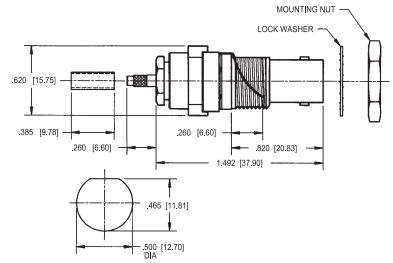

Bulkhead Receptacle TNC Jack - rear Mount - Crimp

P.N.	Cable Group	Plt.	Ins.	Imp.	Crimp Tool
456-102 Filtered (10.000pF)	01	Nickel	Teflon	50	3 or 4

Packaging consist of connector, mounting hardware, panel insulator, crimp ferrule and heat shrink tubing.

Remark: Consult Amphenol for 75 Ohm version.

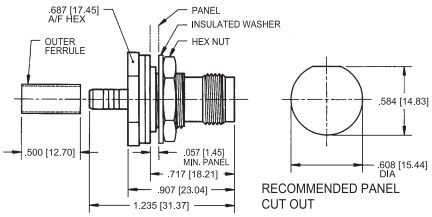

Jack-to-Jack BNC Adapter

P.N.	Cable Group	Plt.	Ins.	Imp.	Crimp Tool
456-915 Filtered (10.000 pF)	N/A	Nickel	Teflon	50	N/A
456-917 Filtered (10.000 pF)	N/A	Nickel	Teflon	75	N/A



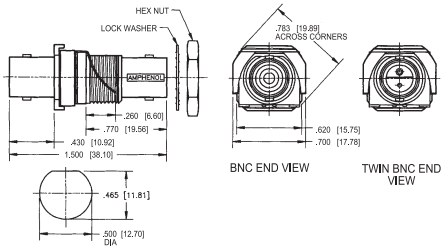

Jack-to-Jack Twin BNC Adapter

P.N.	Cable Group	Plt.	Ins.	Imp.	Crimp Tool
456-920 Filtered (10.000 pF)	N/A	Nickel	Teflon		N/A



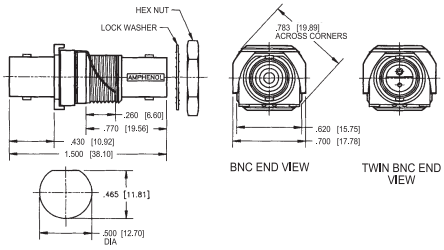

Note:

Description

Amphenol RF's SSMB series provides excellent electrical performance in a microminiature footprint. While the snap-on mating interface allows quick installation and dense packaging, the excellent electrical performance of the SSMB series allows it to be used in many applications as an alternative to larger connectors like SMAs.

Features/Benefits

- Lightweight
- Snap-on interface for quick and easy installation
- Small size
- Excellent performance in devices up to 4 GHz

Applications

- Base Stations
- Instrumentation
- Process Controls
- Cable Assemblies
- Mil/Aero
- Telecom
- Components
- PC/LAN

SSMB Coaxial Connectors

Specifications

Electrical

Impedance	50 Ω
Frequency Range	DC – 12.4 GHz
VSWR (Straight Connectors)	1.05 (DC- 3 GHz) 1.12 (3 to 6 GHz)
RF Leakage	-80 dB to 3 GHz (-70 dB to 6 GHZ)

Mechanical

Engagement Force	25 N (5.6 lb) Typical
Disengagement Force	20 N (4.5 lb) Typical
Retention Force of Interface	60 N (13.5 lb) min
Connector Durability	500 mating cycles minimum

Material

Body	White bronze over brass
Soldier Body	Gold over brass
Pin Contact	Gold over brass
Socket Contact	Gold over beryllium copper
Outer Contact	White bronze over spring copper
Insulator	PTFE
Crimp Ferrule	White bronze over copper

Environmental

Temperature Range	-65°C to +165°C

Note: These characteristics are typical but may not apply to all connectors

Plug

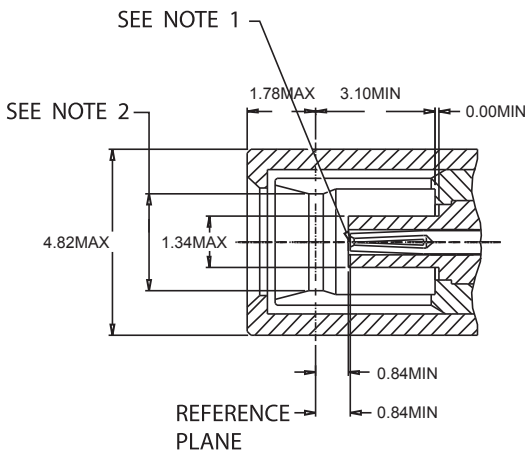

Jack

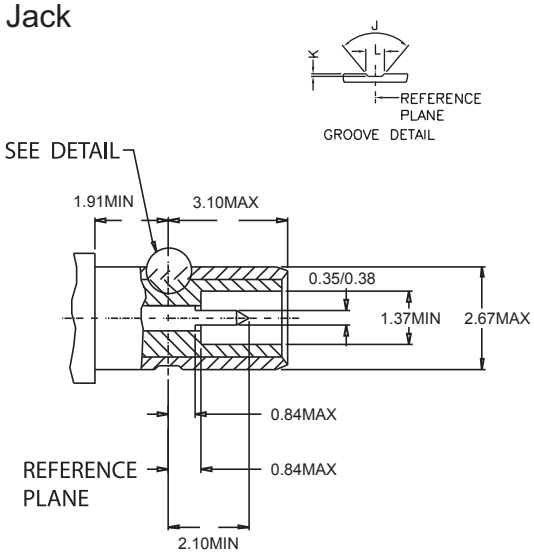

Note: 1. I.D. to meet VSWR and contact resistance when mated with 0.35/0.38 mm dia. Pin.
2. Must meet the force to engage/disengage requirement when mated with its mating part.

Straight Crimp Plug - Miniature Cable

P.N.	Cable Group	Plt.	Ins.	Imp.	Crimp Tool
SSMB6121A1-3GT30G-5-50	05	Gold	Teflon	50	1



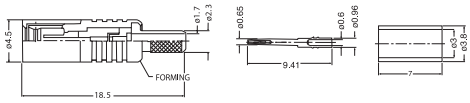

Note: Female center contact

Assembly Instruction J - page 236

Right Angle Crimp Plug - Miniature Cable

P.N.	Cable Group	Plt.	Ins.	Imp.	Crimp Tool
SSMB6112A1-N/3GT30G-5-50	05	Nickel	Teflon	50	1

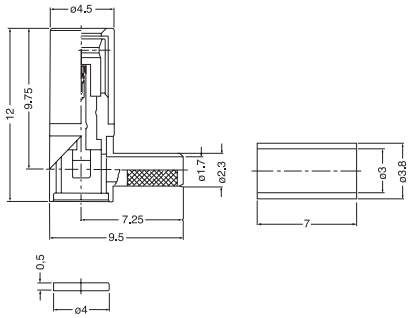

Note: Female center contact

Assembly Instruction I - page 235

Straight Crimp Jack - Miniature Cable

P.N.	Cable Group	Plt.	Ins.	Imp.	Crimp Tool
SSMB1121A1-3GT30G-5-50	05	Gold	Teflon	50	1



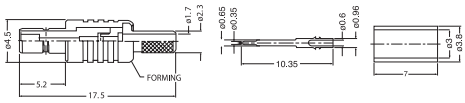

Note: Male center contact

Assembly Instruction J - page 236

Right Angle crimp Jack - Miniature Cable

P.N.	Cable Group	Plt.	Ins.	Imp.	Crimp Tool
SSMB1112A1-N/3GT30G-5-50	05	Nickel	Teflon	50	1

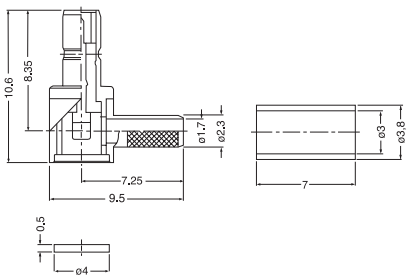

Note: Male center contact

Assembly Instruction I - page 235

Direct Solder Jack - Semi-Rigid Cable

P.N.	Cable Group	Plt.	Ins.	Imp.	Crimp Tool
SSMB1482A1-3GT30G-11-50	11	Gold	Teflon	50	N/A

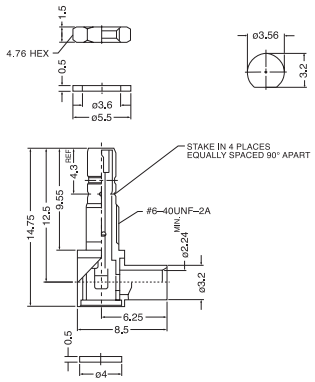

Note: Male center contact

Assembly Instruction F - page 232

Panel Mount Solder Receptacle Jack

P.N.	Cable Group	Plt.	Ins.	Imp.	Crimp Tool
SSMB1551B1-3GT30G	N/A	Gold	Teflon	50	N/A



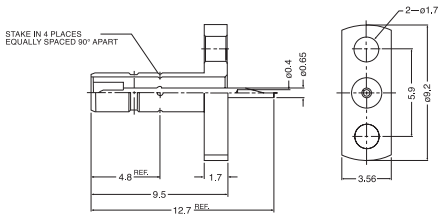

Note: Male center contact

Bulkhead Crimp Jack - Miniature Cable

P.N.	Cable Group	Plt.	Ins.	Imp.	Crimp Tool
SSMB1421A1-3GT30G-5-50	05	Gold	Teflon	50	1



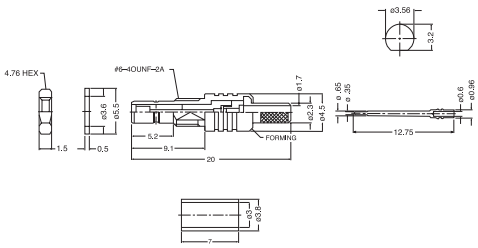

Note: Male center contact

Assembly Instruction J - page 236

Description

Amphenol RF manufactures a family of Amphenol Micro Coaxial (AMC) connectors and cable assemblies for use in applications with 50 Ω impedance requirements. AMC connectors are low profile (2.5 mm of the board) and offer an extremely small board footprint (3mm x 3mm).

Features/Benefits

- Easy snap-on/off mating
- Ultra low-profile (2.5mm mating height)
- Small foot print (3mm x 3mm)
- 100% Compatible with Hirose U.FI series

Applications

- Wireless Internet (WiFi, WiMax, EvDO/EvDV Solutions)
- RFID
- Bluetooth
- Inventory/Barcode Scanners

AMC Right Angle Jumpers

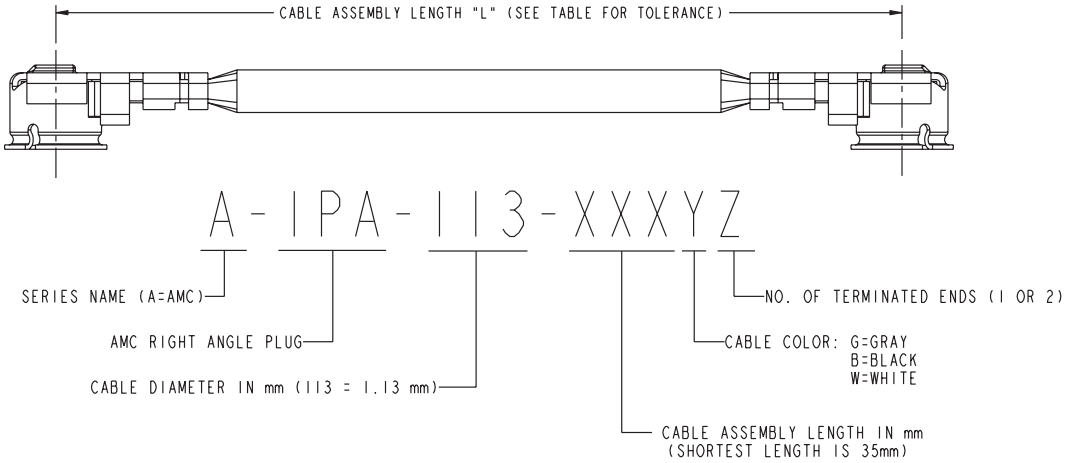

P.N.	Body	Contact	Insulator	Cable length(mm)	Color
A-1PA-113-200G2	Silver	Gold	PBT	200	Gray
A-1PA-113-310B2	Silver	Gold	PBT	310	Black

Custom Right Angle Plug Jumpers also available. For your convenience, please use the numbering system below to create your own part number:

A-1PAVWWW-XXXYZ
A-Series Name (A=AMC)
1PA: Plug
V: Connector Orientation
- (dash) - Both the same Same Direction
- C - 90 deg. Clockwise Offset
- F - 180 deg. Offset
- R - 270 deg. Offset

WWW: Cable diameter (OD)
- 113 - 1.13mm
- 132 - 1.32mm(double shielded)
- 137 - 1.37mm

XXX: Cable length in mm
Y: Cable length in mm
- G - Gray
- B - Black
- W - White

Z: Number of terminated ends:
- 1
- 2

Surface Mount Jack

P.N.	Cable Group	Plt.	Ins.	Imp.	Crimp Tool
A-1JB	N/A	Silver	N/A	50	N/A



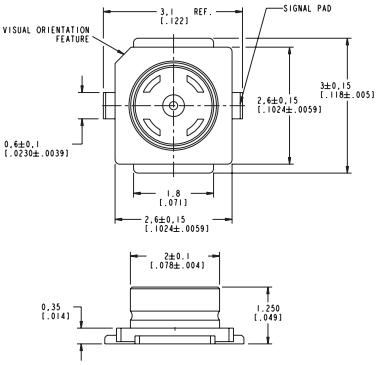

Note:

Description

Amphenol® Between Series Adapters are used to join two incompatible series. When a single connector series is involved, the adapters are called “In-Series” and are described within the catalog section dealing with that series. The adapters cataloged here provide a transition from one connector series to another.

Amphenol® describes an adapter by referring to its own construction. We indicate the specific series involved and the mating configuration of each end of the adapter required...SMA jack to BNC plug, for instance. One end of the adapter is an SMA jack, the other end is a BNC plug indicating it joins an SMA plug to a BNC jack.

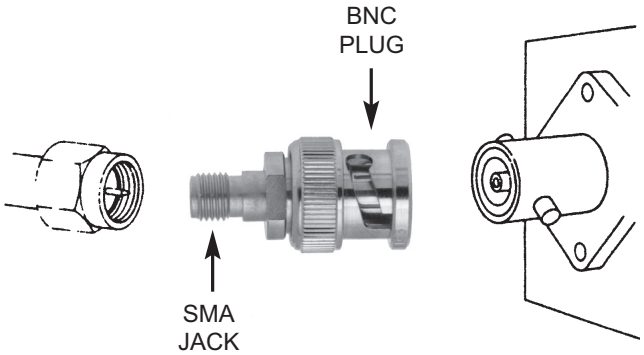

Features/Benefits

- Broad line of adapters covering all the major series to provide the user maximum flexibility.

Applications

- Used to join two incompatible series.

Between Series Adapters

SMA

Description	Part number	Page
SMA Plug to BNC Jack	SMAM-BF-NT3G-50	211
SMA Jack to BNC plug	SMAF-BM-3GT3G-50	211
SMA Jack to BNC Jack	SMAF-BF3-NT3G-50	211
SMA Plug to BNC Plug	SMAM-BM-NT3G-50	211
SMA Plug to TNC Jack	SMAM-TF-NT3G-50	211
SMA Jack to TNC Plug	SMAF-TM-NT3G-50	211
SMA Plug to TNC Plug	SMAM-TM-NT3G-50	211
SMA Jack to TNC Jack	SMAF-TF-NT3G-50	211
SMA Plug to SMB Plug	SMAM-SMBM1-3GT50G-50	212
SMA Jack to SMB Plug	SMAF-SMBF1-3GT50G-50	212
SMA Plug to SMB Jack	SMAM-SMBF-3GT50G-50	212
SMA Jack to SMB Plug	SMAF-SMBF1-3GT50G-50	212
N Jack to SMA Plug	NF-SMAM-NT3G-50	212
N Plug to SMA Jack	NM-SMAF-NT3G-50	212
N Plug to SMA Plug	NM-SMAM-NT3G-50	212
N Jack to SMA Jack	NF-SMAF-NT3G-50	212
N Jack to SMA Jack	NF-SMAF2-NT3G-50	213
SMA Plug to UHF Jack	SMAM-UF-NT3G-50	213
SMA Jack to UHF Plug	SMAF-UM-NT3G-50	213
SMA Plug to UHF Plug	SMAM-UM-NT3G-50	213
SMA Jack to UHF Jack	SMAF-UF-NT3G-50	213
SMA Plug to Mini-UHF Jack	SMAM-MUF-NT3G-50	213
SMA Jack to Mini-UHF Plug	SMAF-MUM-NT3G-50	213
SMA Plug to Mini-UHF Plug	SMAM-MUM-NT3G-50	213
SMA Jack to Mini-UHF Jack	SMAF-MUF-NT3G-50	214
SMA Plug to MCX Jack	SMAM-MCXF1-3GT50G-50	214
SMA Jack to MCX Plug	SMAF-MCXM1-3GT50G-50	214
SMA Plug to MCX Plug	SMAM-MCXM1-3GT50G-50	214
SMA Jack to MCX Jack	SMAF-MCXF1-3GT50G-50	214
SMA Plug to MMCX Jack	SMAM-MMCXF1-3GT50G-50	214
SMA Jack to MMCX Plug	SMAF-MMCXM1-3GT50G-50	214
Reverse SMA Jack to MMCX Plug	RSMAM-MMCXM-3GT50G-50	214
SMA Plug to MMCX Plug	SMAM-MMCXM1-3GT50G-50	215
SMA Jack to MMCX Jack	SMAF-MMCXF1-NT3G-50	215
SMA Jack to FME Plug	SMAF-FMEM-NT3G-50	219
SMA Plug to FME Plug	SMAM-FMEM-NT3G-50	219

N Connector

N Plug to BNC Jack	OS-7324-NDG	215
N Jack to BNC Plug	NF-BM-NT3G-50	215
N Jack to BNC Jack	NF-BF-NT3G-50	215
N plug to BNC Plug	OS-7051-NDG	215
N Plug to TNC Jack	OS-7328-NDG	215
N Jack to TNC Plug	NF-TM-NT3G-50	215
N Jack to TNC Jack	OS-7334-NTN	216
N Plug to TNC plug	NM-TM1-NT3G-50	216
N Jack to TNC Jack	NF-TF2-NT3G-50	216

N connector

Description	Part number	Page
N Jack F Jack	OS-7249-NDG	216
N Jack F Plug	NF-FM2-NT3G-75	216
N Plug to 7/16 Jack	NM-716F-SATS-50	216
N Jack to 7/16 Plug	NF-716M-SATS-50	216
N Jack to 7/16 Jack	NF-716F-SATS-50	216
N Plug to 7/16 Plug	NM-716M-SATS-50	217
N Plug to UHF Jack	OS-7330-NDG	217

BNC

BNC Plug SMB Jack	BM-SMBF-3GT3G-50	217
BNC Plug to SMB Plug	BM-SMBM-NT3G-50	217
BNC Plug to TNC Jack	BM-TF1-NT3G-50	217
BNC Jack to TNC Plug	BF-TM-NT3G-50	217
BNC Jack to TNC Jack	BF-TF1-NT3G-50	217
BNC Plug to TNC Plug	BM-TM1-NT3G-50	217
BNC Plug to F Jack	OS-7050-NDG	218
BNC Plug to UHF Plug	OS-7059-NDG	218
BNC Plug to UHF Jack	OS-7060-NDG	218
BNC Plug to FME Plug	BM-FMEM-NDS-50	218
BNC R/A Plug to FME Plug	BM-L-FMEM-NT3G-50	218

UHF

Mini-UHF plug to UHF Jack	OS-7610-NDG	218

TNC

TNC R/A Jack to MCX Jack	TF-L-MCXF-NT3G-50	218
TNC Plug to FME Plug	TM-FMEM-NDS-50	218
TNC Plug to FME R/A Plug	TM-L-FMEM-NT3G-50	219

FME

FME Plug to Mini-UHF Plug	FMEM-MUM-NDS-50	219
FME Plug to N Plug	FME2071N1-NTS-50	219
FME Plug to UHF Plug	FMEM-UM-NTS-50	219
FME Plug to MCX Plug	FMEM-MCXM-NT3G-50	219

AMC

RP TNC PanelJack to AMC plug	031-6101	219
RP TNC bulkhead Jack to AMC plug	031-6112	220
RP SMA Bulkhead Jack to AMC Plug	901-10097	220
RP BNC Bulkhead Jack to AMC Plug	031-6109	220
TNC Jack to AMC Jack	031-6208	220
RP TNC Jack to AMC Jack	31-6137	220

P.N.	Description
SMAM-BF-NT3G-50	SMA Plug to BNC Jack



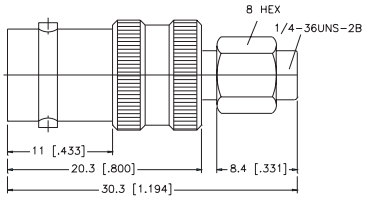

P.N.	Description
SMAM-TF-NT3G-50	SMA Plug to TNC Jack



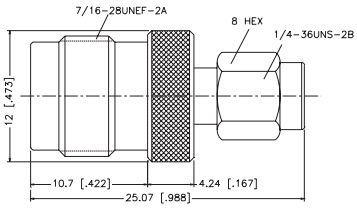

P.N.	Description
SMAF-BM-3GT3G-50	SMA Jack to BNC Plug



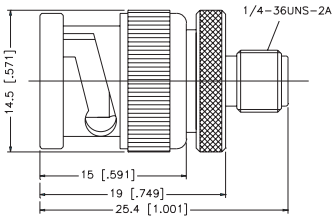

P.N.	Description
SMAF-TM-NT3G-50	SMA Jack to TNC Plug



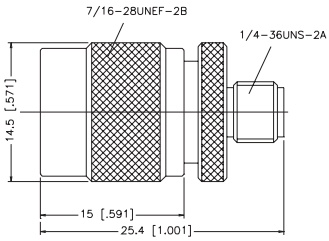

P.N.	Description
SMAF-BF3-NT3G-50	SMA Jack to BNC Jack

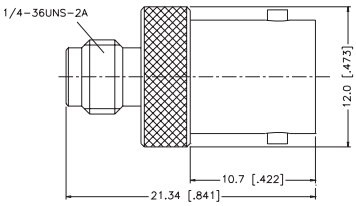

P.N.	Description
SMAM-TM-NT3G-50	SMA Plug to TNC Plug

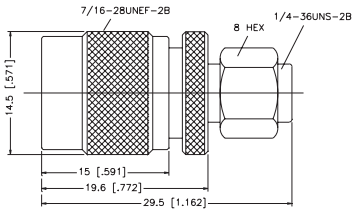

P.N.	Description
SMAM-BM-NT3G-50	SMA Plug to BNC Plug

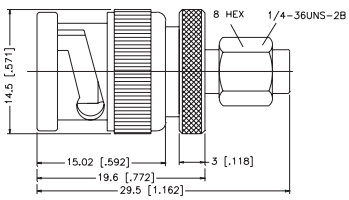

P.N.	Description
SMAF-TF-NT3G-50	SMA Jack to TNC Jack



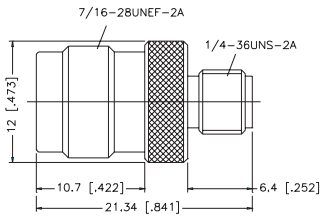

P.N.	Description
SMAM-SMBM1-3GT50G-50	SMA Plug to SMB Plug

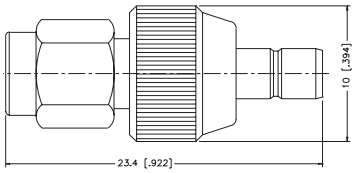

P.N.	Description
NF-SMAM-NT3G-50	N Jack to SMA Plug



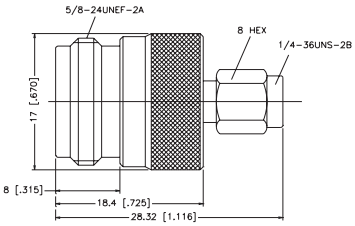

P.N.	Description
SMAF-SMBF1-3GT50G-50	SMA Jack to SMB Plug

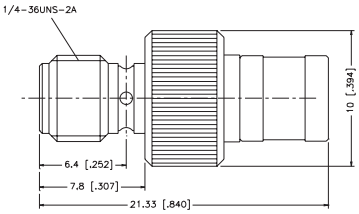

P.N.	Description
NM-SMAF-NT3G-50	N Plug to SMA Jack



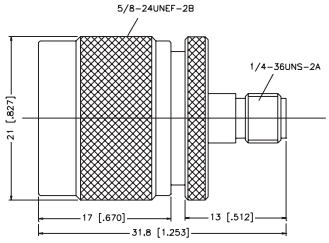

P.N.	Description
SMAM-SMBF-3GT50G-50	SMA Plug to SMB Jack

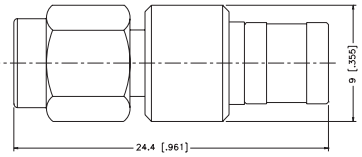

P.N.	Description
NM-SMAM-NT3G-50	N Plug to SMA Plug



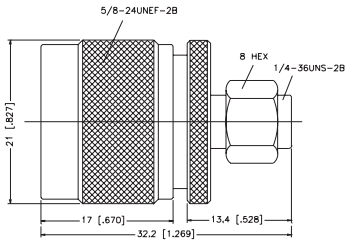

P.N.	Description
SMAF-SMBF1-3GT50G-50	SMA Jack to SMB Jack

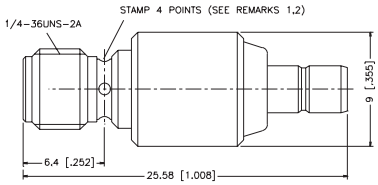

P.N.	Description
NF-SMAF-NT3G-50	N Jack to SMA Jack



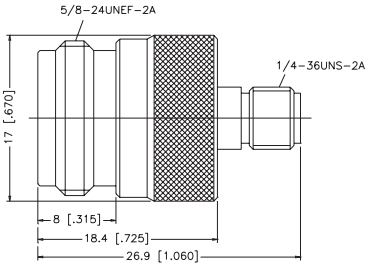

P.N.	Description
NF-SMAF2-NT3G-50	N Jack to SMA Jack



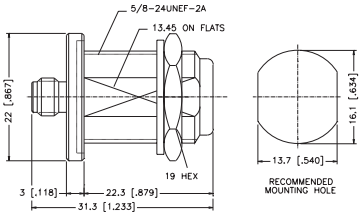

P.N.	Description
SMAF-UF-NT3G-50	SMA Jack to UHF Jack



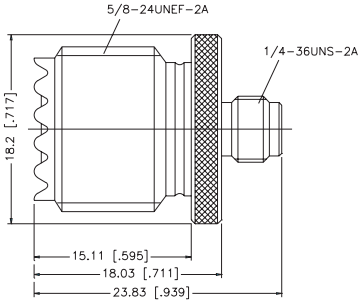

P.N.	Description
SMAM-UF-NT3G-50	SMA Plug to UHF Jack



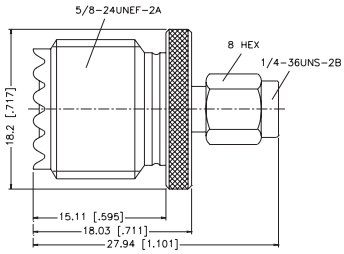

P.N.	Description
SMAM-MUF-NT3G-50	SMA Plug to MINI-UHF Jack

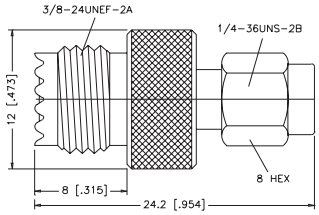

P.N.	Description
SMAF-UM-NT3G-50	SMA Jack to UHF Plug



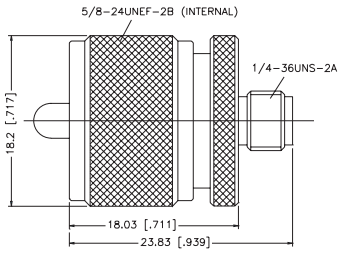

P.N.	Description
SMAF-MUM-NT3G-50	SMA Jack to MINI-UHF Plug

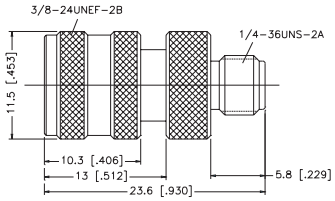

P.N.	Description
SMAM-UM-NT3G-50	SMA Plug to UHF Plug



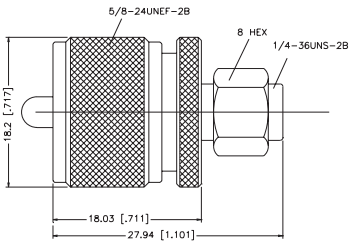

P.N.	Description
SMAM-MUM-NT3G-50	SMA Plug to MINI UHF Plug

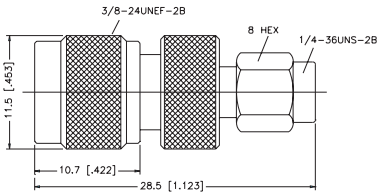

P.N.	Description
SMAF-MUF-NT3G-50	SMA Jack to MINI-UHF Jack



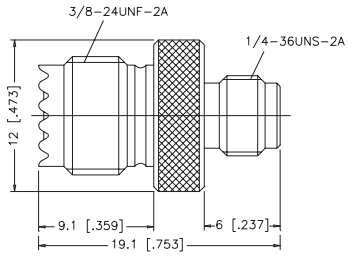

P.N.	Description
SMAF-MCXF1-3GT50G-50	SMA Jack to MCX Jack



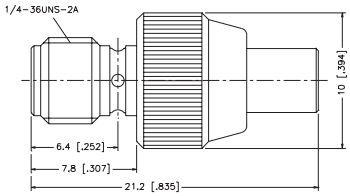

P.N.	Description
SMAM-MCXF1-3GT50G-50	SMA Plug to MCX Jack

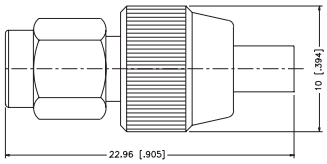

P.N.	Description
SMAM-MMCXF1-3GT50G-50	SMA Plug to MMCX Jack



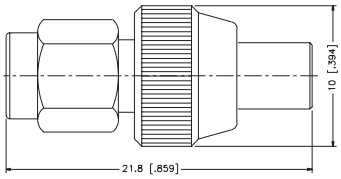

P.N.	Description
SMAF-MCXM1-3GT50G-50	SMA Jack to MCX Plug

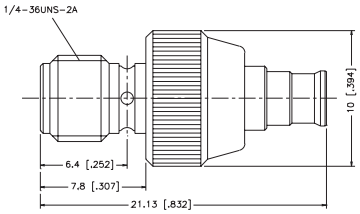

P.N.	Description
SMAF-MMCXM1-3GT50G-50	SMA Jack to MMCX Plug



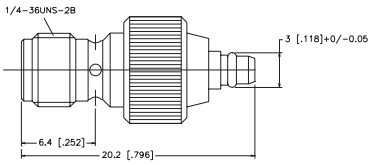

P.N.	Description
SMAM-MCXM1-3GT50G-50	SMA Plug to MCX Plug



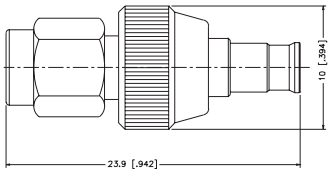

P.N.	Description
RSMAM-MMCXM-3GT50G-50	Reversed SMA Jack to MMCX Plug



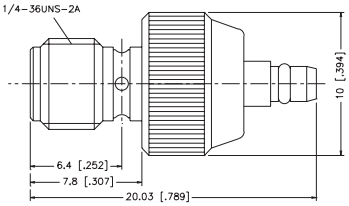

P.N.	Description
SMAM-MMCXM1-3GT50G-50	SMA Plug to MMCX Plug

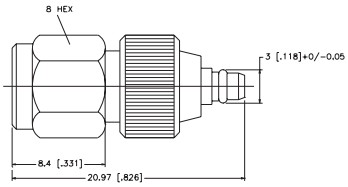

P.N.	Description
NF-BF-NT3G-50	N Jack to BNC Jack

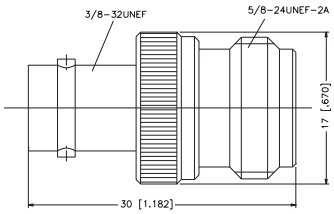

P.N.	Description
SMAF-MMCXF1-NT3G-50	SMA Jack to MMCX Jack



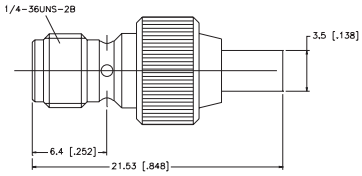

P.N.	Description
OS-7051-NDG	N Plug to BNC Plug



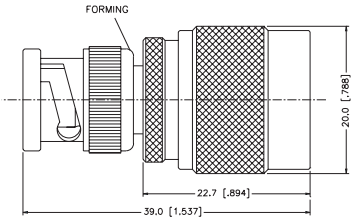

P.N.	Description
OS-7324-NDG	N Plug to BNC Jack



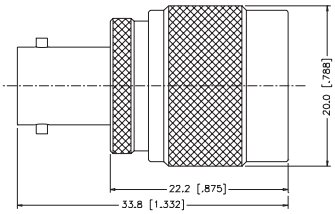

P.N.	Description
OS-7328-NDG	N Plug to TNC Jack



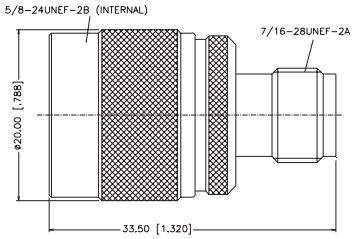

P.N.	Description
NF-BM-NT3G-50	N Jack to BNC Plug

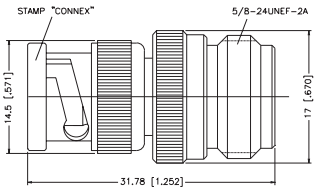

P.N.	Description
NF-TM-NT3G-50	N Jack to TNC Plug

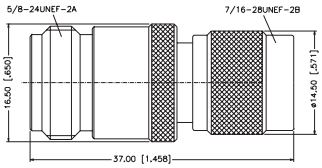

P.N.	Description
OS-7334-NTN	N Jack to TNC Jack



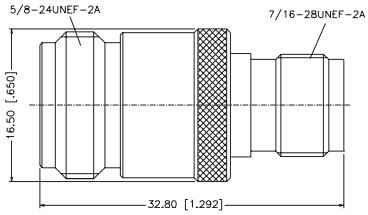

P.N.	Description
NF-FM2-NT3G-75	N Jack to F Plug

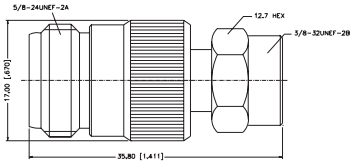

P.N.	Description
NM-TM1-NT3G-50	N Plug to TNC Plug



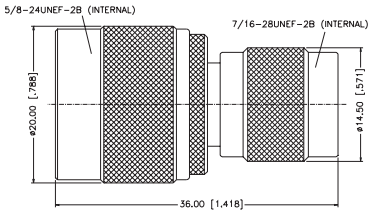

P.N.	Description
NM -716F-SATS-50	N Plug to 7/16 Jack

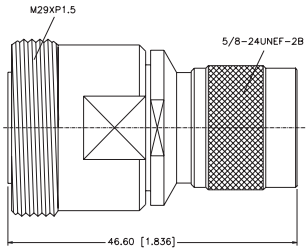

P.N.	Description
NF-TF2-NT3G-50	N Jack to TNC Female



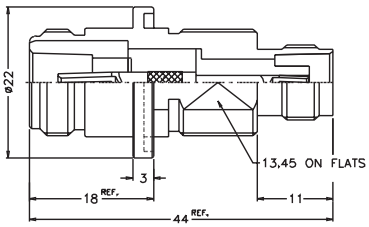

P.N.	Description
NF -716M-SATS-50	N Jack to 7/16 Plug



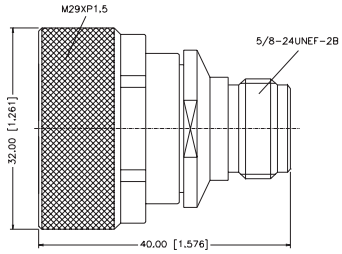

P.N.	Description
OS-7249-NDG	N Jack to F Jack

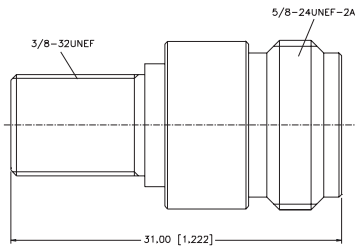

P.N.	Description
NF -716F-SATS-50	N Jack to 7/16 Jack

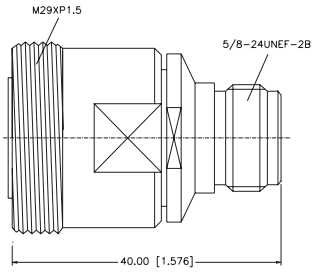

P.N.	Description
NM -716M-SATS-50	N Plug to 7/16 Plug



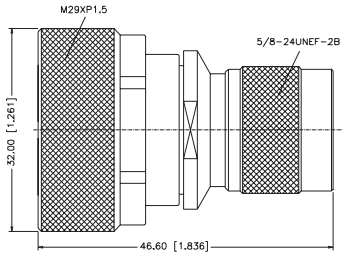

P.N.	Description
BM-TF1-NT3G-50	BNC Plug to TNC Jack



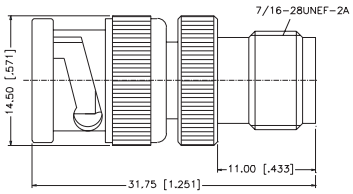

P.N.	Description
OS-7330-NDG	N Plug to UHF Jack



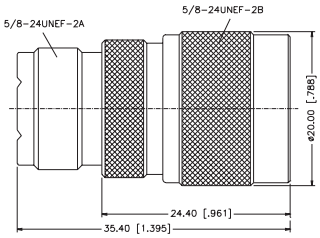

P.N.	Description
BF-TM-NT3G-50	BNC Jack to TNC Plug



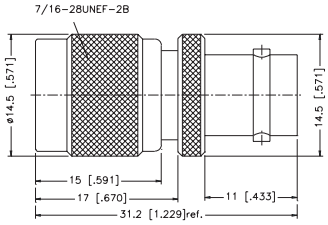

P.N.	Description
BM-SMBF-3GT3G-50	BNC Plug to SMB Jack



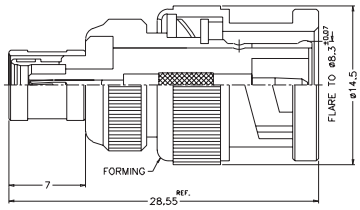

P.N.	Description
BF-TF1-NT3G-50	BNC Jack to TNC Jack



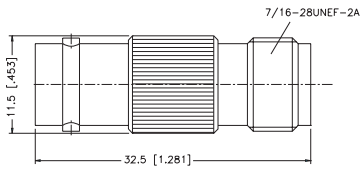

P.N.	Description
BM-SMBM-NT3G-50	BNC Plug to SMB Plug



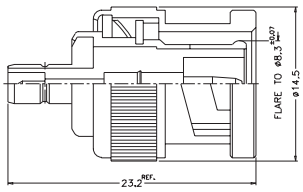

P.N.	Description
BM-TM1-NT3G-50	BNC Plug to TNC Plug

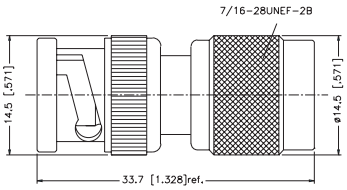

P.N.	Description
OS-7060-NDG	BNC Plug to UHF Jack



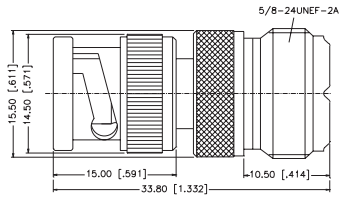

P.N.	Description
TF-L-MCXF-NT3G-50	Bulkhead Right Angle TNC Female to MCX Female Adapter

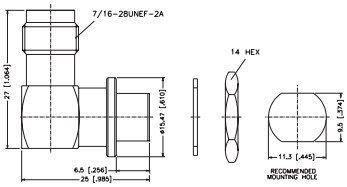

P.N.	Description
OS-7050-NDG	BNC Plug to F Jack

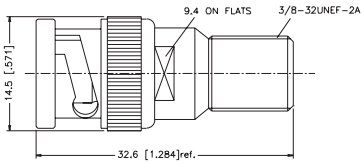

P.N.	Description
BM-FMEM-NDS-50	FME Plug to BNC Plug



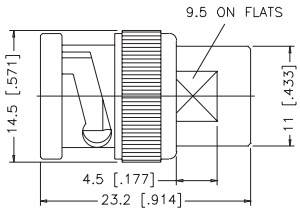

P.N.	Description
OS-7059-NDG	BNC Plug to UHF Plug



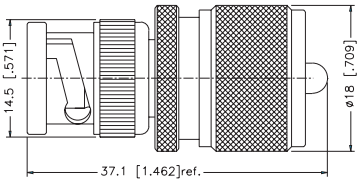

P.N.	Description
TM-FMEM-NDS-50	FME Plug to BNC Plug



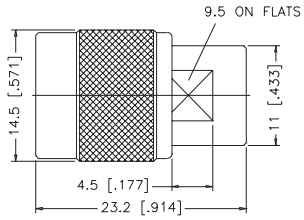

P.N.	Description
OS-7610-NDG	MINI-UHF Plug to UHF Jack



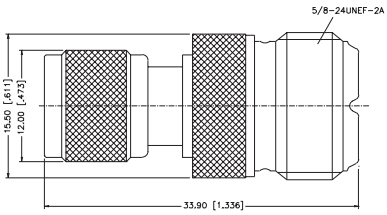

P.N.	Description
BM-L-FMEM-NT3G-50	Right Angle Adapter - FME Plug to BNC Plug

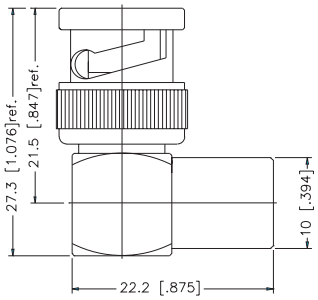

P.N.	Description
TM-L-FMEM-NT3G-50	Right Angle Adapter — FME Plug to TNC Plug

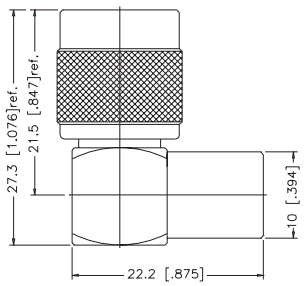

P.N.	Description
SMAF-FMEM-NT3G-50	FME Plug to SMA Jack

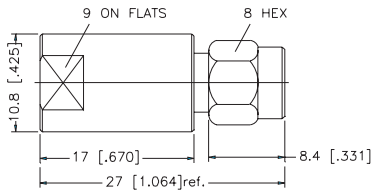

P.N.	Description
FMEM-MUM-NDS-50	FME Plug to Mini-UHF Plug



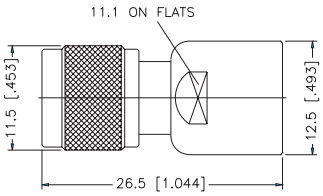

P.N.	Description
SMAF-FMEM-NT3G-50	FME Plug to SMA Jack

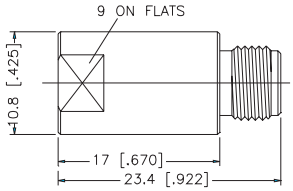

P.N.	Description
FME2071N1-NTS-50	FME Plug to N Plug



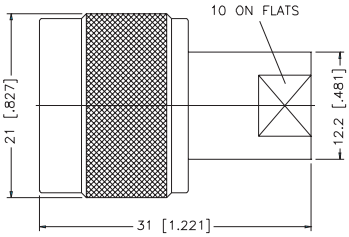

P.N.	Description
FMEM-MCXM-NT3G-50	FME Plug to MCX Plug

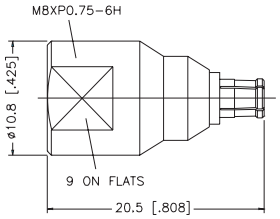

P.N.	Description
FMEM-UM-NTS-50	FME Plug to UHF Plug



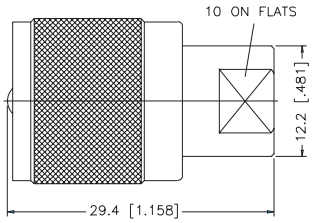

P.N.	Description
031-6101	RP TNC Jack to AMC Jack



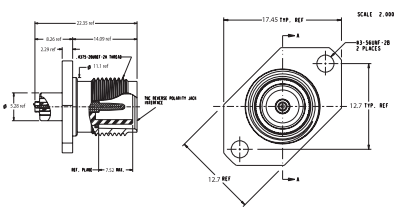

P.N.	Description
031-6112	RP TNC Jack to AMC Jack



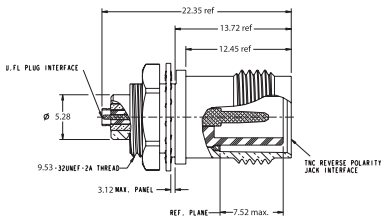

P.N.	Description
31-6137	RP TNC Jack to AMC Jack



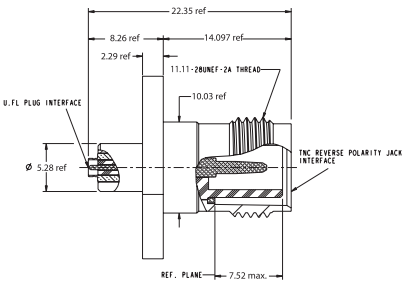

P.N.	Description
901-10097	RP SMA Jack to AMC Jack



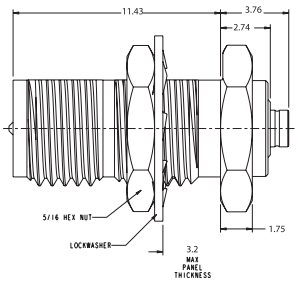

P.N.	Description
031-6109	RP BNC Jack to AMC Jack



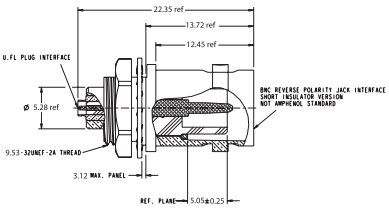

P.N.	Description
031-6208	TNC Jack to AMC Jack



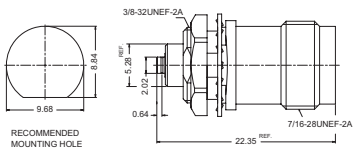

Amphenol

BNC 75 Ω RECEPTACLES

Amphenol Australia have introduced a new line of BNC 75Ω receptacle connectors to complement their existing AC series XLR connector range. The BNC jack connector is offered in a rugged die-cast aluminum shell that provides protection for the flush mounted jack connector.



FEATURES

- *75Ω connector designed for broadcast, video and other applications which require impedance matched performance.*
- *Industry standard housing in Nickel or Black finish.*
- *Suitable for front or rear mounting.*
- *Bayonet lock or Push - Pull connection.*
- *Completely isolated from ground.*

Audio

CONNECTORS

Amphenol

BNC 75 Ω RECEPTACLES

MECHANICAL

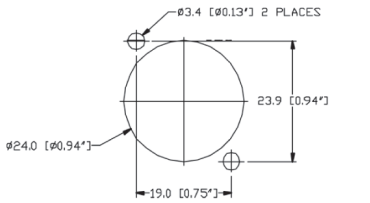

MOUNTING DETAILS
(DIMENSIONS IN PARENTHESES ARE IN INCHES)
SCALE 1:1

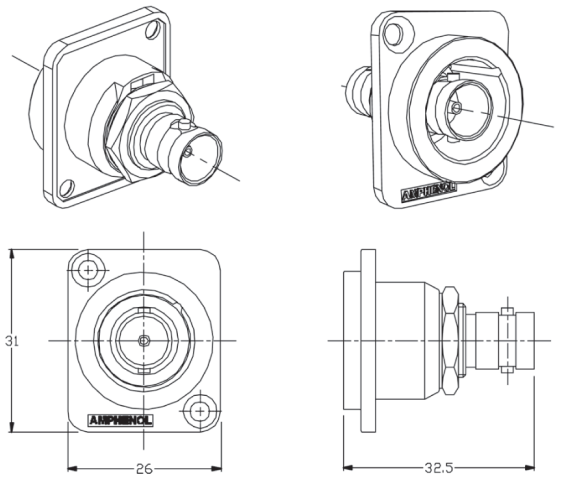

ELECTRICAL

Impedance	75 ohms
Frequency range	0 - 2 GHz
Voltage rating	500 VRMS
Dielectric withstanding voltage	1500 Volts for 1 minute
VSWR	1.3 max. 0-1 GHz
Contact resistance	Centre contact: 3mΩ max. Outer contact: 2mΩ max.
Measurement Current	10mA
Insulation resistance	5000MΩ min.
Test Voltage	DC 500V

MECHANICAL

	Material	Finish
Centre Contacts	Phosphor Bronze	Gold
Housing - BNC	Brass	Nickel
- XLR	Diecast Zinc Alloy	Satin Nickel Black Polyester
Insulators	Teflon/Delrin	Natural

SPECIFICATION

AC-BNC-JJ-75


AC-BNC-PJ-75B


AC-BNC-PJ-75


AC-BNC-JJ-75B

ORDERING CODES

AC-BNC-XXX-75X

Connector front
J = Bayonet Lock
P = Push - Pull

Blank = Satin Nickel
B = Black

Connector rear
J = Bayonet Lock

Blank = XLR type panel housing
A = Isolated Adapter without housing

Example: AC-BNC-JJ-75B
75 Ohm Bayonet lock jack to Bayonet lock jack connector within a black XLR type housing.

SIDE VIEW


AC-BNC-PJA-75
AC-BNC-JJA-75

Amphenol offers full range of termination tooling to meet your special production requirements. All tools meet the Amphenol stringent design and quality requirements.
Amphenol ACE series are sold as a handle with the die set included. Amphenol's tools provide a consistent and reliable crimp each and every time, thereby insuring the integrity of the connector termination.
The ACE tools are easy to operate, with low force and with one hand. The handles are ergonomical formed to insure comfortable crimping also with higher volumes.

Amphenol partnumber	Die size square mm	Die size hex mm
Ace-tool 1	0,70	2,03 2,54 2,67 3,10 3,25
Ace-tool 2	0,70	1,07 1,73 3,25 3,84
Ace-tool 3	0,70	1,07 1,73 4,52 5,41
Ace-tool 4	-	1,73 2,54 2,67 5,41 6,48
Ace-tool 5	-	1,73 8,10 8,23
Ace-tool 6	-	2,54 2,67 3,00 10,90
Ace-tool 7	1,09	1,09 4,52 6,48
Ace-tool 8	1,09 1,73	1,09 1,73 4,75 8,10
Ace-tool 9	-	1,73 3,25 4,52
Ace-tool 10	-	5,18
Ace-tool 11	-	6,81

Tools

Miniature Step Adjustable Crimp Tool

P.N.	Description
M22520/2-01	Hand tool
AC-POSITIONER K41	Positioner



Stripping Tool

P.N.
ACE-STRIPPING TOOL 1
ACE-STRIPPING TOOL 1 BLADE



AMC Tool

P.N.
227-1483



Cable Assembly Instruction A1, A2

Solder

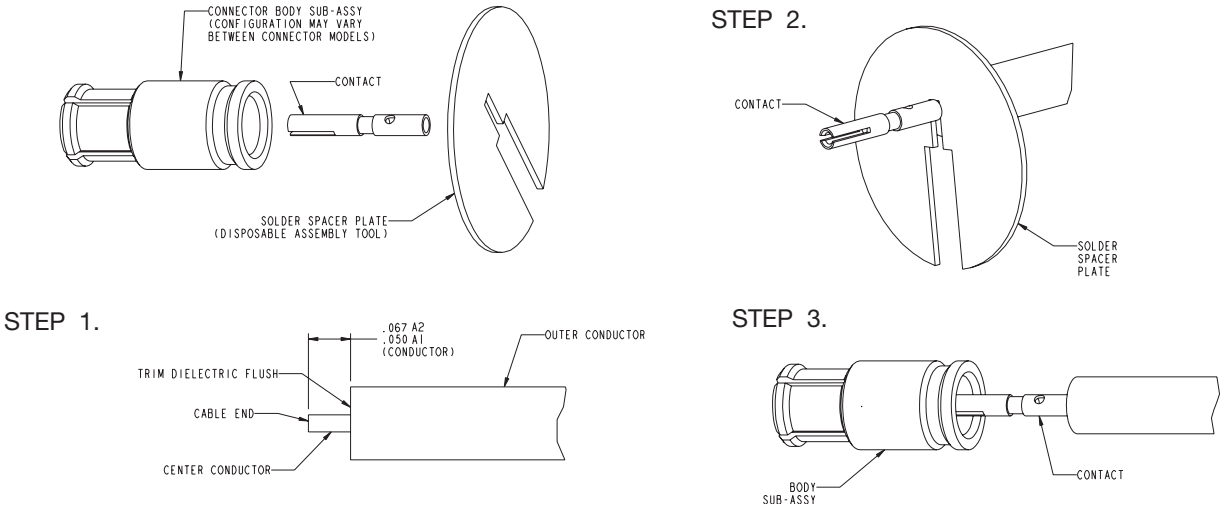

Cable Assembly Instruction A1

STEP 1. Prepare cable as shown

STEP 2. Solder center contact to cable center conductor while maintaining .010 +/- .001 Gap.

STEP 3. A. Insert prepared cable and contact into body until cable bottoms internally
B. Solder outer conductor of cable to body of connector.
Verify interface dimensions of contact after assembly.
Contact to be flush to .010" below body surface per MIL-STD-348.
(solder fixure recommended)

Cable Assembly Instruction A2

STEP 1. Prepare cable as shown

STEP 2. Solder center contact to cable center conductor while maintaining .022 +/- .001 Gap

STEP 3. A. Insert prepared cable and contact into body until cable bottoms internally
B. Solder outer conductor of cable to body of connector.
Verify interface dimensions of contact after assembly. Contact to be flush to .022" below body surface per MIL-STD-348.
(solder fixure recommended)

Cable Assembly Instruction A3

Solder

STEP 1.

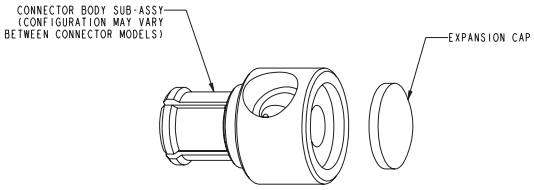

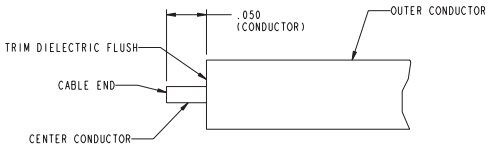

STEP 2.

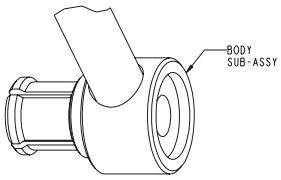

STEP 3.

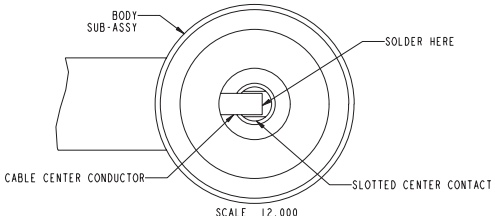

STEP 4.

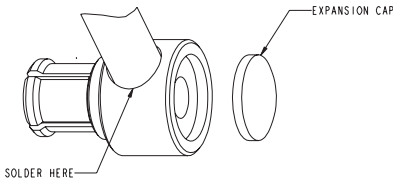

STEP 1. Prepare cable as shown

STEP 2. Insert cable into body until cable bottoms internally.

STEP 3. Solder slotted center contact to cable center conductor.

STEP 4. Solder outer conductor of cable to body of connector.
Depress expansion cap into body to close access hole

.

Cable Assembly Instruction A

Solder (Semi-Rigid)

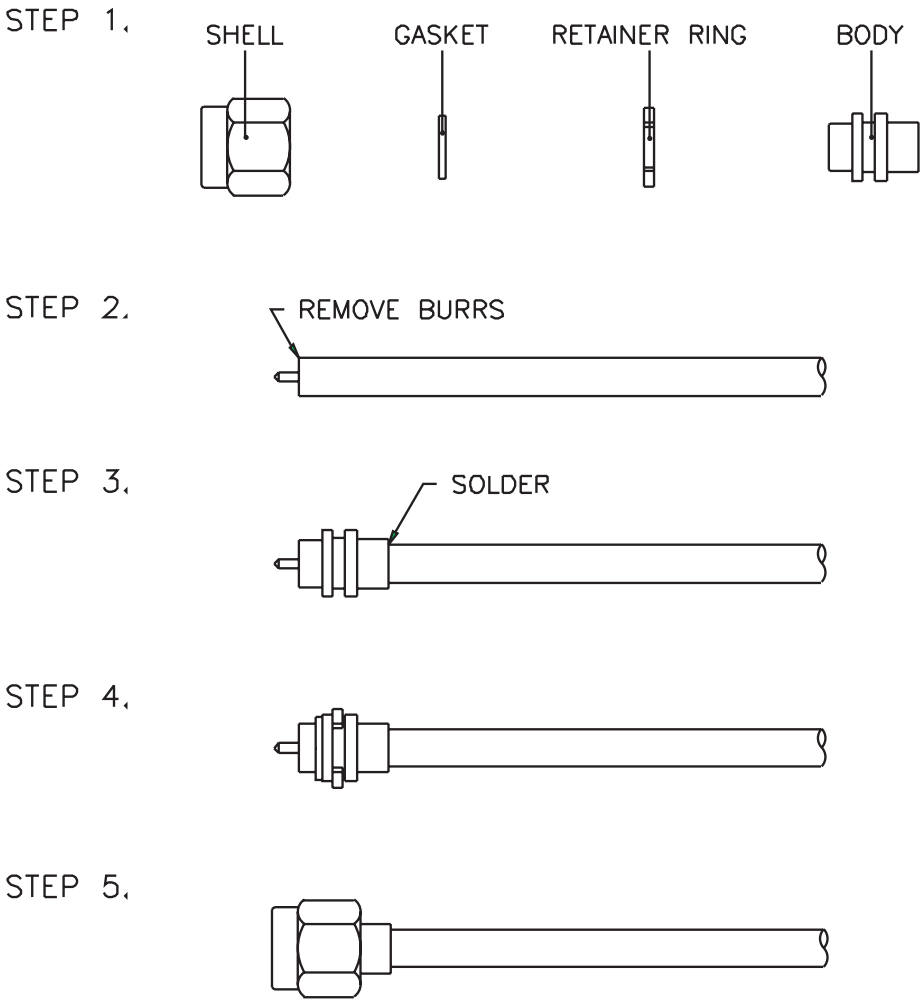

STEP 1. All parts of the connector are shown.

STEP 2. Strip the inner conductor, dielectric, and jacket as per "RECOMMENDED CABLE STRIPPING DIM'S" in catalog.

STEP 3. Solder the BODY to cable as shown.
(Avoid excessive heat which may distort dielectric).

STEP 4. Place the RETAINER RING in the groove of BODY, and put the GASKET in the position as shown.

STEP 5. Compress the BODY assembly and assemble the SHELL as shown.

Solder (Semi-Rigid)

STEP 1.

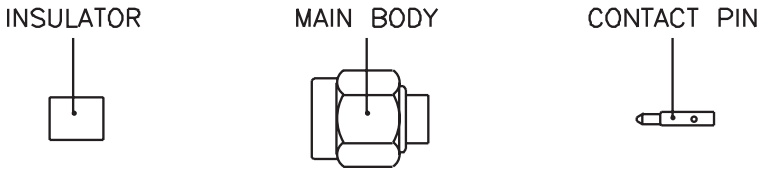

STEP 2.



STEP 3.



STEP 4.

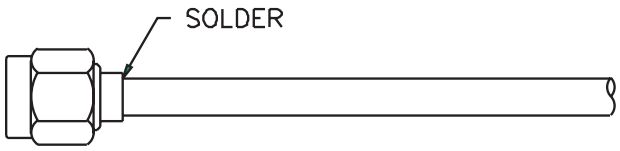

STEP 1. All parts of the connector are shown.

STEP 2. Strip the inner conductor, dielectric, and jacket as per "RECOMMENDED CABLE STRIPPING DIM'S" in catalog.

STEP 3. Insert inner conductor into the CONTACT PIN and solder it as shown.

STEP 4. Solder the MAIN BODY to cable as shown.
(Avoid excessive heat which may distort dielectric).
Then press the INSULATOR into the MAIN BODY until it stops.

Solder (.047 Semi-Rigid)

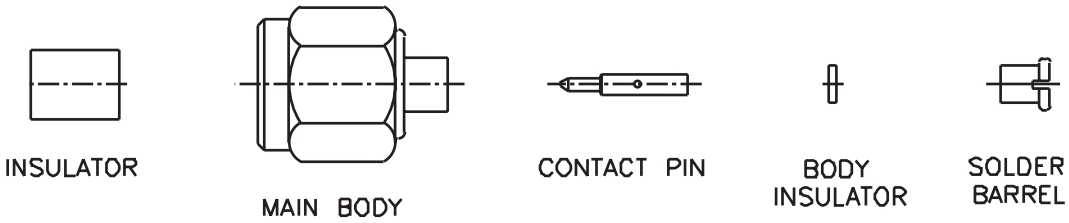

STEP 1. All parts of the connector are shown.

STEP 2. Strip cable as per "RECOMMENDED CABLE STRIPPING DIM'S" in catalog.

STEP 3. Insert SOLDER BARREL, BODY INSULATOR and center CONTACT PIN onto cable.

STEP 4. Assemble cable into connector body and solder barrel onto main connector body.
(Avoid excessive heat which may distort dielectric).

Cable Assembly Instruction D

Solder (Semi-Rigid)

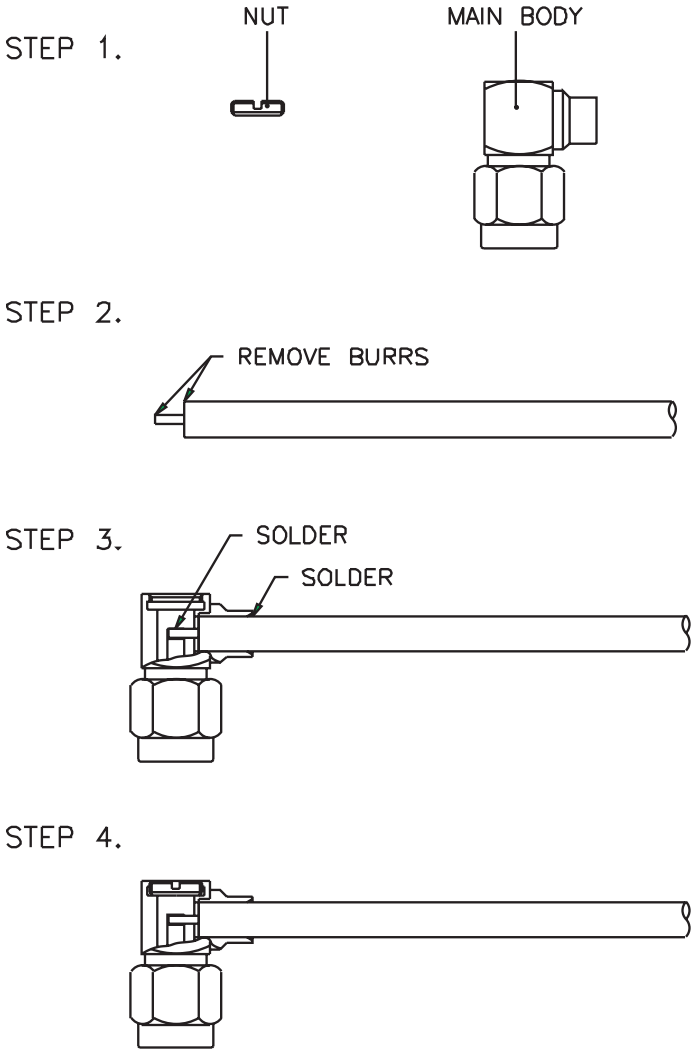

STEP 1. All parts of the connector are shown.

STEP 2. Strip the inner conductor, dielectric, and jacket as per "RECOMMENDED CABLE STRIPPING DIM'S" in catalog.

STEP 3. Solder inner conductor to the contact pin of MAIN BODY, and solder cable jacket to the MAIN BODY as shown.

STEP 4. Screw the NUT into the MAIN BODY until it stops.

Cable Assembly Instruction E

Solder (Semi-Rigid)

STEP 1.

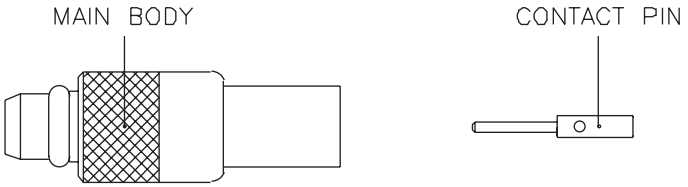

STEP 2.

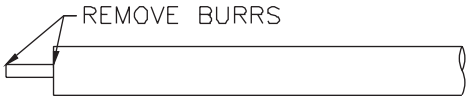

STEP 3.

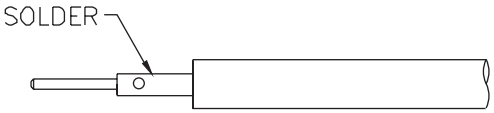

STEP 4.

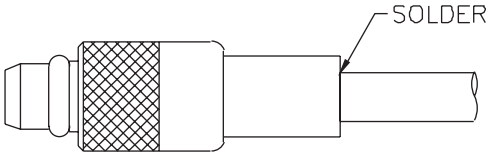

STEP 1. All parts of the connector are shown.

STEP 2. Strip the inner conductor, dielectric, and jacket as per "RECOMMENDED CABLE STRIPPING DIM'S" in catalog.

STEP 3. Insert inner conductor into the CONTACT PIN and solder it as shown.

STEP 4. Solder the MAIN BODY to cable as shown.

Cable Assembly Instruction F

Solder (Semi-Rigid)

STEP 1.

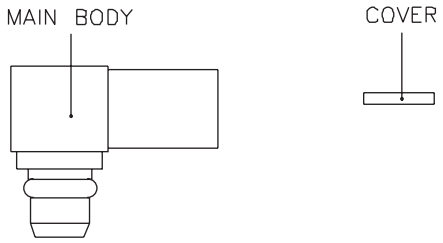

STEP 2.

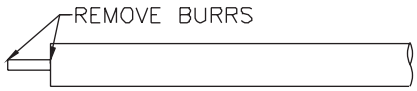

STEP 3.

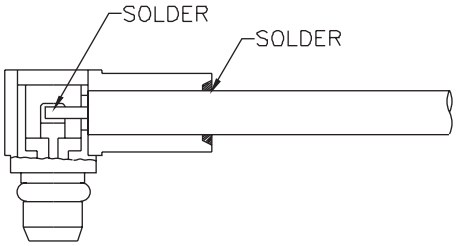

STEP 4.

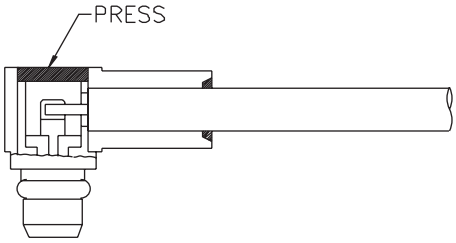

STEP 1. All parts of the connector are shown.

STEP 2. Strip the inner conductor, dielectric, and jacket as per "RECOMMENDED CABLE STRIPPING DIM'S" in catalog.

STEP 3. Solder inner conductor to the contact pin of MAIN BODY, and solder cable jacket to the MAIN BODY as shown.

STEP 4. Press the COVER into the MAIN BODY until it is flat with the MAIN BODY.

Cable Assembly Instruction G

Solder (Semi-Rigid)

STEP 1.

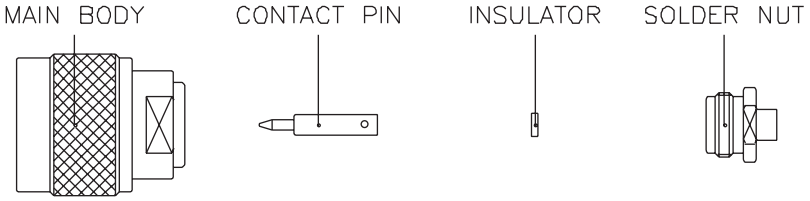

STEP 2.

STEP 3.

STEP 4.

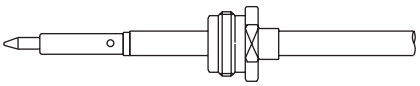

STEP 5.

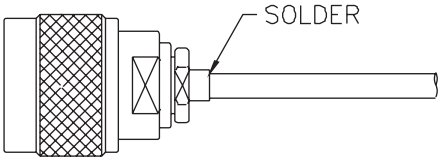

STEP 1. All parts of the connector are shown.

STEP 2. Strip the inner conductor, dielectric, and jacket as per "RECOMMENDED CABLE STRIPPING DIM'S" in catalog.

STEP 3. Slide the INSULATOR onto inner conductor against the jacket.

Then insert inner conductor into the CONTACT PIN and solder it as shown.

STEP 4. Slide the SOLDER NUT onto cable.

STEP 5. Insert cable and parts into MAIN BODY, then screw the SOLDER NUT until it is tight and solder it as shown.

Cable Assembly Instruction H

Solder-crimp

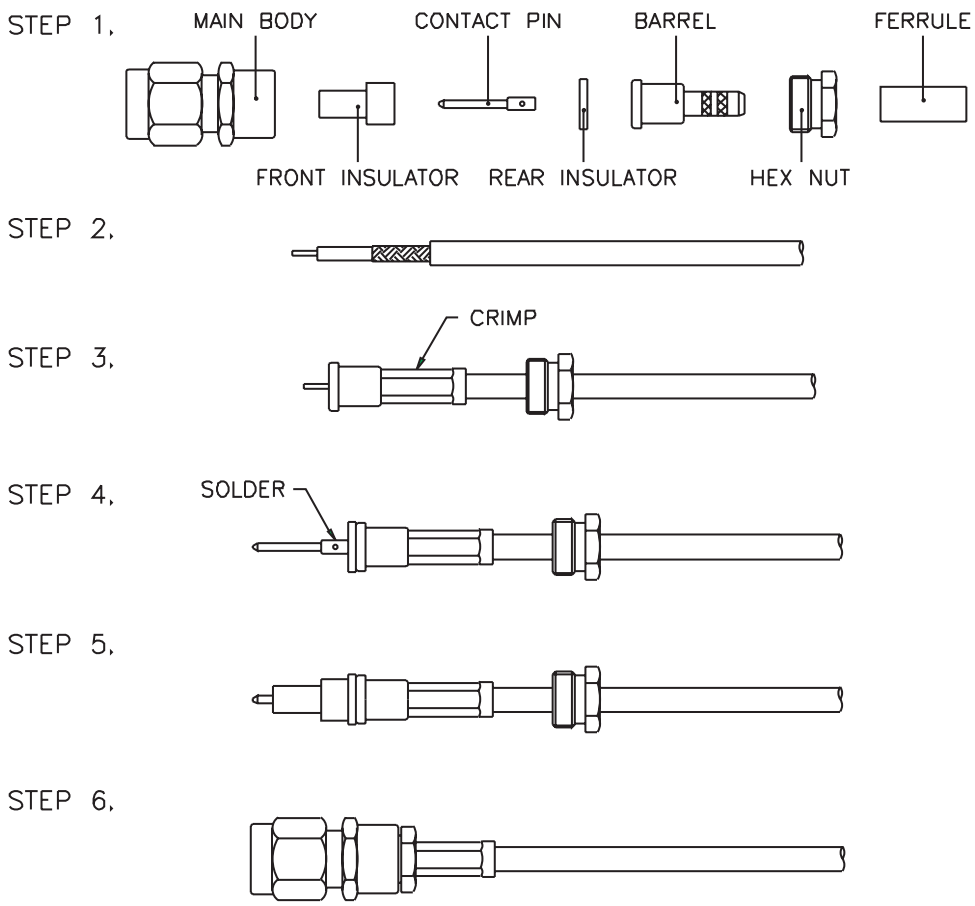

STEP 1. All parts of the connector are shown.

STEP 2. Strip the cable inner conductor, dielectric, and jacket as per "RECOMMENDED CABLE STRIPPING DIM'S" in catalog.

STEP 3. Slide the HEX NUT and FERRULE onto cable.
Then insert the BARREL into braid and dielectric, and slide the FERRULE over braid and crimp it as shown.

STEP 4. Slide the REAR INSULATOR against the BARREL.
Then insert inner conductor into the CONTACT PIN and solder it as shown.

STEP 5. Slide the FRONT INSULATOR against the REAR INSULATOR.

STEP 6. Insert cable and parts into the MAIN BODY, then screw the HEX NUT until it is tight.

Solder-crimp

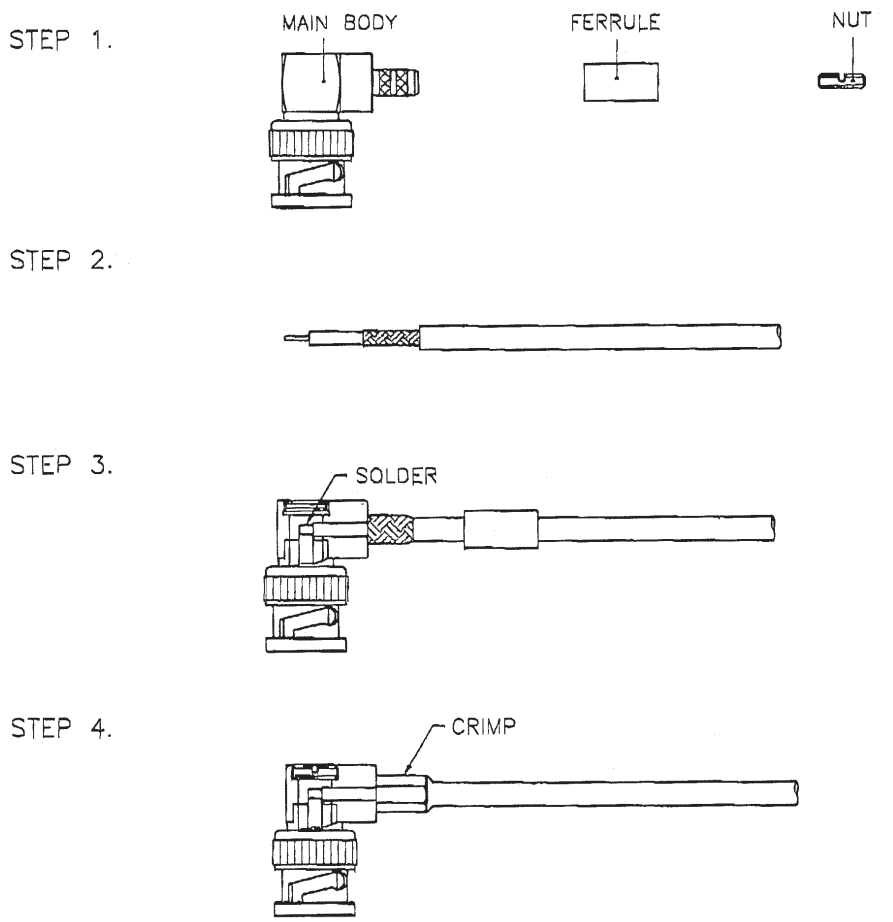

STEP 1. All parts of the connector are shown.
A crimp tool is necessary to complete the termination.

STEP 2. Strip the cable inner conductor, dielectric, braid, and jacket as per "RECOMMENDED CABLE STRIPPING DIM'S" in catalog.

STEP 3. Slide the FERRULE onto cable Solder inner conductor to the contact pin of MAIN BODY. And insert the MAIN BODY into braid and dielectric.

STEP 4. Slide the FERRULE over braid and crimp it with the crimp tool as shown. Screw NUT onto MAIN BODY.

Cable Assembly Instruction J

Crimp-crimp

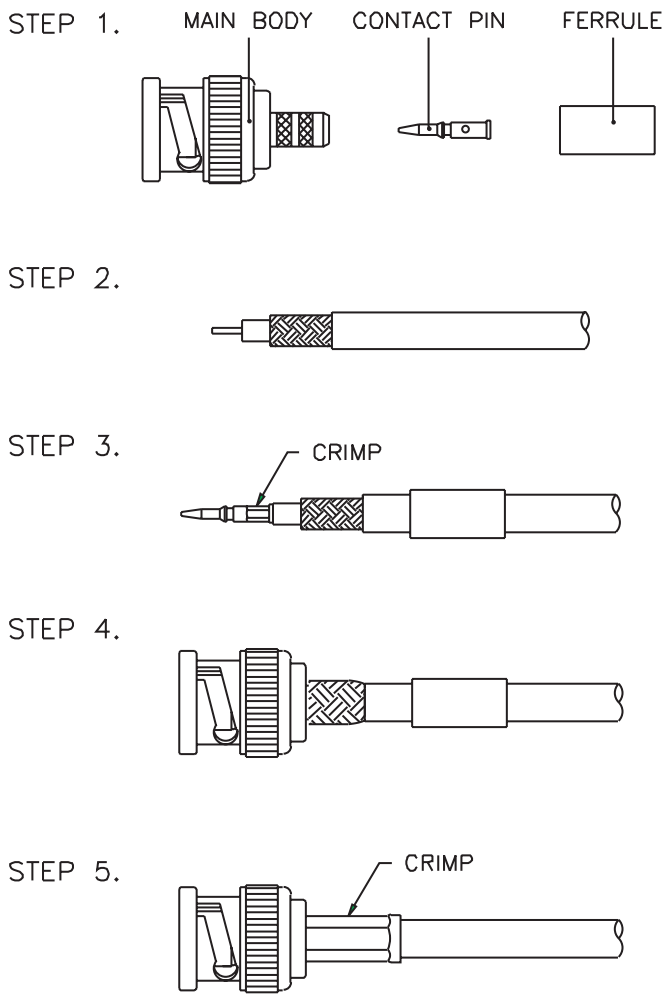

STEP 1. All parts of the connector are shown.
A crimp tool is necessary to complete the connection.

STEP 2. Strip the cable inner conductor, dielectric, braid, and jacket as per "RECOMMENDED CABLE STRIPPING DIM'S" in catalog.

STEP 3. Insert inner conductor into the CONTACT PIN and crimp/solder on the cable. Then slide the FERRULE onto cable.

STEP 4. Insert the MAIN BODY into braid and dielectric.

STEP 5. Slide the FERRULE over braid, crimp it with the crimp tool as shown.

Crimp-crimp

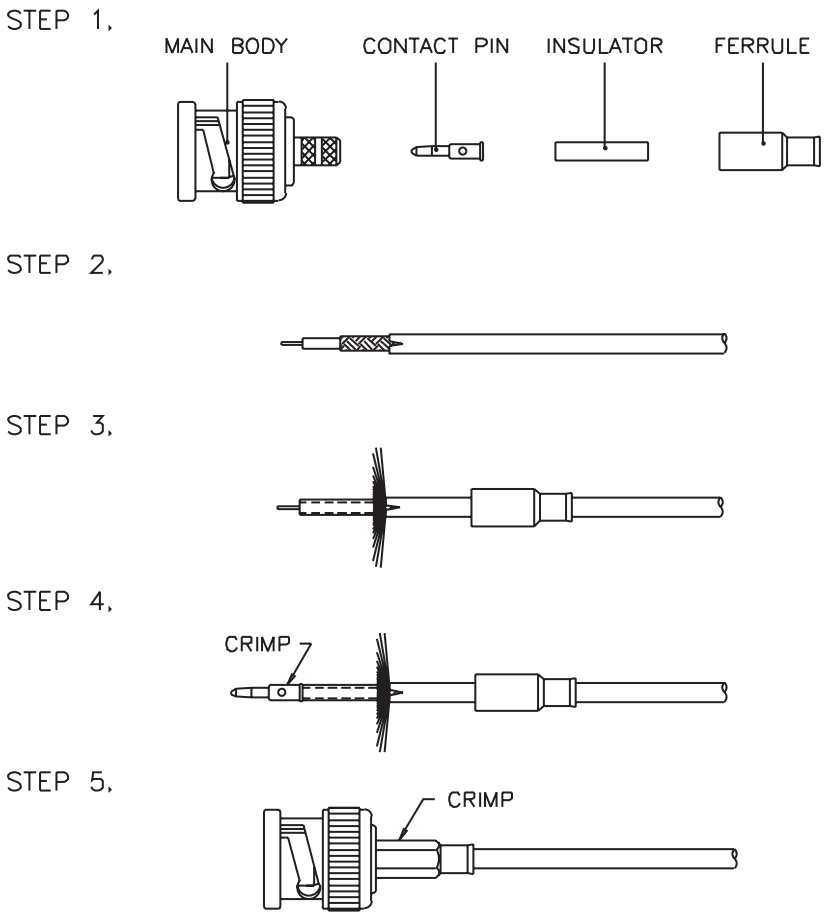

STEP 1. All parts of the connector are shown.
A crimp tool is necessary to complete the connection.

STEP 2. Strip the inner conductor, dielectric, and jacket as per "RECOMMENDED CABLE STRIPPING DIM'S" in catalog.

STEP 3. Slide the FERRULE onto cable, then fold back braid wire and slide the INSULATOR onto dielectric as shown.

STEP 4. Insert inner conductor into the CONTACT PIN, crimp it with crimp tool as shown.

STEP 5. Push cable and parts into the MAIN BODY until it stops.
Then slide the FERRULE over braid wire and against the MAIN BODY, crimp it with the crimp tool as shown.

Cable Assembly Instruction L

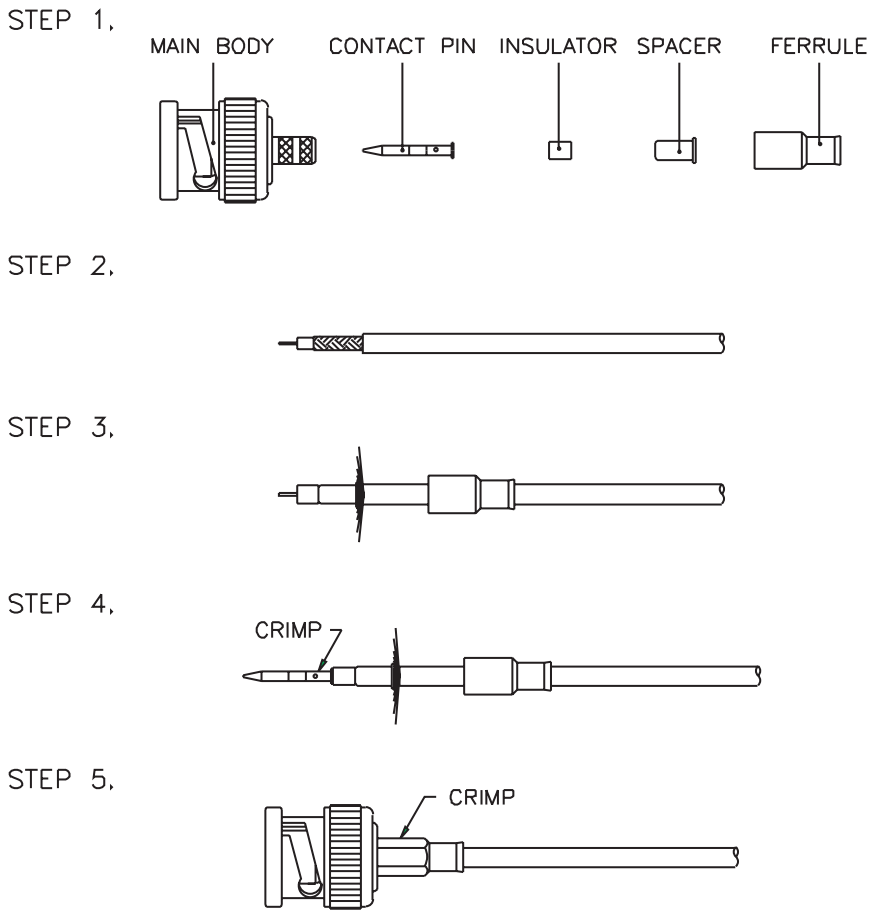

STEP 1. All parts of the connector are shown.
A crimp tool is necessary to complete the connection.

STEP 2. Strip the inner conductor, dielectric, braid, and jacket as per "RECOMMENDED CABLE STRIPPING DIM'S" in catalog.

STEP 3. Slide the FERRULE onto cable, then fold back braid wire and slide the SPACER and INSULATOR onto dielectric as shown.

STEP 4. Insert inner conductor into the CONTACT PIN, crimp it with crimp tool as shown.

STEP 5. Push cable and parts into the MAIN BODY until it stops. Then slide the FERRULE over braid wire and against the MAIN BODY, crimp it with the crimp tool as shown.

Clamp-solder

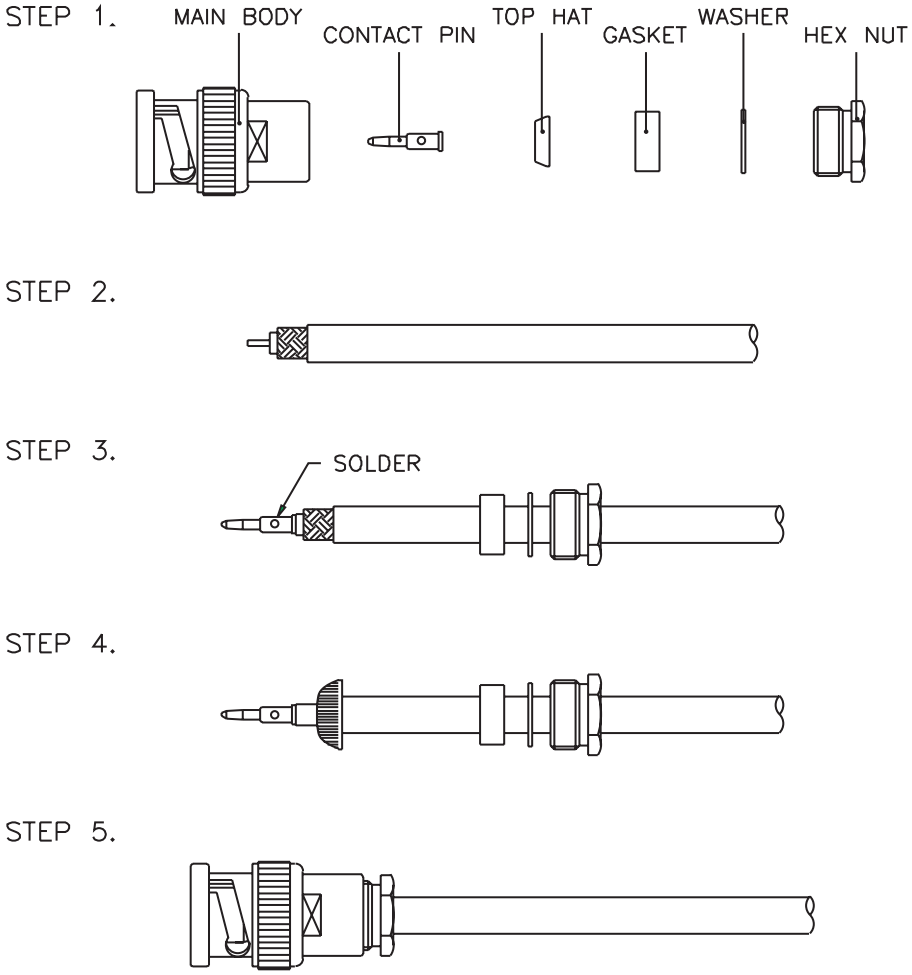

STEP 1. All parts of the connector are shown.

STEP 2. Strip the cable inner conductor, dielectric, and jacket as per "RECOMMENDED CABLE STRIPPING DIM'S" in catalog.

STEP 3. Insert inner conductor into the CONTACT PIN and solder it as shown. Then slide the HEX NUT, WASHER, and GASKET onto cable one by one.

STEP 4. Place the TOP HAT over braid and push back against cable jacket. Fold back braid wire as shown.

STEP 5. Insert cable and parts into the MAIN BODY, then screw the HEX NUT until it is tightened.

Cable Assembly Instruction N

Clamp-solder

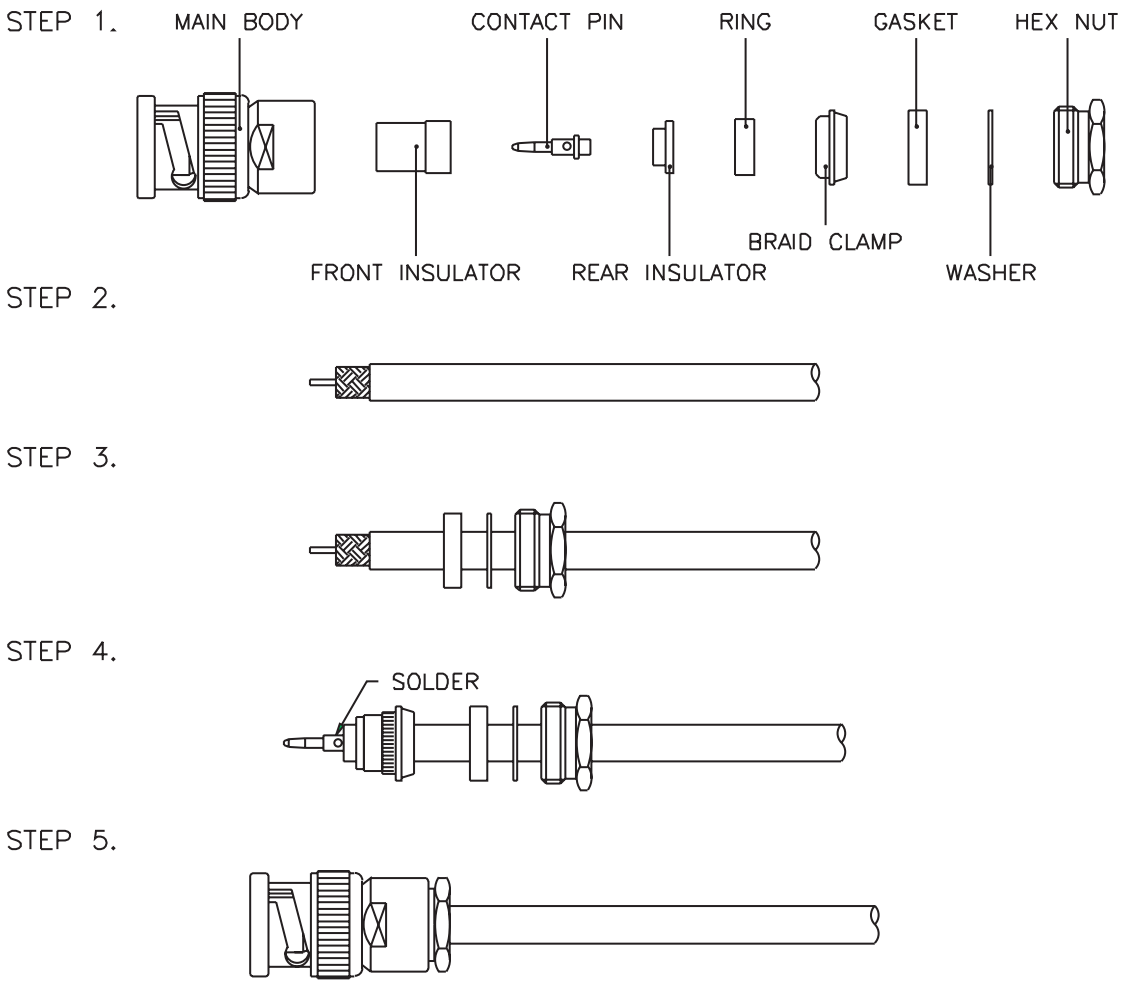

STEP 1. All parts of the connector are shown.

STEP 2. Strip the inner conductor, dielectric, and jacket as per "RECOMMENDED CABLE STRIPPING DIM'S" in catalog.

STEP 3. Slide the HEX NUT, WASHER, and GASKET onto cable one by one.

STEP 4. Place the BRAID CLAMP over braid and push back against cable jacket. Fold back braid wire as shown, and slide the RING and REAR INSULATOR against the BRAID CLAMP. Then insert inner conductor into the CONTACT PIN and solder it.

STEP 5. Insert cable and parts into the MAIN BODY, then screw the HEX NUT until it is tightened.

Cable Assembly Instruction 0

Twist-on

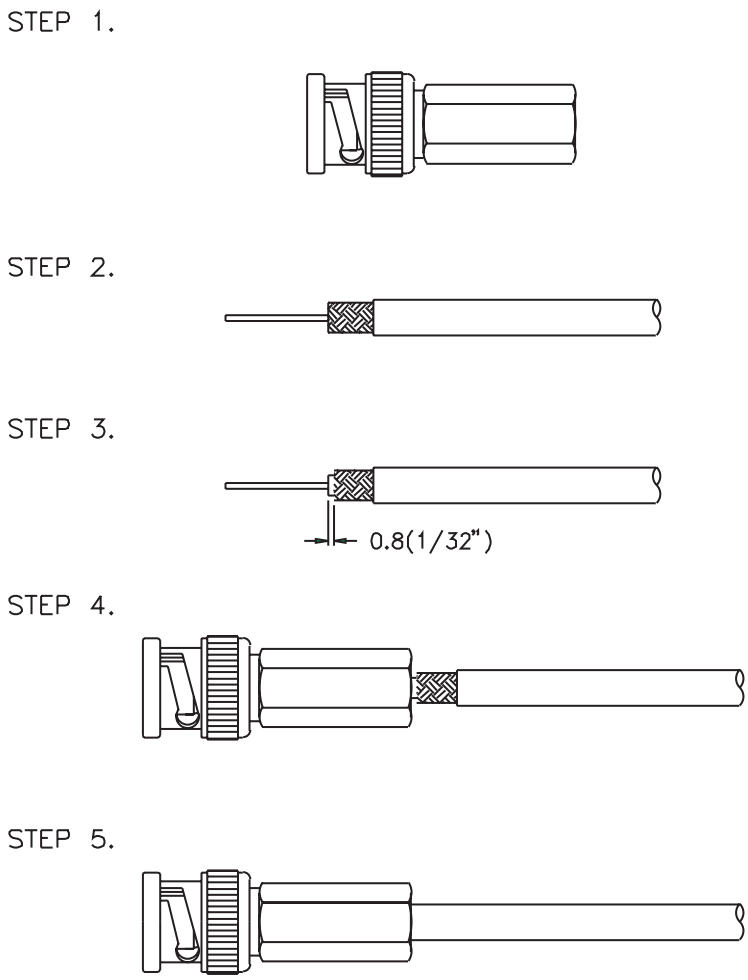

STEP 1. The connector is shown.

STEP 2. Strip the cable inner conductor, dielectric, braid, and jacket as per "RECOMMENDED CABLE STRIPPING DIM'S" in catalog.

STEP 3. Twist braid in a clockwise direction so that at least 0,8mm of dielectric is bared, and braid is left flat.

STEP 4. Insert inner conductor into back end of connector gently, and feed it into the guide hole.

STEP 5. Push and screw connector onto cable in a clockwise direction until it stops.

Cable Assembly Instruction P

Solder-wedge compression

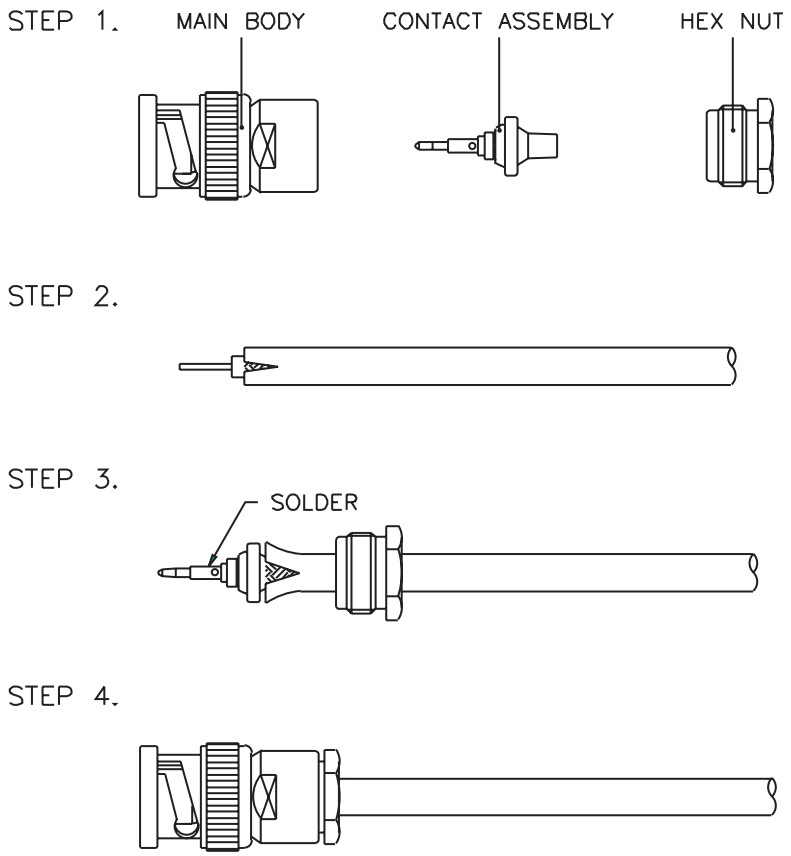

STEP 1. All parts of the connector are shown.

STEP 2. Strip the cable inner conductor, dielectric, and jacket as per "RECOMMENDED CABLE STRIPPING DIM'S" in catalog.

STEP 3. Slide the HEX NUT onto cable, then insert the CONTACT ASSEMBLY under braid and jacket.

STEP 4. Insert cable and parts into the MAIN BODY, then screw the HEX NUT until it is tight.

Cable Assembly Instruction Q

Clamp

STEP 1.

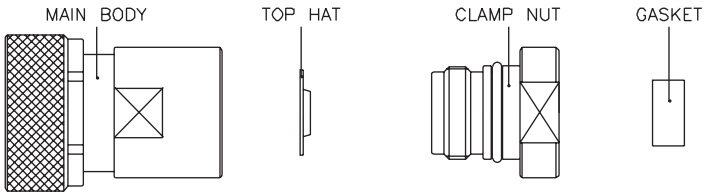

STEP 2.

STEP 3.

STEP 4.

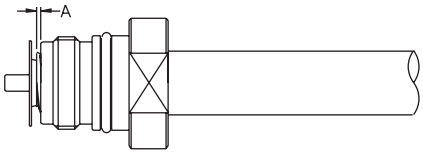

STEP 5.

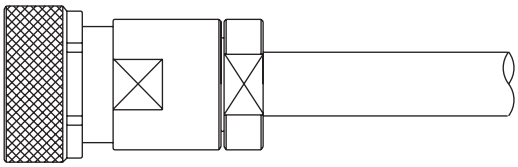

STEP 1. All parts of the connector are shown.

STEP 2. Strip the inner conductor, dielectric, outer conductor, and jacket as per "RECOMMENDED CABLE STRIPPING DIM'S" in catalog.

STEP 3. Thread the GASKET onto the cable until it is against the cable jacket.

STEP 4. Thread the CLAMP NUT onto the cable until the A dimension is 1-1.5 mm, then push the TOP HAT onto the outer conductor of cable inside as shown.

STEP 5. Thread the MAIN BODY onto the CLAMP NUT and tighten the connection with wrenches, hold the CLAMP NUT and turn only the MAIN BODY.

Cable Assembly Instruction R

Twin Solder-clamp

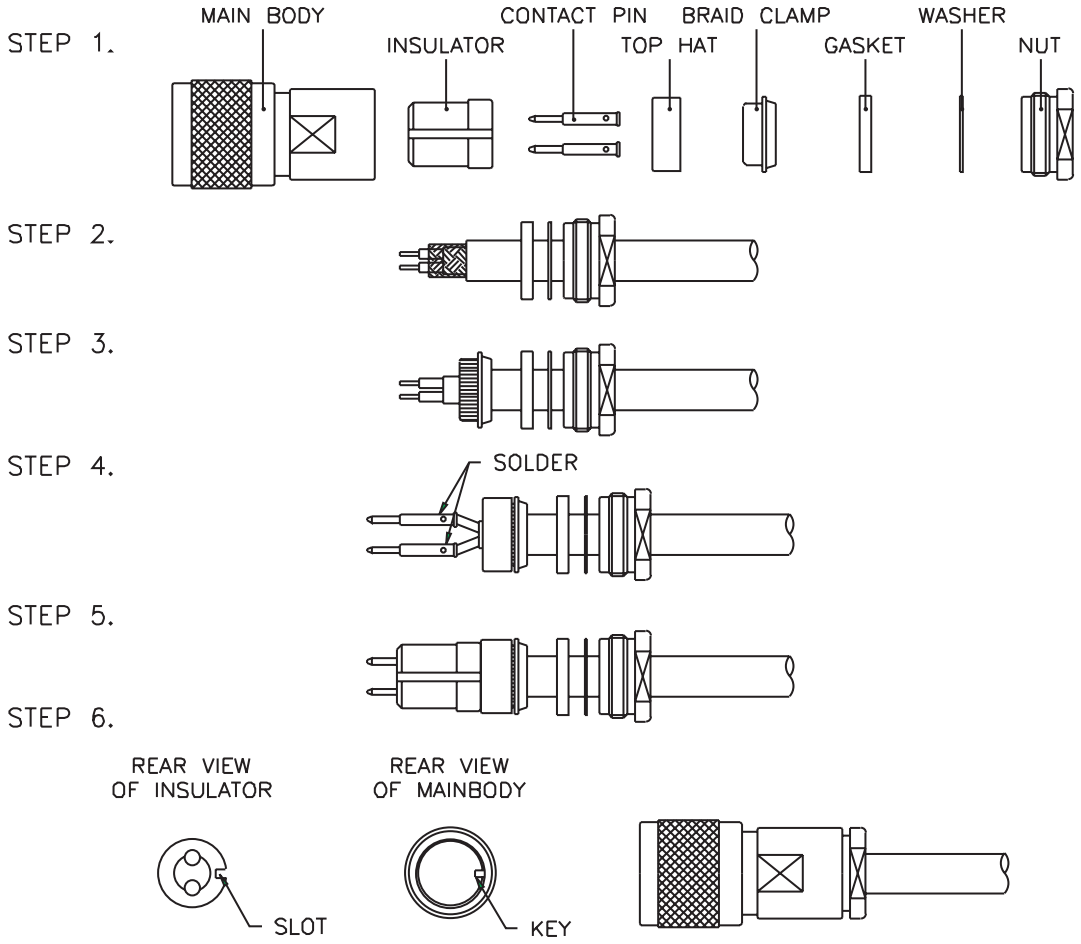

STEP 1. All parts of the connector are shown.

STEP 2. Strip the cable inner conductor, dielectric, and jacket as per "RECOMMENDED CABLE STRIPPING DIM'S" in catalog. Then slide the NUT, WASHER, and GASKET onto cable.

STEP 3. Place the BRAID CLAMP over braid and push back against cable jacket. Fold back braid wire as shown.

STEP 4. Slide the TOP HAT against the BRAID CLAMP. Then insert inner conductor into the CONTACT PINs and solder them.

STEP 5. Insert the CONTACT PINs into the INSULATOR until the INSULATOR is against the TOP HAT.

STEP 6. Insert cable and parts into the MAIN BODY, aligning slot of the INSULATOR with key in the MAIN BODY. Then screw the NUT until it is tight.

Cable Assembly Instruction S

Crimp-crimp

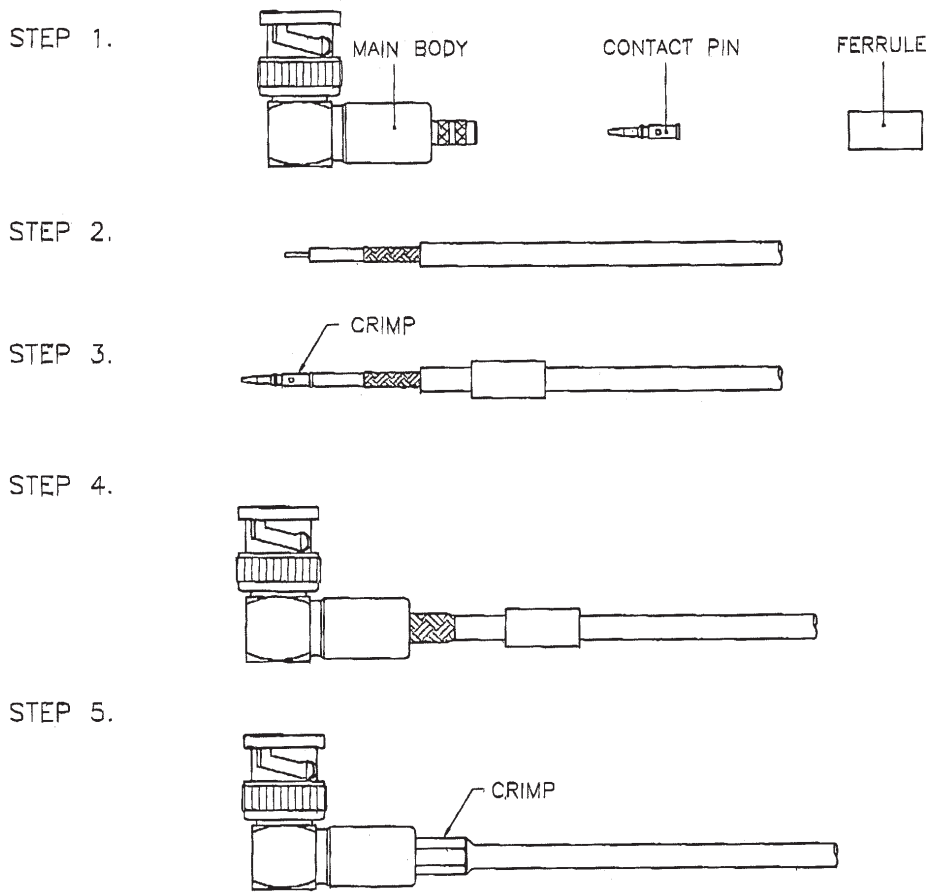

STEP 1. All parts of the connector are shown. A crimp tool is necessary to complete the termination.

STEP 2. Strip the cable inner conductor, dielectric, braid, and jacket as per "RECOMMENDED CABLE STRIPPING DIM'S" in catalog.

STEP 3. Insert inner conductor into the CONTACT PIN and crimp it with the crimp tool as shown. Then slide the FERRULE onto cable.

STEP 4. Insert the MAIN BODY into braid and dielectric.

STEP 5. Slide the FERRULE over braid and crimp it with the crimp tool as shown.

Cable Assembly Instruction T

Solder (with reducer)

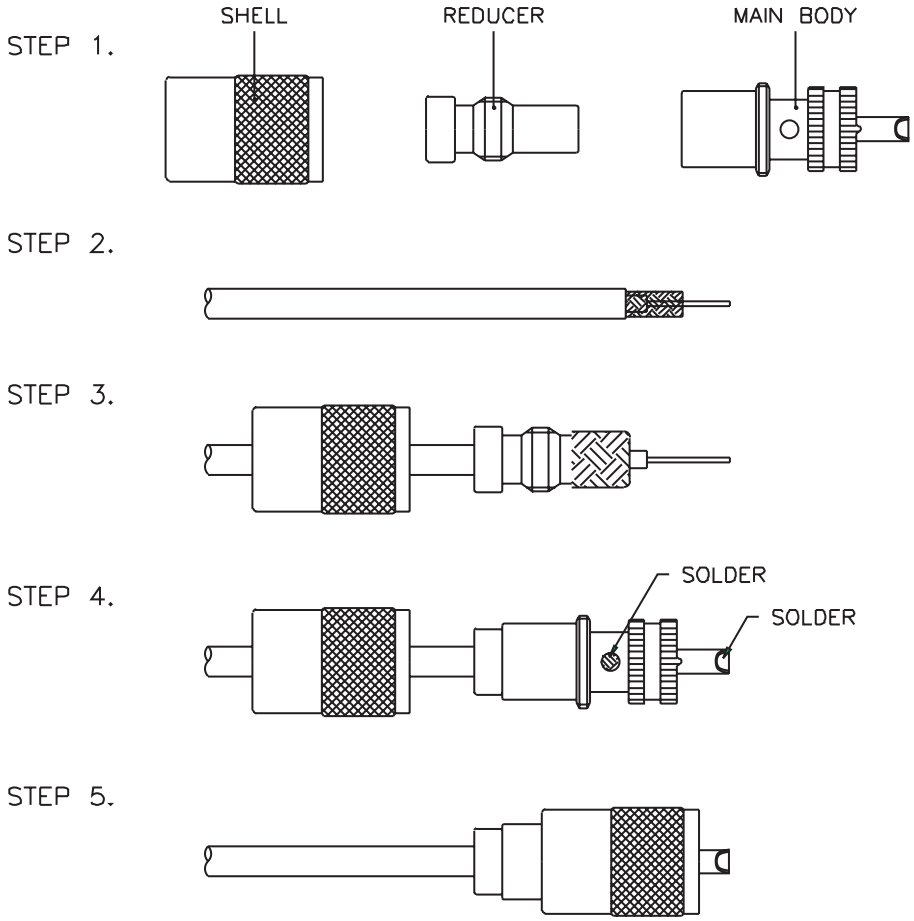

STEP 1. All parts of the connector are shown.

STEP 2. Strip the cable inner conductor, dielectric, braid, and jacket as per "RECOMMENDED CABLE STRIPPING DIM'S" in catalog.

STEP 3. Slide the SHELL and REDUCER onto cable, then fold back braid wire over the REDUCER as shown.

STEP 4. Screw the MAIN BODY onto the REDUCER and solder it as shown.

STEP 5. Slide the SHELL forward and screw in place on the MAIN BODY.

FCP

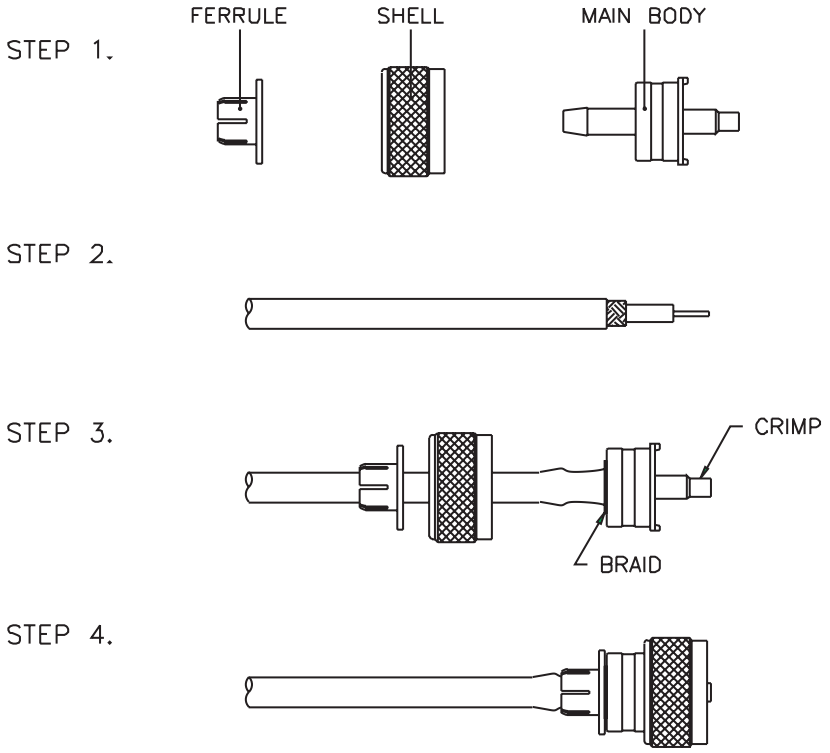

STEP 1. All parts of the connector are shown.

STEP 2. Strip the cable inner conductor, dielectric, braid, and jacket as per "RECOMMENDED CABLE STRIPPING DIM'S" in catalog.

STEP 3. Slide the FERRULE and SHELL onto cable one by one, and insert the MAIN BODY into braid and dielectric until it is against cable jacket. Then crimp the CONTACT PIN as shown.

STEP 4. Slide the SHELL onto the MAIN BODY, and push the FERRULE until it is against the MAIN BODY. If inner conductor sticks out beyond the CONTACT PIN, trim it.

Cable Assembly Instruction V

Crimp-crimp

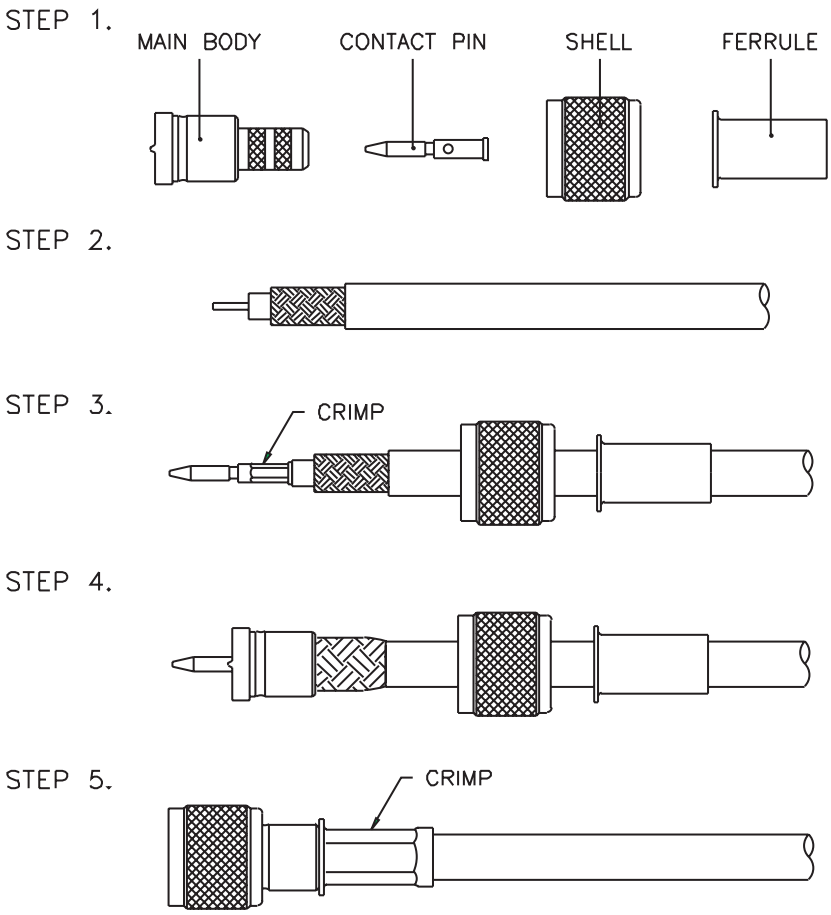

STEP 1. All parts of the connector are shown. A crimp tool is necessary to complete the connection.

STEP 2. Strip the cable inner conductor, dielectric, braid, and jacket as per "RECOMMENDED CABLE STRIPPING DIM'S" in catalog.

STEP 3. Insert inner conductor into the CONTACT PIN, crimp it with the crimp tool as shown. Then slide the FERRULE and SHELL onto cable one by one.

STEP 4. Insert the MAIN BODY under braid and dielectric.

STEP 5. Slide the SHELL until it is against the MAIN BODY, then slide the FERRULE over braid, crimp it with the crimp tool as shown.

Cable Assembly Instruction W

Crimp

STEP 1.

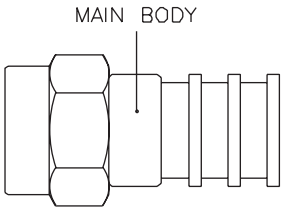

STEP 2.

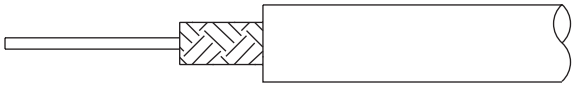

STEP 3.

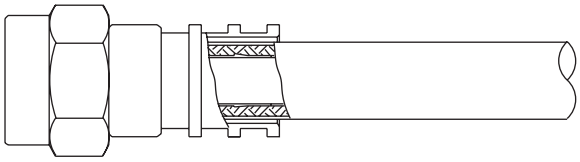

STEP 4.

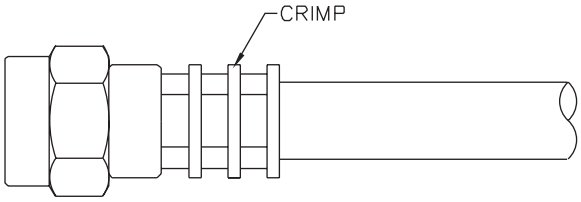

STEP 1. All parts of the connector are shown. A crimp tool is necessary to complete the connection.

STEP 2. Strip the inner conductor, dielectric, braid, and jacket as per "RECOMMENDED CABLE STRIPPING DIM'S" in catalog.

STEP 3. Insert cable into the back end of MAIN BODY gently, and feed it into the guide hole.

STEP 4. Crimp it with the crimp tool as shown.

Cable Assembly Instruction X

Solder-crimp

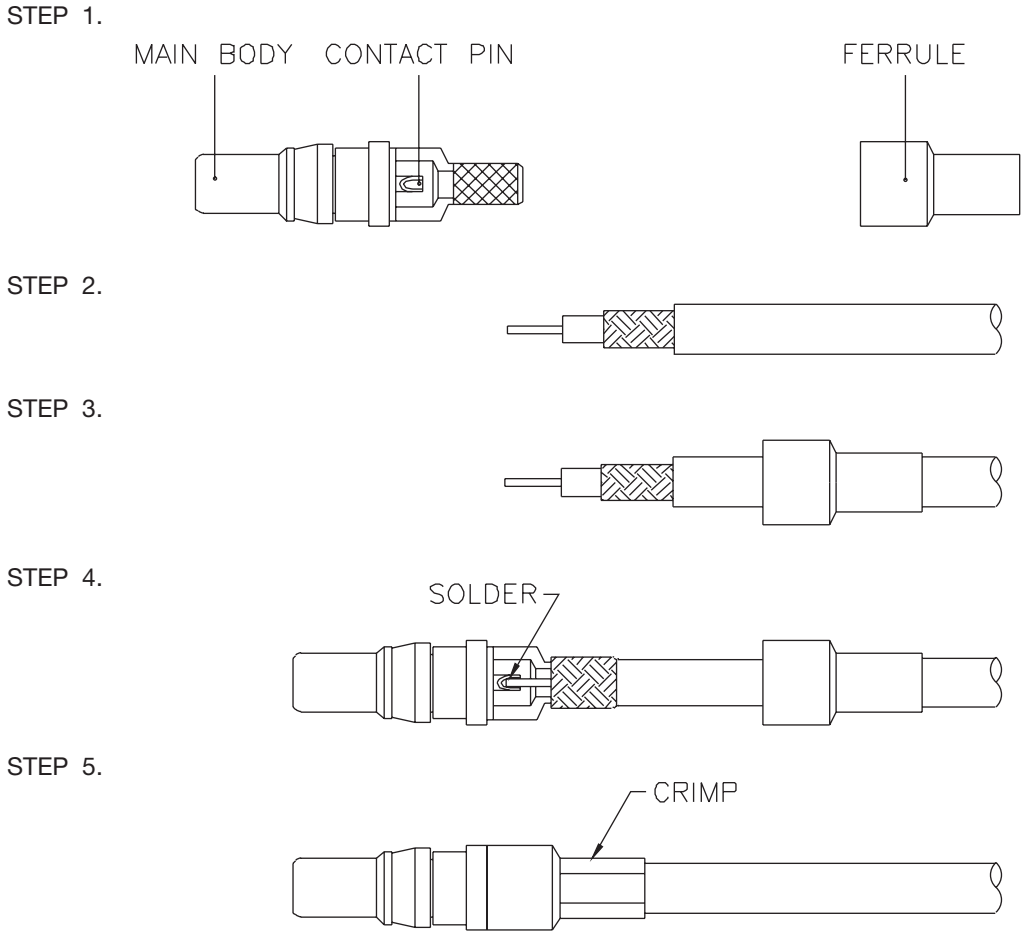

STEP 1. All parts of the connector are shown. A crimp tool is necessary to complete the connection.

STEP 2. Strip the inner conductor, dielectric, braid, and jacket as per "RECOMMENDED CABLE STRIPPING DIM'S" in catalog.

STEP 3. Slide the FERRULE onto cable.

STEP 4. Solder inner conductor to contact pin of the MAIN BODY as shown.

STEP 5. Slide the FERRULE over braid; crimp it with the crimp tool as shown.

Cable Assembly Instruction Y

Solder-clamp

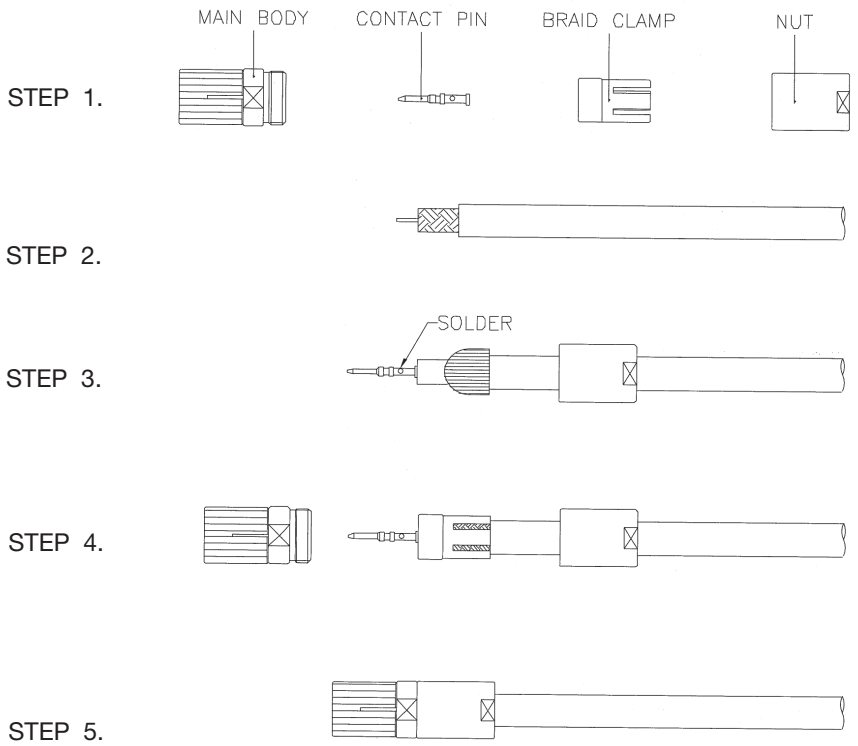

STEP 1. All parts of the connector are shown.

STEP 2. Strip the cable inner conductor, dielectric, braid, and jacket as per "RECOMMENDED CABLE STRIPPING DIM'S" in catalog.

STEP 3. Slide the NUT onto cable, then insert inner conductor into the CONTACT PIN and solder it, fold back braid wire as shown.

STEP 4. Place the BRAID CLAMP over braid and push back against cable jacket.

STEP 5. Insert cable and parts into the MAIN BODY, then screw the NUT until it is tightened.

Cable Assembly Instruction Z

Crimp - crimp

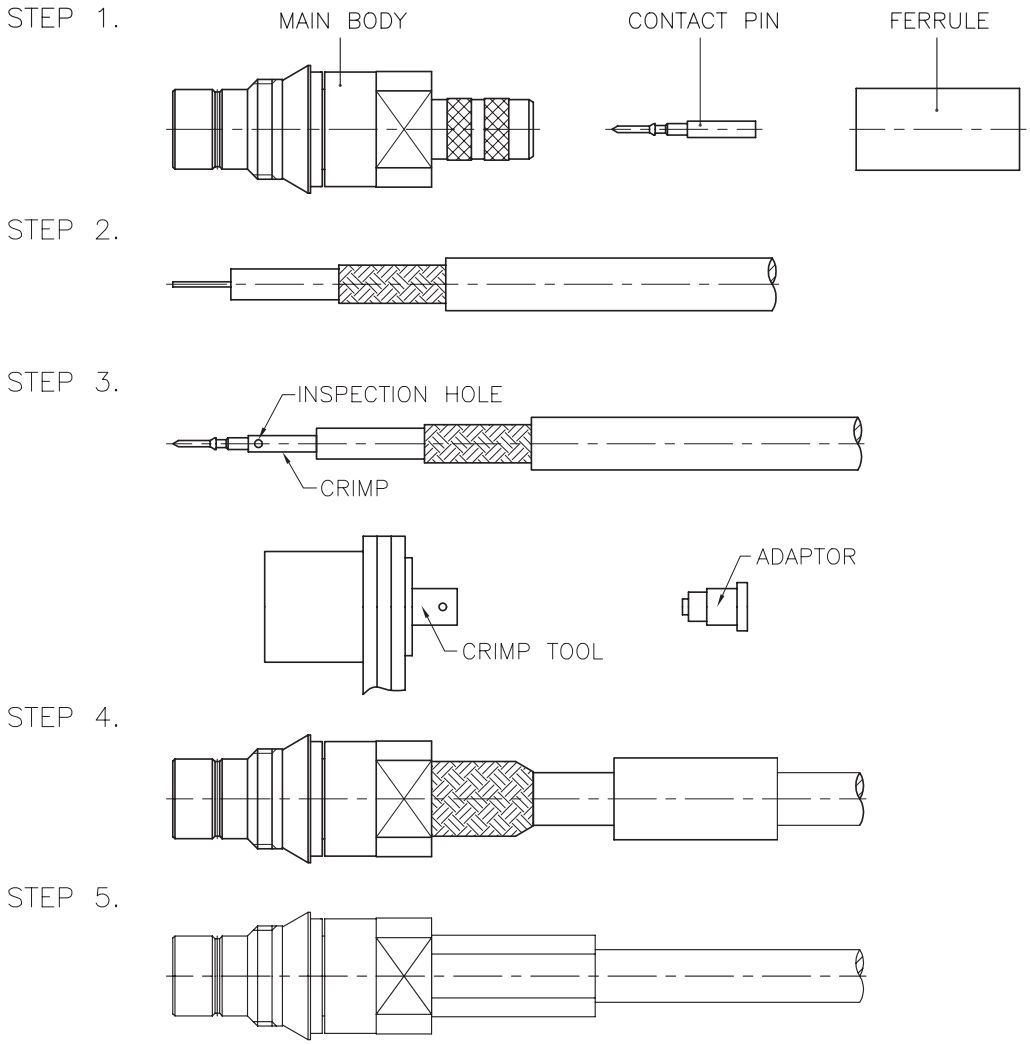

STEP 1. All parts of the connector are shown. A crimp tool is necessary to complete the termination.

STEP 2. Strip the cable inner conductor, dielectric, braid, and jacket as per "RECOMMENDED CABLE STRIPPING DIM'S" in catalog.

STEP 3.1 Place centre contact on conductor.
(ensure conductor is visible through inspection hole)
STEP 3.2 Place adaptor in crimp tool
STEP 3.3 Insert cable into adaptor. Push home.
STEP 3.4 Crimp centre contact

STEP 4. Insert the MAIN BODY into braid and dielectric.

STEP 5. Slide the FERRULE over braid and crimp it with the crimp tool as shown.

Part number	Description	Page
1.0/2.3		
1231110L2-E06	45 degrees crimp/solder plug	183
1231110L2-E16	45 degrees crimp/solder plug	183
1231110L2-E16A	45 degrees crimp/solder plug	183
1231110L2-E20	45 degrees crimp/solder plug	183
1231110L2-E21	45 degrees crimp/solder plug	183
1231110L2-E22	45 degrees crimp/solder plug	183
1231110L2-E23	45 degrees crimp/solder plug	183
1231112D1-E06	angled crimp/solder plug	183
1231112D1-E16	angled crimp/solder plug	183
1231112D1-E16A	angled crimp/solder plug	183
1231112D1-E20	angled crimp/solder plug	183
1231112D1-E21	angled crimp/solder plug	183
1231112D1-E22	angled crimp/solder plug	183
1231112D1-E23	angled crimp/solder plug	183
1231112D1-E24	angled crimp/solder plug	183
1231121D1-E06	straight crimp/crimp plug	183
1231121D1-E16	straight crimp/crimp plug	183
1231121D1-E16A	straight crimp/crimp plug	183
1231121D1-E20	straight crimp/crimp plug	183
1231121D1-E21	straight crimp/crimp plug	183
1231121D1-E22	straight crimp/crimp plug	183
1231121D1-E23	straight crimp/crimp plug	183
1231121D1-E24	straight crimp/crimp plug	183
1232076A1-P15	u-link adapter	186
123625100-ES2	straight pcb receptacle	184
1236251B1-ES1	straight pcb receptacle	184
1236251PF-ES1	straight press-fit jack	185
1236251PF-ES2	straight press-fit jack	185
1236251PF-ES3	straight press-fit jack	185
1236252AF-ER1	angled pcb receptacle	185
1236252AF-ER2	angled pcb receptacle	185
1236252PF-ER1	angled press-fit jack	185
1236412A1-E06	bulkhead crimp/solder jack	184
1236412A1-E16	bulkhead crimp/solder jack	184
1236412A1-E16A	bulkhead crimp/solder jack	184
1236412A1-E20	bulkhead crimp/solder jack	184
1236412A1-E21	bulkhead crimp/solder jack	184
1236412A1-E22	bulkhead crimp/solder jack	184
1236412A1-E23	bulkhead crimp/solder jack	184
1236412A1-E24	bulkhead crimp/solder jack	184
1236421A1-E06	bulkhead crimp/crimp jack	184
1236421A1-E16	bulkhead crimp/crimp jack	184
1236421A1-E16A	bulkhead crimp/crimp jack	184
1236421A1-E20	bulkhead crimp/crimp jack	184
1236421A1-E21	bulkhead crimp/crimp jack	184
1236421A1-E22	bulkhead crimp/crimp jack	184
1236421A1-E23	bulkhead crimp/crimp jack	184
1236421A1-E24	bulkhead crimp/crimp jack	184
1.6/5.6		
1561112A1-N/3GT3G-3-75	angled crimp/ solder plug	189
1561112A1-N/3GT3G-6-75	angled crimp/ solder plug	189
1561112L1-E16	angled crimp/ solder plug	189
1561112L1-E16A	angled crimp/ solder plug	189
1561112L1-E20	angled crimp/ solder plug	189
1561112L1-E21	angled crimp/ solder plug	189
1561112L1-E23	angled crimp/ solder plug	189
1561112L1-E25	angled crimp/ solder plug	189
1561112L2-E06	angled crimp/ solder plug	189
1561112L2-E22	angled crimp/ solder plug	189
1561112L2-E24	angled crimp/ solder plug	189
1561121AF-E06	straight crimp/crimp plug	189
1561121AF-E16	straight crimp/crimp plug	189
1561121AF-E16A	straight crimp/crimp plug	189
1561121AF-E20	straight crimp/crimp plug	189
1561121AF-E21	straight crimp/crimp plug	189
1561121A1-E22	straight crimp/crimp plug	189
1561121A1-E23	straight crimp/crimp plug	189
1561121AF-E24	straight crimp/crimp plug	189
1561121AF-E25	straight crimp/crimp plug	189
1561121L1-E06	straight crimp/crimp plug	189
1561121L1-E22	straight crimp/crimp plug	189
1561121L1-E23	straight crimp/crimp plug	189
1561121L1-E25	straight crimp/crimp plug	189
1561121LF-E16	straight crimp/crimp plug	189
1561121LF-E16A	straight crimp/crimp plug	189
1561121LF-E20	straight crimp/crimp plug	189
1561121LF-E21	straight crimp/crimp plug	189
1561121LF-E24	straight crimp/crimp plug	189
1562071A1-N/3GT3G-75	adapter plug-to-plug	193
1562076A2-P15	adapter u-link	193
1562076A2-P30	adapter u-link	193
1564077A1-N/3GT3G-75	Y-adapter plug-jack-plug	193
1564077A3-P15	adapter u-link	193
1566251AF-ES1	straight pcb	191
1566251AF-ES3	straight pcb	191
1566251M1-ES2	straight pcb	191
1566251M1-N/3GT3G-75	straight bulkhead pcb jack	192
1566251PF-ES1	straight press-fit jack	192
1566251PF-ES2	straight press-fit jack	192
1566251PF-ES3	straight press-fit jack	192
1566251PF-ES4	straight press-fit jack	192
1566252AF-ER1	angled pcb receptacle	192
1566252AF-ER2	angled pcb receptacle	192
1566412A1-E16	angled crimp/solder jack	190
1566412A1-E20	angled crimp/solder jack	190
1566412A1-E22	angled crimp/solder jack	190
1566412A1-E23	angled crimp/solder jack	190
1566412A1-E24	angled crimp/solder jack	190
1566412A1-E25	angled crimp/solder jack	190
1566412AF-E06	angled crimp/solder jack	190
1566412AF-E16A	angled crimp/solder jack	190
1566412AF-E21	angled crimp/solder jack	190
1566421A1-E23	angled crimp/solder jack	190
1566421A1-N/3GT3G-3-75	bulkhead crimp/ crimp jack	190
1566421A1-N/3GT3G-6-75	bulkhead crimp/ crimp jack	190
1566421AF-E06	bulkhead crimp/ crimp jack	190
1566421AF-E16	bulkhead crimp/ crimp jack	190
1566421AF-E16A	bulkhead crimp/ crimp jack	190
1566421AF-E20	bulkhead crimp/ crimp jack	190
1566421AF-E21	bulkhead crimp/ crimp jack	190
1566421AF-E22	bulkhead crimp/ crimp jack	190
1566421AF-E24	bulkhead crimp/ crimp jack	190
1566421AF-E25	bulkhead crimp/ crimp jack	190
1566441A1-N/3GT3G-3-75	straight bulkhead clamp jack	191
1566441A1-N/3GT3G-6-75	straight bulkhead clamp jack	191
1566442A1-N/3GT3G-3-75	angled bulkhead clamp jack	191
1566442A1-N/3GT3G-6-75	angled bulkhead clamp jack	191
1567471A1-N/3GT3G-75	bulkhead adapter jack-jack	193
1568077A1-N/3GT3G-75	Y-adapter jack-jack-jack	194
7/16		
7161111A1-SATS-1-50	straight crimp plug	143
7161111A1-SATS-1A-50	straight crimp plug	143
7161111A1-SATS-5-50	straight crimp plug	143
7161111A1-SATS-7-50	straight crimp plug	143
7161111A1-SATS-7A-50	straight crimp plug	143
7161111A2-SATS-7C-50	straight crimp plug	143
7161111A2-SATS-17-50	straight crimp plug	143
7161141A1-NATS-C3-50	straight crimp plug	143
7161141A1-NATS-C5-50	straight crimp plug	143
7161141A1-NATS-C6-50	straight crimp plug	143
7161141A1-NATS-C7-50	straight crimp plug	143
7161141A1-SATS-F2-50	straight crimp plug	143
7161141A1-NATS-F3-50	straight crimp plug	143
7161141A1-NATS-F5-50	straight crimp plug	143
7161142A1-SATS-1-50	angled crimp/solder plug	144
7161142A1-SATS-1A-50	angled crimp/solder plug	144
7161112A1-SATS-17-50	angled crimp/solder plug	144
7161112A1-SATS-7-50	angled crimp/solder plug	144
7161112A1-SATS-7C-50	angled crimp/solder plug	144
7161112A1-SATS-7A-50	angled crimp/solder plug	144
7161141A1-SATS-C2-50	straight clamp plug	143
7161141A1-SATS-C3-50	straight clamp plug	143
7161141A1-SATS-C5-50	straight clamp plug	143
7161142A1-SATS-C2-50	angled clamp plug	144
7161142A1-SATS-C3-50	angled clamp plug	144
7161142A1-SATS-C5-50	angled clamp plug	144
7161142A1-NATS-C3-50	angled clamp plug	144
7161142A1-NATS-F3-50	angled clamp plug	144
7161142A1-SATS-F2-50	angled clamp plug	144
7161181A1-SATS-10-50	straight solder plug	143
7161181A1-SATS-12-50	straight solder plug	143
7161181B1-SATS-11-50	straight solder plug	143
7161182A1-SATS-10-50	angled solder plug	144
7161182A1-SATS-12-50	angled solder plug	144
7161182A2-SATS-11-50	angled solder plug	144
7161551A2-SATS-50	panel receptacle jack	148
7161551B1-SATS-50	panel receptacle jack	148
7162071A1-SATS-50	adapter plug-to-plug	149
7165072A1-SATS-50	angled adapter plug-to-jack	149
7166111A1-SATS-1-50	straight crimp jack	145
7166111A1-SATS-1A-50	straight crimp jack	145
7166111A1-SATS-7-50	straight crimp jack	145
7166111A1-SATS-7A-50	straight crimp jack	145
7166111A2-SATS-17-50	straight crimp jack	145
7166111A2-SATS-7C-50	straight crimp jack	145
7166141A1-ATS-C5-50	straight clamp jack	145
7166141A1-ATS-C6-50	straight clamp jack	145
7166141A1-ATS-C7-50	straight clamp jack	145
7166141A1-ATS-F3-50	straight clamp jack	145
7166141A1-ATS-F5-50	straight clamp jack	145
7166141A1-SATS-C2-50	straight clamp jack	145
7166141A1-SATS-C3-50	straight clamp jack	145
7166141A1-SATS-C5-50	straight clamp jack	145
7166181A1-SATS-10-50	straight solder jack	145
7166181A1-SATS-11-50	straight solder jack	145
7166181A1-SATS-12-50	straight solder jack	145
7166411A1-SATS-1-50	bulkhead crimp jack	147
7166411A1-SATS-17-50	bulkhead crimp jack	147
7166411A1-SATS-7C-50	bulkhead crimp jack	147
7166411B1-SATS-7-50	bulkhead crimp jack	147
7166411B1-SATS-7A-50	bulkhead crimp jack	147
7166411B2-SATS-1A-50	bulkhead crimp jack	147
7166441A1-SATS-C2-50	bulkhead clamp jack	147
7166441A1-SATS-C3-50	bulkhead clamp jack	147
7166441A1-SATS-C5-50	bulkhead clamp jack	147
7166451A2-SATS-50	bulkhead receptacle jack	148
7166481A1-SATS-10-50	bulkhead solder jack	147
7166481A1-SATS-12-50	bulkhead solder jack	147
7166481B1-SATS-11-50	bulkhead solder jack	147
7166511A1-SATS-1-50	panel crimp jack	146
7166511A1-SATS-1A-50	panel crimp jack	146
7166511A1-SATS-7-50	panel crimp jack	146
7166511A1-SATS-7A-50	panel crimp jack	146
7166511A2-SATS-17-50	panel crimp jack	146
7166511A2-SATS-7C-50	panel crimp jack	146
7166541A1-SATS-1/2-50	panel clamp jack	146
7166541A1-SATS-3/8-50	panel clamp jack	146
7166551A2-SATS-50	panel receptacle jack	148
7166551B1-SATS-50	panel receptacle jack	148
7166551C1-N/NTS-50	panel receptacle jack	148
7166581A1-SATS-10-50	panel solder jack	146
7166581A1-SATS-12-50	panel solder jack	146
7166581B1-SATS-11-50	panel solder jack	146
7167071A1-SATS-50	adapter jack-to-jack	149
7167471A1-N/NTS-50	bulkhead adapter jack-jack	149
AMC		
A-1JB	surface mount jack	207
Between Series Adapters		
031-6101	rp tnc jack to ame jack	219
031-6109	rp bnc jack to ame jack	220
031-6112	rp tnc jack to ame jack	220
031-6208	tnc jack to ame jack	220
031-6137	rp tnc jack to ame jack	220
901-10097	rp sma jack to ame jack	220
BF-TF1-NT3G-50	adapter bnc jack-tnc jack	217
BF-TM-NT3G-50	adapter bnc jack-tnc plug	217
BM-FMEM-NDS-50	fme adapter nipple plug-to-bnc plug	218
BM-L-FMEM-NT3G-50	angled adapter fme nipple plug-to-bnc plug	218
BM-SMBF-3GT3G-50	adapter bnc plug-smb jack	217
BM-SMBM-NT3G-50	adapter bnc plug-smb plug	217
BM-TF1-NT3G-50	adapter bnc plug-tnc jack	217
BM-TM1-NT3G-50	adapter bnc plug-tnc plug	217
FME2071N1-NTS-50	adapter fme nipple plug-to-n plug	219
FMEM-MCXM-NT3G-50	adapter fme nipple plug-to-mcx plug	219
FMEM-MUM-NDS-50	adapter fme nipple plug-to-mini-uhf plug	219
FMEM-UM-NTS-50	adapter fme nipple plug-to-uhf plug	219
NF -716F-SATS-50	adapter n jack-to-7/16 jack	216
NF -716M-SATS-50	adapter n jack-to-7/16 jack	216
NF-BF-NT3G-50	adapter n jack-to-bnc jack	215
NF-BM-NT3G-50	adapter n jack-to-bnc jack	215
NF-FM2-NT3G-75	adapter n jack-to-f plug	216
NF-SMAF2-NT3G-50	adapter n jack-to-sma jack	213
NF-SMAF-NT3G-50	adapter n jack-to-sma jack	212
NF-SMAM-NT3G-50	adapter n jack-to-sma plug	212
NF-TF2-NT3G-50	adapter n plug to tnc female	216

Index of Part Numbers, Series Between Series Adapters, BNC

Part number	Description	Page
NF-TM-NT3G-50	adapter n jack-to-tnc plug	215
NM -716F-SATS-50	adapter n plug-to-7/16 jack	216
NM -716M-SATS-50	adapter n plug-to-7/16 plug	217
NM-SMAF-NT3G-50	adapter n plug-to-sma jack	212
NM-SMAM-NT3G-50	adapter n plug-to-sma plug	212
NM-TM1-NT3G-50	adapter n plug-to-tnc jack	216
OS-7050-NDG	adapter bnc plug-to-f jack	218
OS-7051-NDG	adapter n plug-to-bnc plug	215
OS-7059-NDG	adapter bnc plug-uhf plug	218
OS-7060-NDG	adapter bnc plug-uhf jack	218
OS-7249-NDG	adapter n jack-to-f jack	216
OS-7324-NDG	adapter n plug-to-bnc jack	215
OS-7328-NDG	adapter n plug-to-tnc jack	215
OS-7330-NDG	adapter n plug-to-uhf jack	217
OS-7334-NTN	adapter n jack-to-tnc jack	216
OS-7610-NDG	adapter mini-uhf plug-uhf jack	218
RSMAM-MMCXM-3GT50G-50	adapter reversed sma jack-to-mmcx plug	214
SMAF-BF3-NT3G-50	adapter sma jack-bnc jack	211
SMAF-BM-3GT3G-50	adapter sma jack-bnc plug	211
SMAF-FMEM-NT3G-50	adapter fme nipple plug-to-sma jack	219
SMAF-MCXF1-3GT50G-50	adapter sma jack-mcx jack	214
SMAF-MCXM1-3GT50G-50	adapter sma jack-mcx plug	214
SMAF-MMCXF1-NT3G-50	adapter sma jack-mmcx jack	215
SMAF-MMCXM1-3GT50G-50	adapter sma jack-mmcx plug	214
SMAF-MUF-NT3G-50	adapter sma jack-mini-uhf jack	214
SMAF-MUM-NT3G-50	adapter sma jack-mini-uhf plug	213
SMAF-SMBF1-3GT50G-50	adapter sma jack-smb plug	212
SMAF-SMBM1-3GT50G-50	adapter sma jack-smb plug	212
SMAF-TF-NT3G-50	adapter sma jack-tnc jack	211
SMAF-TM-NT3G-50	adapter sma jack-tnc plug	211
SMAF-UF-NT3G-50	adapter sma jack-uhf jack	213
SMAF-UM-NT3G-50	adapter sma jack-uhf plug	213
SMAM-BF-NT3G-50	adapter sma plug-bnc jack	211
SMAM-BM-NT3G-50	adapter sma plug-bnc plug	211
SMAM-FMEM-NT3G-50	adapter fme nipple plug-to-sma plug	219
SMAM-MCXF1-3GT50G-50	adapter sma plug-mcx jack	214
SMAM-MCXM1-3GT50G-50	adapter sma plug-mcx plug	214
SMAM-MMCXF1-3GT50G-50	adapter sma plug-mmcx jack	214
SMAM-MMCXM1-3GT50G-50	adapter sma plug-mmcx plug	215
SMAM-MUF-NT3G-50	adapter sma plug-mini-uhf jack	213
SMAM-MUM-NT3G-50	adapter sma plug-to-mini-uhf plug	213
SMAM-SMBF-3GT50G-50	adapter sma plug-smb jack	212
SMAM-SMBM1-3GT50G-50	adapter sma plug-smb plug	212
SMAM-TF-NT3G-50	adapter sma plug-tnc jack	211
SMAM-TM-NT3G-50	adapter sma plug-tnc plug	211
SMAM-UF-NT3G-50	adapter sma plug-uhf jack	213
SMAM-UM-NT3G-50	adapter sma plug-uhf plug	213
TF-L-MCXF-NT3G-50 angled	adapter tnc female-mcx female	218
TM-FMEM-NDS-50	adapter fme nipple plug-to-tnc plug	218
TM-L-FMEM-NT3G-50	angled adapter fme nipple plug-to-tnc plug	219
BNC		
AC-BNC-JJ-75	bulkhead xlr receptacle jack-to-jack	221
AC-BNC-JJ-75B	bulkhead xlr receptacle jack-to-jack	221
AC-BNC-JJA-75	bulkhead xlr receptacle jack-to-jack	221
AC-BNC-PJ-75	bulkhead xlr receptacle jack-to-jack	221
AC-BNC-PJ-75B	bulkhead xlr receptacle jack-to-jack	221
AC-BNC-PJA-75	bulkhead xlr receptacle jack-to-jack	221
B1004A1-ND3G-50R-0.01-0.5W	terminator plug	100
B1004A1-ND3G-75R-0.05-1W	terminator plug	100
B1004A1-ND3G-93R-0.05-1W	terminator plug	100
B1004A1-NT3G-50R-0.5W	terminator plug	100
B1004A1-NT3G-75R-0.05-1W	terminator plug	100
B1004A1-NT3G-93R-0.05-1W	terminator plug	100
B1004A3-NT3G-50R	terminator plug	100
B1004A3-NT3G-75R-0.01-0.5W	terminator plug	100
B1005A1-001-N	cap male	101
B1005A1-N	cap male	101
B1007A1-NT3G	shorting cap male	101
B1007A2-NT3G	shorting cap male	101
B1111L1-001-ND3G-01-50	straight crimp plug	77
B1111L1-001-ND3G-03-50	straight crimp plug	77
B1112A1-ND3G-1-50	angled crimp/solder plug	79
B1112A1-ND3G-1A-50	angled crimp/solder plug	79
B1112A1-ND3G-3-50	angled crimp/solder plug	79
B1112A1-ND3G-3-75	angled crimp/solder plug	79
B1112A1-NT3G-1-50	angled crimp/solder plug	79
B1112A1-NT3G-1B-50	angled crimp/solder plug	79
B1112A1-NT3G-3-75	angled crimp/solder plug	79
B1112A4-ND3G-7B-50	angled crimp/solder plug	79
B1112A4-NT3G-7-50	angled crimp/solder plug	79
B1112A4-NT3G-7A-50	angled crimp/solder plug	79
B1112A4-NT3G-7C-50	angled crimp/solder plug	79
B1112A6-NT3G-18-75	angled crimp/solder plug	79
B1112A6-NT3G-19-75	angled crimp/solder plug	79
B1112A6-NT3G-3-75	angled crimp/solder plug	79
B1112B1-001-ND3G-1-50	angled crimp/solder plug	79
B1112B1-001-ND3G-3-50	angled crimp/solder plug	79
B1112B1-001-ND3G-3-75	angled crimp/solder plug	79
B1112E1-ND3G-16-75	angled crimp/solder plug	80
B1112E1-ND3G-16A-75	angled crimp/solder plug	80
B1112E1-ND3G-5-50	angled crimp/solder plug	80
B1112E1-ND3G-5A-50	angled crimp/solder plug	80
B1112E1-ND3G-6-75	angled crimp/solder plug	80
B1112E1-ND3G-6A-75	angled crimp/solder plug	80
B1121A1-ND3G-1-50	straight crimp/crimp plug	77
B1121A1-ND3G-15-75	straight crimp/crimp plug	77
B1121A1-ND3G-16-75	straight crimp/crimp plug	78
B1121A1-ND3G-16A-75	straight crimp/crimp plug	78
B1121A1-ND3G-3-50	straight crimp/crimp plug	77
B1121A1-ND3G-3-75	straight crimp/crimp plug	77
B1121A1-ND3G-3A-75	straight crimp/crimp plug	77
B1121A1-ND3G-7B-50	straight crimp/crimp plug	77
B1121A1-ND3G-8-75	straight crimp/crimp plug	77
B1121A1-NT3G-1-50	straight crimp/crimp plug	77
B1121A1-NT3G-15-75	straight crimp/crimp plug	77
B1121A1-NT3G-22-75	straight crimp/crimp plug	77
B1121A2-NT3G-07D-50	straight crimp/crimp plug	77
B1121A6-NT3G-7-50	straight crimp/crimp plug	77
B1121A6-NT3G-7A-50	straight crimp/crimp plug	77
B1121A6-NT3G-7C-50	straight crimp/crimp plug	77
B1121A6-NT3G-7E-75	straight crimp/crimp plug	77
B1121A6-NT3G-7F-75	straight crimp/crimp plug	77
B1121A9-003-NT3G-75	straight crimp/crimp plug	77
B1121A9-009-NT30G-3A-75	straight crimp/crimp plug	77
B1121A9-010-NT30G-16-75	straight crimp/crimp plug	78
B1121A9-010-NT30G-16A-75	straight crimp/crimp plug	78
B1121A9-NT15G-18-75	straight crimp/crimp plug	77
B1121A9-NT15G-19-75	straight crimp/crimp plug	77
B1121A9-NT15G-8A-75	straight crimp/crimp plug	77
B1121A9-NT15G-8B-75	straight crimp/crimp plug	77
B1121A9-NT3G-3-75	straight crimp/crimp plug	77
B1121AA-NT3G-1B-50	straight crimp/crimp plug	77
B1121B1-ND3G-3-50	straight crimp/crimp plug	77
B1121B1-ND3G-3-75	straight crimp/crimp plug	77
B1121BA-001-ND3G-1-50	straight crimp/crimp plug	77
B1121BA-001-ND3G-1A-50	straight crimp/crimp plug	77
B1121C1-ND3G-15A-75	straight crimp/crimp plug	77
B1121CA-001-ND3G-4A-75	straight crimp/crimp plug	78
B1121CA-002-ND3G-8A-75	straight crimp/crimp plug	77
B1121E1-ND3G-5-50	straight crimp/crimp plug	78
B1121E1-ND3G-5A-50	straight crimp/crimp plug	78
B1121E1-ND3G-6-50	straight crimp/crimp plug	78
B1121E1-ND3G-6A-75	straight crimp/crimp plug	78
B1121E2-003-ND3G-6-75	straight crimp/crimp plug	78
B1121E9-002-NTPX3G-6-75	straight crimp/crimp plug	78
B1121F9-003-NTPX3G-6-75	straight crimp/crimp plug	78
B1121FA-001-ND3G-5-50	straight crimp/crimp plug	78
B1121FA-001-ND3G-6-50	straight crimp/crimp plug	78
B1121G1-ND3G-5-50	straight crimp/crimp plug	77
B1121G1-ND3G-6-75	straight crimp/crimp plug	77
B1121H1-001-ND3G-14-50	straight crimp/crimp plug	78
B1121H1-001-ND3G-5-50	straight crimp/crimp plug	77
B1121H1-001-ND3G-6-75	straight crimp/crimp plug	77
B1122A1-ND3G-1-50	angled crimp/crimp plug	80
B1122A1-ND3G-3-50	angled crimp/crimp plug	80
B1122A1-ND3G-3-75	angled crimp/crimp plug	80
B1122A1-NT3G-15-75	angled crimp/crimp plug	80
B1122A1-NT3G-8-75	angled crimp/crimp plug	80
B1122B1-001-ND3G-1-50	angled crimp/crimp plug	80
B1122B1-001-ND3G-3-75	angled crimp/crimp plug	80
B1122B1-001-ND3G-75	angled crimp/crimp plug	80
B1122E1-002-ND3G-5-50	angled crimp/crimp plug	81
B1122E1-ND3G-6-75	angled crimp/crimp plug	81
B1122F1-001-ND3G-5-50	angled crimp/crimp plug	81
B1122F1-001-ND3G-6-75	angled crimp/crimp plug	81
B1131A1-ND3G-1-50	straight twist-on plug	87
B1131A1-ND3G-3-50	straight twist-on plug	87
B1131A1-ND3G-3-75	straight twist-on plug	87
B1131A1-ND3G-8-50	straight twist-on plug	87
B1131B1-001-ND3G-1-50	straight twist-on plug	87
B1131B1-001-ND3G-3-50	straight twist-on plug	87
B1131B1-001-ND3G-3-75	straight twist-on plug	87
B1131B1-001-ND3G-8-75	straight twist-on plug	87
B1132B1-001-ND3G-1-50	angled twist-on plug	87
B1132B1-001-ND3G-3-50	angled twist-on plug	87
B1132B1-001-ND3G-3-75	angled twist-on plug	87
B1141A1-ND3G-1-50	straight clamp plug	85
B1141A1-ND3G-3-50	straight clamp plug	85
B1141A1-ND3G-3-75	straight clamp plug	85
B1141A2-NT3G-7A-50	straight clamp plug	85
B1141A2-NT3G-7E-75	straight clamp plug	85
B1141C1-ND3G-1-50	straight clamp plug	85
B1141C1-ND3G-3-50	straight clamp plug	85
B1141C1-ND3G-3-75	straight clamp plug	85
B1141C1-NT3G-5-50	straight clamp plug	85
B1141D1-001-ND3G-1-50	straight clamp plug	85
B1141D1-ND3G-3-50	straight clamp plug	85
B1141G1-ND3G-1-50	straight clamp plug	87
B1141G1-ND3G-3-50	straight clamp plug	87
B1141G1-ND3G-3-75	straight clamp plug	87
B1142E1-ND3G-1-50	angled clamp plug	86
B1142E1-ND3G-3-50	angled clamp plug	86
B1142E1-ND3G-3-75	angled clamp plug	86
B1181A1-N/3GT3G-10-50	straight solder plug	81
B1181A1-N/NT30GA-10-75	straight solder plug	81
B1181A1-NT3G-11-50	straight solder plug	81
B1182A1-N/3GT3G-10-50	angled solder plug	80
B1182A1-N/NT30GA-11-50	angled solder plug	80
B1351Q1-ND3G-50	bulkhead receptacle plug	88
B1351Q2-NT3G-75	bulkhead receptacle plug	88
B1551A1-NT3G-50	panel receptacle plug	90
B2071A2-ND3G-50	adapter plug-to-plug	99
B2071A2-ND3G-75	adapter plug-to-plug	99
B2071B2-002-ND3G-50	adapter plug-to-plug	99
B2071B2-002-ND3G-75	adapter plug-to-plug	99
B5071A1-NT3G-75	bulkhead adapter jack-plug	97
B5072A1-ND3G-50	angled adapter plug-to-jack	99
B5072A1-ND3G-75	angled adapter plug-to-jack	99
B5072B1-001-ND3G-50	angled adapter plug-to-jack	99
B5072B1-001-ND3G-75	angled adapter plug-to-jack	99
B6004A1-001-ND3G	terminator jack	101
B6004A1-NT3G-50R-0.05-1W	terminator jack	101
B6004A1-NT3G-75R-0.05-1W	terminator jack	101
B6051A1-NT50G-50	bulkhead receptacle jack	89
B6051A2-NT30G-50	bulkhead receptacle jack	89
B6121A1-004-ND3G-1A-50	straight crimp/crimp jack	81
B6121A1-NT3G-1-50	straight crimp/crimp jack	81
B6121A1-NT3G-15-75	straight crimp/crimp jack	81
B6121A1-NT3G-1B-50	straight crimp/crimp jack	81
B6121A1-NT3G-3-50	straight crimp/crimp jack	81
B6121A1-NT3G-3-75	straight crimp/crimp jack	81
B6121A1-NT3G-3A-75	straight crimp/crimp jack	81
B6121A1-NT3G-7B-50	straight crimp/crimp jack	81
B6121A2-NT3G-18-75	straight crimp/crimp jack	81
B6121A2-NT3G-19-75	straight crimp/crimp jack	81
B6121A2-NT3G-8A-75	straight crimp/crimp jack	81
B6121A2-NT3G-8B-75	straight crimp/crimp jack	81
B6121A6-NT3G-7C-50	straight crimp/crimp jack	81
B6121B1-ND3G-1-50	straight crimp/crimp jack	81
B6121B1-ND3G-16-75	straight crimp/crimp jack	81
B6121B1-ND3G-3-50	straight crimp/crimp jack	81
B6121E1-ND3G-5-50	straight crimp/crimp jack	81
B6121E1-ND3G-5A-50	straight crimp/crimp jack	81
B6121E1-ND3G-6-75	straight crimp/crimp jack	81
B6121E1-ND3G-6A-75	straight crimp/crimp jack	81
B6121G1-NT3G-14-50	straight crimp/crimp jack	81
B6131A1-ND3G-1-50	straight twist-on jack	87
B6131A1-ND3G-3-50	straight twist-on jack	87
B6141A1-NT3G-1-50	straight clamp jack	86
B6141A1-NT3G-3-50	straight clamp jack	86
B6141A1-NT3G-3-75	straight clamp jack	86
B6141A2-NT3G-7A-50	straight clamp jack	86

Index of Part Numbers, Series BNC, F, Filtered Connectors, FME, MCX

Part number	Description	Page
B6141G1-NT3G-1-50	straight clamp jack	87
B6141G1-NT3G-3-50	straight clamp jack	87
B6141G1-NT3G-3-75	straight clamp jack	87
B6181A1-N/3GT3G-10-50	straight solder jack	81
B6181A1-N/3GT3G-11-50	straight solder jack	81
B625100-005-NT3G-75	straight pcb jack	92
B625100-006-NT3G-50	pcb edge mount jack	93
B625100-006-NT3G-75	pcb edge mount jack	93
B625100-008-NT3G-50	straight pcb jack	92
B625100-009-NT3G-50	straight pcb jack	91
B625100-009-NT3G-75	straight pcb jack	91
B6251C1-003-NT3G-50	straight pcb jack	91
B6251C1-004-NT3G-50	straight pcb jack	91
B6251C1-005-NT30G-75T	straight pcb jack	92
B6251C1-NT3G-50	straight pcb jack	91
B6251C1-NT3G-75	straight pcb jack	91
B6251D1-NPB3G-50	straight pcb jack	91
B6251D1-NPB3G-75	straight pcb jack	91
B6251E1-NT3G-50	straight pcb jack	92
B6251F1-NT3G-50	straight pcb jack	92
B6251F1-NT3G-75	straight pcb jack	92
B6251G1-NPP3G-50	straight pcb jack	94
B6251G1-NPP3G-75T	straight pcb jack	94
B6251G2-NPP3G-50	straight pcb jack	94
B6251G2-NPP3G-75T	straight pcb jack	94
B6251G3-NPP3G-50	straight pcb jack	94
B6251G3-NPP3G-75T	straight pcb jack	94
B6251PF-001-NT10G-50	receptacle pcb jack	95
B6251Q1-001-NT3G-50	pcb edge mount jack	93
B6251Q1-001-NT3G-75	pcb edge mount jack	93
B6252H5-NPP3G-50	angled pcb jack	94
B6252H5-NPP3G-75T	angled pcb jack	94
B6252H6-NPP3G-50	angled pcb jack	94
B6252H6-NPP3G-75T	angled pcb jack	94
B6252H7-NPP3G-50	angled pcb jack	94
B6252H7-NPP3G-75T	angled pcb jack	94
B6252H8-NPP3G-50	angled pcb jack	94
B6252H8-NPP3G-75T	angled pcb jack	94
B6252HA-NPP3G-50	angled pcb jack	94
B6252HA-NPP3G-75T	angled pcb jack	94
B6252HB-NPP3G-50	angled pcb jack	94
B6252HB-NPP3G-75T	angled pcb jack	94
B6252HC-NPP3G--50-75T	angled pcb jack	94
B6252HD-NPP3G--50-75T	angled pcb jack	94
B632100-001-NT3G-5-50	bulkhead crimp/crimp jack	82
B6321A2-001-NT3G-5A-50	bulkhead crimp/crimp jack	83
B6321A2-003-NT3G-5-50	bulkhead crimp/crimp jack	83
B6321A2-005-NT3G-5A-50	bulkhead crimp/crimp jack	83
B6351B1-004-NT3G-50	bulkhead pcb jack	93
B6351B1-ND3G-50	bulkhead receptacle jack	88
B6351B1-ND3G-75	bulkhead receptacle jack	88
B6351B1-NT3G-50	bulkhead receptacle jack	88
B6351B2-ND3G-50	bulkhead receptacle jack	88
B6351B2-ND3G-75	bulkhead receptacle jack	88
B6381A1-N/3GT3G-11-50	bulkhead solder jack	84
B6381-N/3GT3G-11-75	bulkhead solder jack	84
B6421A1-003-NT3G-75	bulkhead crimp/crimp jack	82
B6421A1-ND3G-1A-50	bulkhead crimp/crimp jack	82
B6421A1-NT3G-1-50	bulkhead crimp/crimp jack	82
B6421A1-NT3G-15-75	bulkhead crimp/crimp jack	82
B6421A1-NT3G-16-75	bulkhead crimp/crimp jack	83
B6421A1-NT3G-16A-75	bulkhead crimp/crimp jack	83
B6421A1-NT3G-1B-50	bulkhead crimp/crimp jack	82
B6421A1-NT3G-3-50	bulkhead crimp/crimp jack	82
B6421A1-NT3G-3-75	bulkhead crimp/crimp jack	82
B6421A1-NT3G-3A-50	bulkhead crimp/crimp jack	82
B6421A1-NT3G-7B-50	bulkhead crimp/crimp jack	82
B6421A2-NT3G-1-50	bulkhead crimp/crimp jack	82
B6421A2-NT3G-3-75	bulkhead crimp/crimp jack	82
B6421A3-NT3G-18-75	bulkhead crimp/crimp jack	83
B6421A3-NT3G-19-75	bulkhead crimp/crimp jack	83
B6421A6-NT3G-7C-50	bulkhead crimp/crimp jack	82
B6421B1-ND3G-1-50	bulkhead crimp/crimp jack	82
B6421B1-ND3G-3-50	bulkhead crimp/crimp jack	82
B6421B1-ND3G-3-75	bulkhead crimp/crimp jack	82
B6421E1-ND3G-5-50	bulkhead crimp/crimp jack	83
B6421E1-ND3G-5A-50	bulkhead crimp/crimp jack	83
B6421E1-ND3G-6-75	bulkhead crimp/crimp jack	83
B6421E1-ND3G-6A-75	bulkhead crimp/crimp jack	83
B6421G1-ND3G-14-50	bulkhead crimp/crimp jack	83
B6441A2-NT3G-1-50	bulkhead clamp jack	86
B6481A1-N/3GT3G-10-50	bulkhead solder jack	84
B6481A1-N/3GT3G-11-50	bulkhead solder jack	84
B6521A1-ND3G-1A-50	panel crimp/crimp jack	84
B6521A1-NT3G-1-50	panel crimp/crimp jack	84
B6521A1-NT3G-3-50	panel crimp/crimp jack	84
B6521A1-NT3G-3-75	panel crimp/crimp jack	84
B6521E1-NT3G-5-50	panel crimp/crimp jack	85
B6521F1-ND3G-6-75	panel crimp/crimp jack	85
B6521F1-NT3G-5A-50	panel crimp/crimp jack	85
B6551A1-NT3G-50	panel receptacle jack	89
B6551A1-NT3G-75	panel receptacle jack	89
B6551A9-001-NT3G-50	panel receptacle jack	89
B6551E1-001-NT3G-50	panel receptacle jack	90
B6551E1-002-NT30G-50	panel receptacle jack	90
B6551E1-002-ST30GA-50	panel receptacle jack	90
B6581A1-N/3GT3G-10-50	panel solder jack	85
B6581A1-N/3GT3G-11-50	panel solder jack	85
B6651B1-NNYL3G-50	bulkhead receptacle jack	88
B6651B1-NNYL3G-75	bulkhead receptacle jack	88
B6721A1-NT3G-1-50	bulkhead crimp/crimp jack	84
B6721A1-NT3G-1A-50	bulkhead crimp/crimp jack	84
B6721A1-NT3G-3-50	bulkhead crimp/crimp jack	84
B6721A1-NT3G-3-75	bulkhead crimp/crimp jack	84
B6721E1-NT3G-5-50	bulkhead crimp/crimp jack	83
B6721E1-NT3G-6-75	bulkhead crimp/crimp jack	83
B675100-001-NT3G-50	bulkhead receptacle jack	88
B705000-NPB3G-75	Dual Port PCB receptacle	95
B705001-NPB3G-75	Dual Port PCB receptacle	95
B7071A1-ND3G-50	bulkhead adapter jack-to-jack	98
B7071A1-ND3G-75	bulkhead adapter jack-to-jack	98
B7471A1-ND3G-50	bulkhead adapter jack-to-jack	97
B7471A1-ND3G-75	bulkhead adapter jack-to-jack	97
B7471A2-ND3G-50	bulkhead adapter jack-to-jack	97
B7471A2-ND3G-75	bulkhead adapter jack-to-jack	97
B7471B1-ND3G-50	bulkhead adapter jack-to-jack	97
B7471B1-ND3G-75	bulkhead adapter jack-to-jack	97
B7771B1-ND3G-50	bulkhead adapter jack-to-jack	98
B7771B1-ND3G-75	bulkhead adapter jack-to-jack	98
B7771B3-ND3G-50	bulkhead adapter jack-to-jack	98
B7771B3-ND3G-75	bulkhead adapter jack-to-jack	98
B8073A1-ND3G-50	tee adapter jack-to-jack-jack	99
B8073A1-ND3G-75	tee adapter jack-to-jack-jack	99
B9073D1-ND3G-50	tee adapter jack-to-plug-jack	100
B9073D1-ND3G-75	tee adapter jack-to-jack-plug	100
MNB1121A1-001-NT30G-75	straight crimp plug	96
MNB1121A1-NT30G-16-75	straight crimp plug	96
MNB1121A1-NT30G-16A-75	straight crimp plug	96
MNB1121A1-NT30G-8A-75	straight crimp plug	96
MNB1121C1-NT30G-18-75	straight crimp plug	96
MNB1121E1-NT30G-6-75	straight crimp plug	96
MNB6251A1-001-3GT30G-75	receptacle pcb jack	96
MNB6251A1-001-NT30G-75	receptacle pcb jack	96
MNB6252A1-001-NT30G-75	angled receptacle jack	96
MNB6721C1-001-NT30G-75	bulkhead crimp jack	96
OS-7078-NDG	tee adapter jack-to-jack-plug	100
OS-7078-NT3G	tee adapter jack-to-jack-plug	100
F		
F1004A1-NT3G-75	terminator male	169
F1005A1-N	cap male	169
F1111A1-001-NT3G-16-75	straight crimp plug	163
F1111A1-001-NT3G-16A-75	straight crimp/crimp plug	163
F1111A1-002-TTT-19-75	straight crimp plug	163
F1111A1-002-TTT-6-75	straight crimp plug	163
F1112A1-NT3G-3-75	angled crimp/solder plug	164
F1112A1-NT3G-8-75	angled crimp/solder plug	164
F1121A1-002-ND3G-9100-75	straight crimp/crimp plug	163
F1121A1-003-ND3G-8-75	straight crimp/crimp plug	163
F1121A3-NT3G-7C-50	straight crimp/crimp plug	163
F1131A1-N-3	straight twist-on plug	164
F1131A1-N-8	straight twist-on plug	164
F1181A1-TTT-11-50	straight solder plug	163
F1181A1-TTT-11-75	straight solder plug	163
F5002I-N-1186A	straight crimp plug	163
F5002-N-1855A	straight crimp plug	163
F5002-N-3	straight crimp plug	163
F5002-N-8	straight crimp plug	163
F5072A2-NPPT-75	angled adapter plug-to-jack	168
F625100-003-TT3G-75	bulkhead pcb receptacle jack	167
F625100-NPPT-75	straight pcb receptacle jack	166
F6252A1-004-TD3G-75	angled pcb receptacle jack	167
F6252A1-NPPT	angled pcb receptacle jack	167
F6252A1-NPPT-75	angled pcb receptacle jack	167
F6411A1-002-TPPT-6	bulkhead crimp jack	165
F6411A1-TPPT-6A	straight crimp jack	165
F6411A2-NT3G-3-75	bulkhead crimp jack	165
F6411A2-NT3G-8-75	bulkhead crimp jack	165
F6411A2-TPPT-6A	bulkhead crimp jack	165
F6481A1-TTT-11	bulkhead solder jack	165
F6551A1-002-NTT	panel receptacle jack	166
F7310-NPPT	bulkhead receptacle jack	165
F7900Z-NPPT	bulkhead adapter jack- jack	168
OS-7219-N	terminator male	169
OS-7223B-NPPT	bulkhead receptacle jack	165
OS-7223L-NPPT	bulkhead receptacle jack	165
OS-7234-NDN	bulkhead adapter plug-plug	168
OS-7236-NPPN	adapter jack-to-plug	168
OS-7265-NDN-8	angled twist-on plug	164
Filtered Connectors		
456-102	bulkhead receptacle filtered tnc crimp jack	198
456-107	angled pcb filtered bnc jack	197
456-107A	pcb bnc filtered bnc jack	197
456-107ANF	pcb bnc jack	197
456-107B	pcb filtered bnc jack	197
456-107BNF	pcb bnc jack	197
456-107SG	bulkhead receptacle filtered bnc solder jack	198
456-107TG	bulkhead receptacle filtered bnc solder jack	198
456-117	angled pcb filtered bnc jack	197
456-117F	angled pcb filtered bnc jack	197
456-117G	angled pcb grounded bnc jack	197
456-117NF	angled pcb bnc jack	197
456-117S	angled pcb filtered bnc jack	197
456-208	bulkhead receptacle filtered bnc crimp jack	198
456-208G	bulkhead receptacle grounded bnc crimp jack	198
456-218	bulkhead receptacle filtered bnc crimp jack	198
456-218G	bulkhead receptacle grounded bnc jack	198
456-717	angled pcb filtered bnc jack	197
456-717F	angled pcb filtered bnc jack	197
456-717G	angled pcb grounded bnc jack	197
456-717NF	angled pcb bnc jack	197
456-717S	angled pcb filtered bnc jack	197
456-915	adapter filtered bnc jack-jack	199
456-917	adapter filtered bnc jack-jack	199
456-920	adapter filtered twin-bnc jack-to-jack	199
FME		
FME1121A3-NT3G-1-50	straight crimp/crimp plug	179
FME1121A3-NT3G-3-50	straight crimp/crimp plug	179
FME1121A4-NT3G-5-50	straight crimp/crimp plug	179
FME1121G1-NT3G-14-50	straight crimp/crimp plug	179
FME1421A2-NT3G-5-50	bulkhead crimp/crimp plug	179
FME1421A3-001-N/TT3G-50	bulkhead crimp/crimp plug	179
FME2071A1-NTS-50	adapter nipple plug-nipple plug	180
FME6121A2-002-ND3G-7B-50	straight crimp/crimp jack	179
FME6121B1-ND3G-1-50	straight crimp/crimp jack	179
FME6121B1-NT3G-1-50	straight crimp/crimp jack	179
FME6121E1-ND3G-5-50	straight crimp/crimp jack	179
MCX		
MCX1112A1-3GT30G-14-50	angled crimp/solder plug	18
MCX1112A1-3GT30G-1-50	angled crimp/solder plug	18
MCX1112A1-3GT30G-1A-50	angled crimp/solder plug	18
MCX1112A1-3GT30G-5-50	angled crimp/solder plug	18
MCX1112A1-3GT30G-5A-50	angled crimp/solder plug	18
MCX1112A1-3GT30G-6-75	angled crimp/solder plug	18
MCX1112A1-3GT30G-6A-75	angled crimp/solder plug	18
MCX1112A1-NT30G-14-50	angled crimp/solder plug	18
MCX1112A1-NT30G-1-50	angled crimp/solder plug	18
MCX1112A1-NT30G-1A-50	angled crimp/solder plug	18
MCX1112A1-NT30G-5-50	angled crimp/solder plug	18
MCX1112A1-NT30G-5A-50	angled crimp/solder plug	18
MCX1112A1-NT30G-6-75	angled crimp/solder plug	18
MCX1112A1-NT30G-6A-75	angled crimp/solder plug	18
MCX1121A1-002-3GT30G-5A-50	straight crimp/crimp plug	17
MCX1121A1-002-NT30G-5A-50	straight crimp/crimp plug	17
MCX1121A1-3GT30G-14-50	straight crimp/crimp plug	17

Index of Part Numbers, Series MCX, MINI-UHF, MMCX, N

Part number	Description	Page
MCX1121A1-3GT30G-5-50	straight crimp/crimp plug	17
MCX1121A1-3GT30G-6-75	straight crimp/crimp plug	17
MCX1121A1-3GT30G-6A-75	straight crimp/crimp plug	17
MCX1121A1-NT30G-14-50	straight crimp/crimp plug	17
MCX1121A1-NT30G-5-50	straight crimp/crimp plug	17
MCX1121A1-NT30G-6-75	straight crimp/crimp plug	17
MCX1121A1-NT30G-6A-75	straight crimp/crimp plug	17
MCX1181A1-3GT30G-11-50	straight solder plug	17
MCX1181A1-3GT30G-13-50	straight solder plug	17
MCX1181A1-NT30G-11-50	straight solder plug	17
MCX1181A2-3GT30G-10-50	straight solder plug	17
MCX1181A2-NT30G-10-50	straight solder plug	17
MCX1182A1-3GT30G-10-50	angled solder plug	18
MCX1182A1-3GT30G-11-50	angled solder plug	18
MCX1182A1-3GT30G-13-50	angled solder plug	18
MCX1182A1-NT30G-10-50	angled solder plug	18
MCX1182A1-NT30G-11-50	angled solder plug	18
MCX1251B1-001-3GT30G-50	straight pcb plug	20
MCX1251B1-001-NT30G-50	straight pcb plug	20
MCX1252B1-3GT30G-50	angled pcb plug	20
MCX1252B1-NT30G-50	angled pcb plug	20
MCX1451A1-001-3GT30G-50	bulkhead receptacle plug	21
MCX1451A1-001-NT30G-50	bulkhead receptacle plug	21
MCX6051A1-3GT30G-50	bulkhead receptacle jack	21
MCX6051A1-NT30G-50	bulkhead receptacle jack	21
MCX6121A1-3GT30G-14-50	straight crimp/crimp jack	18
MCX6121A1-3GT30G-5-50	straight crimp/crimp jack	18
MCX6121A1-3GT30G-5A-50	straight crimp/crimp jack	18
MCX6121A1-3GT30G-6-75	straight crimp/crimp jack	18
MCX6121A1-3GT30G-6A-75	straight crimp/crimp jack	18
MCX6121A1-NT30G-14-50	straight crimp/crimp jack	18
MCX6121A1-NT30G-5-50	straight crimp/crimp jack	18
MCX6121A1-NT30G-5A-50	straight crimp/crimp jack	18
MCX6121A1-NT30G-6-75	straight crimp/crimp jack	18
MCX6121A1-NT30G-6A-75	straight crimp/crimp jack	18
MCX6181A1-3GT30G-11-50	straight solder jack	18
MCX6181A1-3GT30G-13-50	straight solder jack	18
MCX6181A1-NT30G-11-50	straight solder jack	18
MCX6182A1-3GT30G-13-50	angled solder jack	18
MCX625100-001-3GT30G-50	edge card receptacle	21
MCX625100-001-NT30G-50	edge card receptacle	21
MCX6251A1-3GT30G-50	straight pcb jack	20
MCX6251A4-3GT30G-50	straight pcb jack	20
MCX6251B1-3GT30G-50	straight pcb jack	19
MCX6251B1-NT30G-50	straight pcb jack	19
MCX6251B3-3GT30G-50	straight pcb jack	19
MCX6251B3-NT30G-50	straight pcb jack	19
MCX6251B4-3GT30G-50	straight pcb jack	19
MCX6251B4-NT30G-50	straight pcb jack	19
MCX6252B1-001-3GT30G-50	angled pcb jack	20
MCX6252B1-001-NT30G-50	angled pcb jack	20
MCX6252B1-004-3GT30G-50	angled pcb jack	20
MCX6252B1-004-NT30G-50	angled pcb jack	20
MCX6252B1-3GT30G-50	angled pcb jack	20
MCX6252B1-NT30G-50	angled pcb jack	20
MCX6252B4-3GT30G-50	angled pcb jack	20
MCX6252B4-NT30G-50	angled pcb jack	20
MCX6351B9-3GT30G-50	bulkhead receptacle jack	21
MCX6351B9-NT30G-50	bulkhead receptacle jack	21
MCX6421A1-3GT30G-5-50	bulkhead crimp/crimp jack	19
MCX6421A1-3GT30G-5A-50	bulkhead crimp/crimp jack	19
MCX6421A1-3GT30G-6-75	bulkhead crimp/crimp jack	19
MCX6421A1-3GT30G-6A-75	bulkhead crimp/crimp jack	19
MCX6421A1-N/3GT30G-14-50	bulkhead crimp/crimp jack	19
MCX6421A1-NT30G-14-50	bulkhead crimp/crimp jack	19
MCX6421A1-NT30G-5-50	bulkhead crimp/crimp jack	19
MCX6421A1-NT30G-5A-50	bulkhead crimp/crimp jack	19
MCX6421A1-NT30G-6-75	bulkhead crimp/crimp jack	19
MCX6421A1-NT30G-6A-75	bulkhead crimp/crimp jack	19
MCX6481A1-3GT30G-11-50	bulkhead solder jack	19
MCX6481A1-3GT30G-13-50	bulkhead solder jack	19
MCX7071A1-3GT30G-50	adapter jack-to-jack	22
MCX7071A1-NT30G-50	adapter jack-to-jack	22
MCX7471A1-3GT30G-50	bulkhead adapter jack-to-jack	22
MCX7471A1-NT30G-50	bulkhead adapter jack-to-jack	22
MINI-UHF		
MU1004A1-NT3G-50R-0.05-1W	terminator plug	160
MU1112A1-NT3G-1-50	angled crimp/solder plug	159
MU1112A1-NT3G-1A-50	angled crimp/solder plug	159
MU1112A2-NT3G-5-50	angled crimp/solder plug	159
MU1112A2-NT3G-5A-50	angled crimp/solder plug	159
MU1112A3-NT3G-7B-50	angled crimp/solder plug	159
MU1121A1-NT3G-14-50	straight crimp/crimp plug	159
MU1121A1-NT3G-1-50	straight crimp/crimp plug	159
MU1121A1-NT3G-1A-50	straight crimp/crimp plug	159
MU1121A1-NT3G-1B-50	straight crimp/crimp plug	159
MU1121A1-NT3G-3-50	straight crimp/crimp plug	159
MU1121A1-NT3G-5-50	straight crimp/crimp plug	159
MU1121A1-NT3G-5A-50	straight crimp/crimp plug	159
MU1121A1-NT3G-7B-50	straight crimp/crimp plug	159
MU1121D1-ND3G-1-50	straight crimp/crimp plug	159
MU6121A1-NT3G-1-50	straight crimp/crimp jack	159
MU6121A1-NT3G-1A-50	straight crimp/crimp jack	159
MU6121A1-NT3G-3-50	straight crimp/crimp jack	159
MU6121A1-NT3G-7B-50	straight crimp/crimp jack	159
MU6121B1-ND3G-1-50	straight crimp/crimp jack	159
MU6121F1-ND3G-5-50	straight crimp/crimp jack	159
MU6121F1-ND3G-5A-50	straight crimp/crimp jack	159
MU6421A1-NT3G-1-50	bulkhead crimp/crimp jack	159
MU6421E1-NT3G-5-50	bulkhead crimp/crimp jack	159
MU6451B1-NT30G-50	bulkhead receptacle jack	160
MMCX		
MMCX1112A1-3GT30G-14-50	angled crimp/solder plug	10
MMCX1112A1-3GT30G-5-50	angled crimp/solder plug	10
MMCX1112A1-3GT30G-5A-50	angled crimp/solder plug	10
MMCX1112D2-3GT30G-14-50	angled crimp/solder plug	10
MMCX1112D2-3GT30G-5-50	angled crimp/solder plug	10
MMCX1121A1-3GT30G-14-50	straight crimp/crimp plug	10
MMCX1121A1-3GT30G-5-50	straight crimp/crimp plug	10
MMCX1121A1-3GT30G-5A-50	straight crimp/crimp plug	10
MMCX1181A1-3GT30G-11-50	straight solder plug	9
MMCX1181A1-3GT30G-13-50	straight solder plug	9
MMCX1182A1-3GT30G-11-50	angled solder plug	9
MMCX1182A1-3GT30G-13-50	angled solder plug	9
MMCX1251N1-002-3GT30G-50	straight pcb smt plug	11
MMCX1251N1-3GT30G-50	straight pcb plug	11
MMCX1251S1-3GT30G-50	edge card plug	12
MMCX6121A1-3GT30G-14-50	straight crimp/crimp jack	11
MMCX6121A1-3GT30G-5-50	straight crimp/crimp jack	11
MMCX6121A1-3GT30G-5A-50	straight crimp/crimp jack	11
MMCX6181A1-3GT30G-11-50	straight solder jack	9
MMCX6181A1-3GT30G-13-50	straight solder jack	9
MMCX6251C1-3GW30GA-50	edge card plug	12
MMCX6251N1-3GT30G-50	straight pcb receptacle	12
MMCX6251N2-3GT30G-50	straight smt receptacle	12
MMCX6251S1-001-3GT30G-50	edge card jack	13
MMCX6251S1-3GT30G-50	edge card jack	13
MMCX6252N1-3GT30G-50	angled pcb receptacle	12
MMCX6421A1-3GT30G-14-50	bulkhead crimp/crimp jack	11
MMCX6421A1-3GT30G-5-50	bulkhead crimp/crimp jack	11
MMCX6421A1-3GT30G-5A-50	bulkhead crimp/crimp jack	11
MMCX6481A1-3GT30G-11-50	bulkhead solder jack	10
MMCX6481A1-3GT30G-13-50	bulkhead solder jack	10
MMCX7071A1-3GT30G-50	adapter jack-to-jack	14
MMCX7471A1-3GT30G-50	bulkhead adapter jack-to-jack	14
OS-908-22101	smt jack receptacle	13
OS-908-22101T	smt jack receptacle	14
N		
N1004A1-NT3G-50R-1W	terminator plug	139
N1004A2-NT3G-50R-0.01-1W	terminator plug	139
N1005A1-N	cap male	140
N1112A1-NT3G-3-50	angled crimp/solder plug	128
N1112B1-001-NT3G-1-50	angled crimp/solder plug	128
N1112B1-001-NT3G-1A-50	angled crimp/solder plug	128
N1112B1-NT3G-1B-50	angled crimp/solder plug	128
N1112B2-001-NT3G-7A-50	angled crimp/solder plug	128
N1112B2-002-NT3G-7-50	angled crimp/solder plug	128
N1112B2-NT3G-7B-50	angled crimp/solder plug	128
N1112B4-NT3G-17-50	angled crimp/solder plug	128
N1112B4-NT3G-LMR500-50	angled crimp/solder plug	128
N1112E1-NT3G-5A-50	angled crimp/solder plug	128
N1112E2-NT3G-5-50	angled crimp/solder plug	128
N1121A1-NT3G-1-50	straight crimp/crimp plug	127
N1121A1-NT3G-1A-50	straight crimp/crimp plug	127
N1121A1-NT3G-1B-50	straight crimp/crimp plug	127
N1121A1-NT3G-3-50	straight crimp/crimp plug	127
N1121A1-NT3G-7-50	straight crimp/crimp plug	127
N1121A1-NT3G-7A-50	straight crimp/crimp plug	127
N1121A1-NT3G-7B-50	straight crimp/crimp plug	127
N1121A1-NT3G-8-50	straight crimp/crimp plug	127
N1121A1-NT3G-89880-50	straight crimp/crimp plug	128
N1121A1-NT3G-9880-50	straight crimp/crimp plug	128
N1121A2-002-NT3G-7C-50	straight crimp/crimp plug	127
N1121A2-NT3G-7D-50	straight crimp/crimp plug	127
N1121A4-003-NT3G-17-50	straight crimp/crimp plug	127
N1121C1-NT3G-2-50	straight crimp/crimp plug	127
N1121C5-NT3G-LMR500-50	straight crimp/crimp plug	127
N1121G1-NT3G-5-50	straight crimp/crimp plug	127
N1121G1-NT3G-5A-50	straight crimp/crimp plug	127
N1141A1-NT3G-1-50	straight solder plug	131
N1141A1-NT3G-3-50	straight solder plug	131
N1141A2-NT3G-7-50	straight solder plug	131
N1181A1-3G/NT3G-10-50	straight solder plug	127
N1181A2-3G/NT3G-12-50	straight solder plug	127
N1181B1-3G/NT3G-11-50	straight solder plug	127
N1182A1-NT3G-10-50	angled solder plug	128
N1182A1-NT3G-11-50	angled solder plug	128
N1182A1-NT3G-12-50	angled solder plug	128
N1551A1-NT3G-50	panel receptacle plug	133
N1551C1-NT3G-0.3-50	panel receptacle plug	134
N1551E1-NT3G-50	panel receptacle plug	133
N1551M1-001-NT3G-50	panel receptacle plug	134
N2071A1-NT3G-50	adapter plug-to-plug	137
N2072A1-NT3G-50	angled adapter plug-to-plug	139
N5072A1-NT3G-50	angled adapter plug-to-jack	139
N5072A2-NT3G-50	angled adapter plug-to-jack	139
N6004A1-NT3G-50R-0.05-1W	terminator jack	140
N6051A1-001-NT3G-50	receptacle pcb jack	128
N6121A1-NT3G-1-50	straight crimp/crimp jack	128
N6121A1-NT3G-1A-50	straight crimp/crimp jack	128
N6121A1-NT3G-1B-50	straight crimp/crimp jack	128
N6121A1-NT3G-3-50	straight crimp/crimp jack	128
N6121A1-NT3G-7-50	straight crimp/crimp jack	128
N6121A1-NT3G-7A-50	straight crimp/crimp jack	128
N6121A1-NT3G-7B-50	straight crimp/crimp jack	128
N6121A2-NT3G-7C-50	straight crimp/crimp jack	128
N6121A4-001-NT3G-17-50	straight crimp/crimp jack	128
N6121C5-NT3G-LMR500-50	straight crimp/crimp jack	128
N6121G1-NT3G-5-50	straight crimp/crimp jack	128
N6121G1-NT3G-5A-50	straight crimp/crimp jack	128
N6141A1-NT3G-1-50	straight solder jack	131
N6141A1-NT3G-3-50	straight solder jack	131
N6141A2-NT3G-7-50	straight solder jack	131
N6181A1-N/3GT3G-10-50	straight solder jack	129
N6181A1-N/3GT3G-11-50	straight solder jack	129
N625200-001-TT30G-50	angled receptacle pcb jack	136
N6311A1-NT3G-5-50	bulkhead crimpsolder jack	129
N6341A1-001-NT3G-5-50	bulkhead clamp jack	130
N6351A1-NT3G-50	bulkhead receptacle jack	132
N6351B1-005-NT3G-50	bulkhead receptacle jack	132
N6381A1-N/3GT3G-10-50	bulkhead solder jack	129
N6381A1-N/3GT3G-11-50	bulkhead solder jack	129
N6421A1-NT3G-1-50	bulkhead crimp/crimp jack	129
N6421A1-NT3G-1A-50	bulkhead crimp/crimp jack	129
N6421A1-NT3G-1B-50	bulkhead crimp/crimp jack	129
N6421A1-NT3G-7-50	bulkhead crimp/crimp jack	129
N6421A1-NT3G-7A-50	bulkhead crimp/crimp jack	129
N6421A1-NT3G-7B-50	bulkhead crimp/crimp jack	129
N6421A1-NT3G-89880-50	bulkhead crimp/crimp jack	129
N6421A1-NT3G-9880-50	bulkhead crimp/crimp jack	129
N6421A2-NT3G-7C-50	bulkhead crimp/crimp jack	129
N6421A4-NT3G-17-50	bulkhead crimp/crimp jack	129
N6421C1-001-NT3G-2-50	bulkhead crimp/crimp jack	129
N6421C1-001-NT3G-3-50	bulkhead crimp/crimp jack	129
N6421C5-NT3G-LMR500-50	bulkhead crimp/crimp jack	129
N6421G1-001-NT3G-5A-50	bulkhead crimp/crimp jack	129
N6421G1-NT3G-5-50	bulkhead crimp/crimp jack	129
N6441H1-001-NT30G-5-50	bulkhead clamp jack	130
N6441H1-002-NT30G-5-50	bulkhead clamp jack	130
N645100-003-T/NT3G-50	receptacle pcb jack	136
N6481A2-001-NT3G-10-50	bulkhead solder jack	129
N6481A2-NT3G-11-50	bulkhead solder jack	129
N6481A2-NT3G-12-50	bulkhead solder jack	129
N6521A1-NT3G-1-50	panel crimp/crimp jack	130
N6521A1-NT3G-1A-50	panel crimp/crimp jack	130
N6521A1-NT3G-1B-50	panel crimp/crimp jack	130
N6521A1-NT3G-7-50	panel crimp/crimp jack	130
N6521A1-NT3G-7A-50	panel crimp/crimp jack	130
N6521G1-NT3G-5-50	panel crimp/crimp jack	130
N6521G1-NT3G-5A-50	panel crimp/crimp jack	130
N6551A1-004-NT3G	panel receptacle jack	134
N6551A1-012-NT3G-50	panel receptacle jack	135
N6551A1-013-NT3G-50	panel receptacle jack	134

Part number	Description	Page
N6551A1-015-NT3G-50	panel receptacle jack	133
N6551A1-017-NT3G-50	panel receptacle jack	133
N6551A1-019-NT3G-50	panel receptacle jack	135
N6551A1-NT3G-50	panel receptacle jack	133
N6551C1-002-NT3G-50	panel receptacle jack	134
N6551C1-003-NT3G-50	panel receptacle jack	134
N6551C1-NT3G-0.3-50	panel receptacle jack	134
N6551C2-001-NT3G-50	panel receptacle jack	134
N6551E1-015-NT20G-50	panel receptacle jack	133
N6551E1-020-NT3G-50	panel receptacle jack	135
N6551E1-NT3G-50	panel receptacle jack	133
N6551E3-001-NT3G-50	panel receptacle jack	134
N6551M1-001-NT3G-50	panel receptacle jack-tab post	135
N6581A1-NT3G-10-50	panel solder jack	130
N6581A1-NT3G-11-50	panel solder jack	130
N7071A1-NT3G-50	adapter jack-to-jack adapter	137
N7471A1-NT3G-50	bulkhead adapter jack-jack	137
N8073A1-NT3G-50	tee adapter jack-jack-jack	138
N9073A1-001-NT3G-50	tee adapter plug-jack-jack	138
N9073A1-NT3G-50	tee adapter jack-plug-jack	138
NF-RNF-NT3G-50	adapter plug-to-plug	137
NM-RNM-NT3G-50	adapter plug-to-plug	137
RF Tools		
ACE-TOOL 1	hand tool	223
ACE-TOOL 2	hand tool	223
ACE-TOOL 3	hand tool	223
ACE-TOOL 4	hand tool	223
ACE-TOOL 5	hand tool	223
ACE-TOOL 6	hand tool	223
ACE-TOOL 7	hand tool	223
ACE-TOOL 8	hand tool	223
ACE-TOOL 9	hand tool	223
ACE-TOOL 10	hand tool	223
ACE-TOOL 11	hand tool	223
AC-POSITIONER K41	positioner	224
ACE-STRIPPING TOOL 1	stripping tool	224
ACE-STRIPPING TOOL 1	replacement blade	224
M22520/2-01	hand tool	224
227-1483	amc tool	224
Shielded Terminations		
SK0644-NBT-5	angled crimp pcb terminator	68
TMN0111B1-3G-1	straight crimp pcb terminator	67
TMN0111B1-3G-16	straight crimp pcb terminator	67
TMN0111B1-3G-16A	straight crimp pcb terminator	67
TMN0111B1-3G-1A	straight crimp pcb terminator	67
TMN0111B1-3G-3	straight crimp pcb terminator	67
TMN0111B1-N-1	straight crimp pcb terminator	67
TMN0111B2-3G-5	straight crimp pcb terminator	67
TMN0111B2-3G-5A	straight crimp pcb terminator	67
TMN0111B2-N-5	straight crimp pcb terminator	67
TMN0111B3-3G-14	straight crimp pcb terminator	67
TMN0111T1-3G-14	straight crimp pcb terminator	67
TMN0111T1-3G-16	straight crimp pcb terminator	67
TMN0111T1-3G-16A	straight crimp pcb terminator	67
TMN0111T1-3G-3	straight crimp pcb terminator	67
TMN0111T1-3G-5	straight crimp pcb terminator	67
TMN0111T1-3G-5A	straight crimp pcb terminator	67
TMN0111T2-3G-1	straight crimp pcb terminator	67
TMN0111T2-3G-1A	straight crimp pcb terminator	67
TMN0112U1-3G-14	angled crimp pcb terminator	67
TMN0112U1-3G-5	angled crimp pcb terminator	67
TMN0112U1-3G-5A	angled crimp pcb terminator	67
TMN0411A1-N-14	bulkhead crimp terminator	68
TMN0411A1-N-5	bulkhead crimp terminator	68
TMN0411A1-N-5A	bulkhead crimp terminator	68
TMN0411A2-N-1	bulkhead crimp terminator	68
TMN0411A2-N-16	bulkhead crimp terminator	68
TMN0411A2-N-16A	bulkhead crimp terminator	68
TMN0411A2-N-1A	bulkhead crimp terminator	68
TMN0411A3-N-3	bulkhead crimp terminator	68
TMN0511A1-N-14	panel crimp terminator	68
TMN0511A1-N-5	panel crimp terminator	68
TMN0511A1-N-5A	panel crimp terminator	68
TMN0511A2-N-1	panel crimp terminator	68
TMN0511A2-N-16	panel crimp terminator	68
TMN0511A2-N-16A	panel crimp terminator	68
TMN0511A2-N-1A	panel crimp terminator	68
TMN0581A1-3G-10	panel solder terminator	68
TMN0581B1-3G-11	panel solder terminator	68

Part number	Description	Page
SMA		
SMA1005A2-3G	cap male	45
SMA1111A1-007-3GT50G-7B-50	straight crimp/solder plug	27
SMA1111A1-3GT50G-1-50	straight crimp/solder plug	27
SMA1111A1-3GT50G-16-50	straight crimp/solder plug	27
SMA1111A1-3GT50G-16A-50	straight crimp/solder plug	27
SMA1111A1-3GT50G-1A-50	straight crimp/solder plug	27
SMA1111A1-3GT50G-1B-50	straight crimp/solder plug	27
SMA1111A2-3GT50G-5-50	straight crimp/solder plug	27
SMA1111A2-3GT50G-5A-50	straight crimp/solder plug	27
SMA1111A2-S/PT50G-5-50	straight crimp/solder plug	27
SMA1111G2-3GT50G-14-50	straight crimp/solder plug	27
SMA1111Z2-NT50G-5-50	straight crimp/solder plug	27
SMA1112A1-3GT50G-1B-50	angled crimp/solder plug	27
SMA1112A1-3GT50G-7B-50	angled crimp/solder plug	27
SMA1112A1-3GT30G-7C-50	angled crimp/solder plug	27
SMA1112A3-3GT50G-14-50	angled crimp/solder plug	27
SMA1112A4-S/PT50G-1-50	angled crimp/solder plug	27
SMA1112A5-3GT50G-5-50	angled crimp/solder plug	27
SMA1112A5-3GT50G-5A-50	angled crimp/solder plug	27
SMA1112A6-3GT50G-1-50	angled crimp/solder plug	27
SMA1112A6-3GT50G-16-50	angled crimp/solder plug	27
SMA1112A6-3GT50G-16A-50	angled crimp/solder plug	27
SMA1112A6-3GT50G-1A-50	angled crimp/solder plug	27
SMA1141C2-3GT50G-1-50	straight clamp plug	30
SMA1142C1-3GT50G-5-50	angled clamp plug	31
SMA1142C2-3GT50G-1-50	angled clamp plug	31
SMA1181A1-004-3GT50G-11-50	straight solder plug	25
SMA1181A1-3GT50G-10-50	straight solder plug	25
SMA1181A2-3GT50G-11-50	straight solder plug	25
SMA1181A2-3GT50G-13-50	straight solder plug	25
SMA1181K1-3G-10-50	straight solder plug	25
SMA1181K1-S/P-10-50	straight solder plug	25
SMA1182A2-3GT50G-10-50	angled solder plug	25
SMA1182A2-3GT50G-11-50	angled solder plug	25
SMA1182A2-3GT50G-13-50	angled solder plug	25
SMA1182Z2-3GT50G-11-50	angled solder plug	25
SMA1251A1-3GT50G-50	straight pcb plug	32
SMA1252A2-3GT50G-50	angled pcb plug	32
SMA1551A1-3GT50G-50	panel plug receptacle	35
SMA1551B1-3GT50G-50	panel plug receptacle	35
SMA1551C1-3GT50G-0.5-50	panel plug receptacle	38
SMA1551D1-3GT50G-0.5-50	panel plug receptacle	39
SMA1551E1-3GT50G-50	panel plug receptacle	37
SMA1551F1-3GT50G-50	panel plug receptacle	37
SMA1551G1-3GT50G-50	panel plug receptacle	40
SMA1551H1-3GT50G-50	panel plug receptacle	40
SMA1551K1-3GT50G-.015-50	panel solder plug receptacle	41
SMA1551L1-3GT50G-.015-50	panel solder plug receptacle	41
SMA1551M1-3GT50G-50	panel plug receptacle	42
SMA2071A1-3GT50G-50	adapter plug-to-plug	42
SMA2071A1-S/PT50G-50	adapter plug-to-plug	42
SMA5071A1-3GT50G-50	adapter plug-to-jack	43
SMA5072A2-3GT50G-50	angled adapter plug-to-jack	43
SMA6051A1-006-S/PT50G-50	press fit receptacle	33
SMA6111A3-3GT50G-1-50	straight crimp/solder jack	28
SMA6111A3-3GT50G-1A-50	straight crimp/solder jack	28
SMA6111A3-3GT50G-1B-50	straight crimp/solder jack	28
SMA6111A4-001-3GT50G-5-50	straight crimp/solder jack	28
SMA6111A4-3GT50G-30-5A-50	straight crimp/solder jack	28
SMA6111A4-3GT50G-5-50	straight crimp/solder jack	28
SMA6111A5-3GT50G-7B-50	straight crimp/solder jack	28
SMA6111G2-3GT50G-14-50	straight crimp/solder jack	28
SMA6141C1-3GT50G-5-50	straight clamp jack	30
SMA6181A2-3GT50G-11-50	straight solder jack	26
SMA6181A1-3GT50G-10-50	straight solder jack	26
SMA6181A2-3GT50G-13-50	straight solder jack	26
SMA6251A1-019-3GT50G-50	end launch jack receptacle	33
SMA6251A1-3GT50G-50	straight pcb receptacle	32
SMA6251A2-3GT50G-50	straight pcb receptacle	32
SMA6252A2-3GT50G-50	angled pcb receptacle	32
SMA6252A2-008-3GT50G-50	right angle bulkhead jack for P.C. board	33
SMA6252A9-3GT30G-50	right angle bulkhead jack for P.C. board	33
SMA6252D1-3GT50G-50	angled pcb receptacle	32
SMA6351B1-002-3GT50G	end launch jack receptacle	34
SMA6351B1-003-3GT50G-50	bulkhead receptacle jack	34
SMA6351B1-3GT50G-50	bulkhead receptacle jack	34
SMA6411A3-3GT50G-1-50	bulkhead crimp/solder jack	28
SMA6411A3-3GT50G-1A-50	bulkhead crimp/solder jack	28

Part number	Description	Page
SMA6411A1-3GT50G-1B-50	bulkhead crimp/solder jack	28
SMA6411A1-3GT50G-7B-50	bulkhead crimp/solder jack	28
SMA6411A1-NT50G-1-50	bulkhead crimp/solder jack	28
SMA6411A4-3GT50G-5-50	bulkhead crimp/solder jack	28
SMA6411G2-001-3GT50G-5A-50	bulkhead crimp/solder jack	28
SMA6411G2-3GT50G-14-50	bulkhead crimp/solder jack	28
SMA6412A1-001-3GT50G-1-50	angled bulkhead crimp/solder jack	29
SMA6412B1-3GT50G-5-50	angled bulkhead crimp/solder jack	29
SMA6441C1-3GT50G-5-50	bulkhead clamp jack	30
SMA6451A1-3GT50G-50	bulkhead receptacle jack	34
SMA6451B1-002-3GT50G-50	bulkhead receptacle jack	34
SMA6451B1-3GT50G-50	bulkhead receptacle jack	34
SMA6481A1-3GT50G-10-50	bulkhead solder jack	26
SMA6481A2-3GT50G-11-50	bulkhead solder jack	26
SMA6481A2-3GT50G-13-50	bulkhead solder jack	26
SMA6511A1-3GT50G-1-50	panel crimp/solder jack	29
SMA6511A1-3GT50G-1A-50	panel crimp/solder jack	29
SMA6511G1-3GT50G-5-50	panel crimp/solder jack	29
SMA6511G1-3GT50G-5A-50	panel crimp/solder jack	29
SMA6541C1-3GT50G-5-50	panel clamp jack	31
SMA6551A1-001-3GT50G-50	panel jack receptacle	35
SMA6551A1-3GT50G-50	panel jack receptacle	35
SMA6551B1-3GT50G-50	panel jack receptacle	35
SMA6551C1-3GT50G-0.5-50	panel jack receptacle	39
SMA6551D1-3GT50G-0.5-50	panel jack receptacle	39
SMA6551E1-3GT50G-50	panel jack receptacle	37
SMA6551E9-003-3GT50G-50	panel jack receptacle	38
SMA6551E9-3GT50G-50	panel jack receptacle	38
SMA6551F1-3GT50G-50	panel jack receptacle	37
SMA6551F9-3GT50G-50	panel jack receptacle	38
SMA6551G1-3GT50G-50	panel jack receptacle	40
SMA6551H1-3GT50G-50	panel jack receptacle	40
SMA6551K1-3GT50G-.015-50	panel solder jack receptacle	41
SMA6551L1-3GT50G-.015-50	panel solder jack receptacle	41
SMA6551M1-3GT50G-50	panel jack receptacle	42
SMA6552A1-3GT50G-50	angled panel receptacle jack	36
SMA6552E1-3GT50G-50	angled panel receptacle jack	36
SMA6552F1-001-3GT50G-50	angled panel receptacle jack	36
SMA6552F1-002-3GT50G-50	angled panel receptacle jack	36
SMA6552F1-3GT50G-50	angled panel receptacle jack	36
SMA6581A1-3GT50G-10-50	panel solder jack	26
SMA6581A2-3GT50G-11-50	panel solder jack	26
SMA6581A3-3GT50G-13-50	panel solder jack	26
SMA6581B1-3GT50G-10-50	panel solder jack	26
SMA6581B2-3GT50G-11-50	panel solder jack	26
SMA6581B3-3GT50G-13-50	panel solder jack	26
SMA7071A2-3GT50G-50	adapter jack-to-jack	43
SMA7071A4-S/PT50G-50	adapter jack-to-jack	43
SMA7072A1-3GT50G-50	angled adapter jack-to-jack	44
SMA7471B1-3GT50G-50	bulkhead adapter jack-to-jack	43
SMA8073A1-3GT50G-50	tee adapter jack-to-jack	44
SMA9073A1-3GT50G-50	tee adapter jack-plug-jack	44
SMB/SMC		
SMB1051A2-003-3GT30G-50	bulkhead jack receptacle	57
SMB1112A1-3GT30G-13-50	angled crimp/solder jack	52
SMB1112A1-3GT30G-5-50	angled crimp/solder jack	52
SMB1112A1-NT30G-5-50	angled crimp/solder jack	52
SMB1121A1-3GT30G-14-50	straight crimp/crimp jack	50
SMB1121A1-3GT30G-5-50	straight crimp/crimp jack	50
SMB1121A1-3GT30G-5A-50	straight crimp/crimp jack	50
SMB1121A1-NT30G-14-50	straight crimp/crimp jack	50
SMB1121A1-NT30G-5-50	straight crimp/crimp jack	50
SMB1121A1-NT30G-5A-50	straight crimp/crimp jack	50
SMB1141C1-NT3G-5-50	straight clamp jack	53
SMB1141C1-3GT3G-5-50	straight clamp jack	53
SMB1181A1-3GT30G-11-50	straight solder jack	51
SMB1181A1-3GT30G-13-50	straight solder jack	51
SMB1251A1-3GT30G-50	straight pcb jack	54
SMB1251A4-3GT30G-50	straight pcb jack	54
SMB1251B1-3GT30G-50	straight pcb jack	54
SMB1251B1-NT30G-50	straight pcb jack	54
SMB1251B4-3GT30G-50	straight pcb jack	54
SMB1251B4-001-3GT30G-50	straight pcb jack	54
SMB1251S1-3GT30G-50	edge card jack	56
SMB1252B1-3GT30G-50	angled pcb jack	55
SMB1252B1-NT30G-50	angled pcb jack	55
SMB1252B1-TT30G-50	angled pcb jack	55
SMB1351B1-3GT30G-50	bulkhead receptacle jack	56
SMB1351B1-NT30G-50	bulkhead receptacle jack	56

Index of Part Numbers, Series SMB, SMC, SMP, SMZ, SSMB, TNC

Part number	Description	Page
SMB1351B9-3GT30G-50	bulkhead receptacle jack	57
SMB1351B9-NT30G-50	bulkhead receptacle jack	57
SMB1412A1-001-3GT30G-5-50	angled bulkhead crimp/solder jack	52
SMB1412A1-001-NT30G-5-50	angled bulkhead crimp/solder jack	52
SMB1412A1-3GT30G-14-50	angled bulkhead crimp/solder jack	52
SMB1412A1-3GT30G-1-50	angled bulkhead crimp/solder jack	52
SMB1412A1-3GT30G-5A-50	angled bulkhead crimp/solder jack	52
SMB1412A1-NT30G-1-50	angled bulkhead crimp/solder jack	52
SMB1412A1-NT30G-5A-50	angled bulkhead crimp/solder jack	52
SMB1412A2-3GT30G-1A-50	angled bulkhead crimp/solder jack	52
SMB1421A1-002-NT30G-5-50	bulkhead crimp/crimp jack	51
SMB1421A1-3GT30G-14-50	bulkhead crimp/crimp jack	51
SMB1421A1-3GT30G-5-50	bulkhead crimp/crimp jack	51
SMB1421A1-3GT30G-5A-50	bulkhead crimp/crimp jack	51
SMB1421A1-NT30G-14-50	bulkhead crimp/crimp jack	51
SMB1421A1-NT30G-3-50	bulkhead crimp/crimp jack	51
SMB1421A1-NT30G-5-50	bulkhead crimp/crimp jack	51
SMB1441C1-NT3G-5-50	bulkhead clamp jack	53
SMB1441C1-3GT3G-5-50	bulkhead clamp jack	53
SMB1451B1-003-3GT30G-50	bulkhead pcb jack	55
SMB1451B1-003-NT30G-50	bulkhead pcb jack	55
SMB1451B1-004-NT30G-50	bulkhead pcb jack	55
SMB1451B1-3GT30G-50	bulkhead receptacle jack	57
SMB1451B1-NT30G-50	bulkhead receptacle jack	57
SMB1551A1-3GT30G-50	panel jack receptacle	58
SMB1551A1-NT30G-50	panel jack receptacle	58
SMB1551B1-3GT30G-50	panel jack receptacle	58
SMB1551B1-NT30G-50	panel jack receptacle	58
SMB2071A1-3GT30G-50	adapter jack-to-jack	59
SMB2071A1-NT30G-50	adapter jack-to-jack	59
SMB2471A1-3GT30G-50	bulkhead adapter jack-to-jack	59
SMB2471A1-NT30G-50	bulkhead adapter jack-to-jack	59
SMB5072A1-3GT30G-50	angled adapter plug-to-jack	59
SMB5072A1-NT30G-50	angled adapter plug-to-jack	59
SMB6112A1-3GT30G-14-50	angled crimp/solder plug	51
SMB6112A1-3GT30G-1-50	angled crimp/solder plug	51
SMB6112A1-3GT30G-5A-50	angled crimp/solder plug	51
SMB6112A1-NT30G-14-50	angled crimp/solder plug	51
SMB6112A1-NT30G-1-50	angled crimp/solder plug	51
SMB6112A1-NT30G-5A-50	angled crimp/solder plug	51
SMB6112AG-3GT30G-19-75	angled crimp/solder plug	51
SMB6112D1-3GT30G-5-50	angled crimp/solder plug	51
SMB6112D1-NT30G-5-50	angled crimp/solder plug	51
SMB6112L1-N/3GT30G-16-50	angled crimp/solder plug	50
SMB6112L1-N/3GT30G-16A-50	angled crimp plug	50
SMB6121A1-003-3GT30G-5A-50	straight crimp/crimp plug	50
SMB6121A1-003-NT30G-5-50	straight crimp/crimp plug	50
SMB6121A1-3GT30G-14-50	straight crimp/crimp plug	50
SMB6121A1-3GT30G-5A-50	straight crimp/crimp plug	50
SMB6121A1-NT30G-14-50	straight crimp/crimp plug	50
SMB6121A1-NT30G-5A-50	straight crimp/crimp plug	50
SMB6121A2-3GT30G-1-50	straight crimp/crimp plug	50
SMB6121A2-3GT30G-1A-50	straight crimp/crimp plug	50
SMB6121A2-NT30G-1-50	straight crimp/crimp plug	50
SMB6121A2-NT30G-1A-50	straight crimp/crimp plug	50
SMB6121AA-3GT30G-19-75	straight crimp/crimp plug	50
SMB6141C1-NT30G-5-50	straight clamp plug	52
SMB6141C1-3GT30G-5-50	straight clamp plug	52
SMB6142C1-NT30G-5-50	angled clamp plug	53
SMB6142C1-3GT30G-5-50	angled clamp plug	53
SMB6181A1-3GT30G-11-50	straight solder plug	50
SMB6181A1-3GT30G-13-50	straight solder plug	50
SMB6182A1-3GT30G-11-50	angled solder plug	51
SMB6182A1-3GT30G-13-50	angled solder plug	51
SMB6251B1-3GT30G-50	straight pcb plug	54
SMB6251B1-NT30G-50	straight pcb plug	54
SMB6251B4-001-NT30G-50	straight crimp/crimp plug	54
SMB6252B1-3GT30G-50	angled pcb plug	55
SMB6252B1-NT30G-50	angled pcb plug	55
SMB7071A1-3GT30G-50	adapter plug-to-plug	58
SMB7071A1-NT30G-50	adapter plug-to-plug	58
SMB74971-001-3GT30G-50	angled bulkhead pcb jack	56
SMC1121G1-3GT30G-5-50	straight crimp/crimp jack	50
SMC1121G1-NT30G-5-50	straight crimp/crimp jack	50
SMC1251B1-3GT30G-50	straight pcb jack	54
SMC1251B1-NT30G-50	straight pcb jack	54
SMC1252B1-3GT30G-50	angled pcb jack	55
SMC1252B1-NT30G-50	angled pcb jack	55
SMC1351B1-3GT30G-50	bulkhead receptacle jack	56
SMC1351B1-NT30G-50	bulkhead receptacle jack	56
SMC1421A1-3GT30G-5-50	bulkhead crimp/crimp jack	51
SMC1421G1-NT30G-5-50	bulkhead crimp/crimp jack	51
SMC1451B1-3GT30G-50	bulkhead receptacle jack	57
SMC1451B1-NT30G-50	bulkhead receptacle jack	57
SMC1551A1-3GT30G-50	panel jack receptacle	58
SMC1551A1-NT30G-50	panel jack receptacle	58
SMC1551B1-3GT30G-50	panel jack receptacle	58
SMC1551B1-NT30G-50	panel jack receptacle	58
SMC6112A1-3GT30G-5-50	angled crimp/solder plug	51
SMC6112A1-NT30G-5-50	angled crimp/solder plug	51
SMC6121A1-3GT30G-5-50	straight crimp/crimp plug	50
SMC6121A1-3GT30G-5A-50	straight crimp/crimp plug	50
SMC6121A1-NT30G-5-50	straight crimp/crimp plug	50
SMC6121A2-3GT30G-1-50	straight crimp/crimp plug	50
SMC6251B1-3GT30G-50	straight pcb plug	54
SMC6251B1-NT30G-50	straight pcb plug	54
SMC6252B1-3GT30G-50	angled pcb plug	55
SMC6252B1-NT30G-50	angled pcb plug	55
SMS1251B1-3GT30G-50	straight pcb jack	54
SMP		
SMP1181A1-30GT30G-11-50	straight jack	70
SMP1181A1-30GT30G-13-50	straight jack	70
SMP1182A1-30GT30G-11-50	right angled jack	70
SMP1182A1-30GT30G-13-50	right angled jack	70
SMP6112B1-10GT30G-5-50	right angled crimp jack-miniature cable	70
SMP6251A1-30GP30G-50	straight plug pin contact pcb receptacle	70
SMP6251A1-001-30GP30G-50	straight plug pin contact pcb receptacle	70
SMP6251A1-002-30GP30G-50	straight plug pin contact pcb receptacle	70
SMP6251A1-003-30GP30G-50	straight plug pin contact pcb receptacle	70
SMP6251A1-004-30GP30G-50	straight plug pin contact pcb receptacle	70
SMP6251A1-009-30GP30G-50	straight plug end launch	71
SMP6351A1-001-30GT30G-50	straight plug pin contact pcb rear mount	71
SMP6351A1-002-30GT30G-50	straight plug pin contact pcb rear mount	71
SMP-7071A1-064	bullet adapters jack-to-jack	71
SMP-7071A1-099	bullet adapters jack-to-jack	71
SMP-7071A1-145	bullet adapters jack-to-jack	71
SMP-7071A1-220	bullet adapters jack-to-jack	71
SMZ type 43		
H43140100-3GT30G-75	75/120 ohm balun plug	65
H431421B1-N/10GT30G-6-75	straight crimp plug	65
H431421B2-001-N/10GT30G-75	straight crimp plug	65
H431421B2-N/10GT30G-16A-75	straight crimp plug	65
H431421B2-N/10GT30G-2001-75	straight crimp plug	65
H431421B2-N/10GT30G-2002-75	straight crimp plug	65
H431421B2-N/10GT30G-2003-75	straight crimp plug	65
H436121B1-N/10GT30G-179U-75	straight crimp jack	65
H436121B2-001-N/10GT30G-75	straight crimp jack	65
H436121B2-N/10GT30G-2001-75	straight crimp jack	65
H436121B2-N/10GT30G-2002-75	straight crimp jack	65
H436121B2-N/10GT30G-2003-75	straight crimp jack	65
H436121B2-N/10GT30G-3002-75	straight crimp jack	65
H437076A1-N/3GT30G-75	u-link adapter	65
H439070A1-N/3GT30G-75	u-link adapter	65
SMZ1121A6-NT30G-6-75	straight crimp/crimp jack	62
SMZ1121A6-3GT30G-6-75	straight crimp/crimp jack	62
SMZ1121A6-3GT30G-19-75	straight crimp/crimp jack	62
SMZ1252B1-30GT30G-75	straight pcb jack	64
SMZ1252B4-001-3GT30G-75	straight pcb jack	64
SMZ1252B4-3GT30G-75	straight pcb jack	64
SMZ1251B6-002-3GT30G-75	straight pcb jack	63
SMZ1251B6-3GT30G-75	straight pcb jack	63
SMZ1421G6-3GT30G-6-75	bulkhead crimp/crimp jack	63
SMZ6112A6-3GT30G-6-75	angled crimp/crimp plug	63
SMZ6112A6-3GT30G-19-75	angled crimp/crimp plug	63
SMZ6112A6-NT30G-6-75	angled crimp/crimp plug	63
SMZ6112L1-N/3GT30G-19-75	angled crimp/crimp plug	62
SMZ6112L1-N/3GT30G-6-75	angled crimp/crimp plug	62
SMZ6112L1-N/3GT30G-6A-75	angled crimp/crimp plug	62
SMZ6121A6-002-N/3GT30G-6-75	straight crimp/crimp plug	62
SMZ6121A6-3GT30G-16-75	straight crimp/crimp plug	62
SMZ6121A6-3GT30G-16A-75	straight crimp/crimp plug	62
SMZ6121A6-3GT30G-19-75	straight crimp/crimp plug	62
SMZ6121A6-3GT30G-6-75	straight crimp/crimp plug	62
SMZ6121L1-N/3GT30G-16-50	straight crimp/crimp plug	62
SMZ6121L1-N/3GT30G-19-75	straight crimp/crimp plug	62
SMZ6121L1-N/3GT30G-6-75	straight crimp/crimp plug	62
SMZ6121L1-N/3GT30G-6-75	straight crimp/crimp plug	62
T431421B2-N/10GT30G-2001-75	straight crimp plug	64
T431421B2-N/10GT30G-2002-75	straight crimp plug	64
T431421B2-N/10GT30G-2003-75	straight crimp plug	64
T431421B1-N/10GT30G-6-75	straight crimp plug	64
T431421B2-N/10GT30G-3002-75	straight crimp plug	64
T436121B1-N/10GT30G-6-75	straight crimp jack	64
T436121B2-N/10GT30G-16A-75	straight crimp jack	64
T436121B2-N/10GT30G-2001-75	straight crimp jack	64
T436121B2-N/10GT30G-2002-75	straight crimp jack	64
T436121B2-N/10GT30G-2003-75	straight crimp jack	64
SSMB		
SSMB1112A1-N/3GT30G-5-50	angled crimp/solder jack	203
SSMB1121A1-3GT30G-5-50	straight crimp/crimp jack	203
SSMB1421A1-3GT30G-5-50	bulkhead crimp/crimp jack	204
SSMB1482A1-3GT30G-11-50	angled solder jack	204
SSMB1551B1-3GT30G-50	panel receptacle solder jack	204
SSMB6112A1-N/N3GT30G-5-50	angled crimp/solder plug	203
SSMB6121A1-3GT30G-5-50	straight crimp/crimp plug	203
TNC		
MNT1121E1-NT3G-6-75	straight crimp/crimp plug	119
MNT6421E1-NT3G-6-75	bulkhead crimp/crimp jack	119
T1004A1-NT3G-50R-1W	terminator plug	124
T1004A1-NT3G-75R-1W	terminator plug	124
T1005A1-N	cap male	124
T1111K1-ND3G-1-50	straight crimp plug	105
T1112A1-ND3G-1-50	angled crimp/solder plug	106
T1112A1-ND3G-3-50	angled crimp/solder plug	106
T1112A1-ND3G-3-75	angled crimp/solder plug	106
T1112A1-NT3G-1A-50	angled crimp/solder plug	106
T1112A2-ND3G-5-50	angled crimp/solder plug	107
T1112E1-ND3G-6-75	angled crimp/solder plug	107
T1112E1-NT3G-5A-50	angled crimp/solder plug	107
T1121A1-019-NT3G-17-50	straight crimp/crimp plug	105
T1121A1-ND3G-1-50	straight crimp/crimp plug	105
T1121A1-ND3G-15-75	straight crimp/crimp plug	105
T1121A1-ND3G-1A-50	straight crimp/crimp plug	105
T1121A1-ND3G-1B-50	straight crimp/crimp plug	105
T1121A1-ND3G-3A-75	straight crimp/crimp plug	105
T1121A1-ND3G-8-75	straight crimp/crimp plug	105
T1121A1-NT3G-7B-50	straight crimp/crimp plug	105
T1121A6-NT3G-7-50	straight crimp/crimp plug	105
T1121A6-NT3G-7A-50	straight crimp/crimp plug	105
T1121A6-NT3G-7C-50	straight crimp/crimp plug	105
T1121AA-ND3G-3-50	straight crimp/crimp plug	105
T1121AA-ND3G-3-75	straight crimp/crimp plug	105
T1121C1-001-ND3G-2-50	straight crimp/crimp plug	105
T1121E1-ND3G-6-75	straight crimp/crimp plug	106
T1121E2-ND3G-6A-75	straight crimp/crimp plug	106
T1121EA-002-ND3G-5-50	straight crimp/crimp plug	106
T1121G1-ND3G-14-50	straight crimp/crimp plug	106
T1121G1-ND3G-5-50	straight crimp/crimp plug	106
T1121G1-ND3G-5A-50	straight crimp/crimp plug	106
T1121G1-ND3G-6-75	straight crimp/crimp plug	106
T1121G2-NT3G-5-50	straight crimp/crimp plug	106
T1122A1-ND3G-1-50	angled crimp/crimp plug	107
T1122A1-ND3G-1A-50	angled crimp/crimp plug	107
T1122A1-ND3G-3-50	angled crimp/crimp plug	107

Index of Part Numbers, Series TNC, TWINAX, TWIN BNC, UHF

Part number	Description	Page
T1122A1-ND3G-3-75	angled crimp/crimp plug	107
T1122E1-ND3G-5-50	angled crimp/crimp plug	107
T1122E1-ND3G-5A-50	angled crimp/crimp plug	107
T1122E1-ND3G-6-75	angled crimp/crimp plug	107
T1131A1-ND3G-1-50	straight twist-on plug	113
T1131A1-ND3G-3-50	straight twist-on plug	113
T1132A1-ND3G-1-50	angled twist-on plug	113
T1141A1-ND3G-1-50	straight clamp plug	114
T1141A1-ND3G-3-50	straight clamp plug	114
T1141A1-ND3G-3-75	straight clamp plug	114
T1141A2-001-NT3G-7A-50	straight clamp plug	114
T1141A2-NT3G-7C-50	straight clamp plug	114
T1141C1-ND3G-1-50	straight clamp plug	114
T1141C1-ND3G-3-50	straight clamp plug	114
T1141C1-ND3G-5-50	straight clamp plug	114
T1141G1-ND3G-1-50	straight clamp plug	115
T1141G1-ND3G-3-50	straight clamp plug	115
T1141G1-ND3G-3-75	straight clamp plug	115
T1142E1-ND3G-1-50	angled clamp plug	115
T1142E1-ND3G-3-50	angled clamp plug	115
T1142E1-ND3G-3-75	angled clamp plug	115
T1181B1-N/3GT3G-11-50	straight solder plug	106
T1182A1-N/3GT3G-10-50	angled solder plug	108
T1182A1-N/3GT3G-11-50	angled solder plug	108
T1351Q1-ND3G-50	bulkhead receptacle plug	119
T1351Q1-ND3G-75	bulkhead receptacle plug	119
T2071A2-ND3G-50	adapter plug-to-plug	122
T2071A2-ND3G-75	adapter plug-to-plug	122
T5071A1-001-NT3G-75	bulkhead adapter jack-plug	122
T5072A1-ND3G-50	angled adapter plug-jack	123
T5072A1-ND3G-75	angled adapter plug-jack	123
T605100-001-N/NT3G-50	push fit receptacle jack	118
T6121A1-001-NT3G-17-50	straight crimp/crimp jack	108
T6121A1-ND3G-1A-50	straight crimp/crimp jack	108
T6121A1-NT3G-1-50	straight crimp/crimp jack	108
T6121A1-NT3G-15-75	straight crimp/crimp jack	108
T6121A1-NT3G-1B-50	straight crimp/crimp jack	108
T6121A1-NT3G-3-50	straight crimp/crimp jack	108
T6121A1-NT3G-3-75	straight crimp/crimp jack	108
T6121A1-NT3G-7B-50	straight crimp/crimp jack	108
T6121A6-NT3G-7C-50	straight crimp/crimp jack	108
T6121E1-ND3G-5A-50	straight crimp/crimp jack	108
T6121E1-ND3G-6-75	straight crimp/crimp jack	108
T6121E1-ND3G-6A-75	straight crimp/crimp jack	108
T6131A1-ND3G-1-50	straight twist-on jack	114
T6131A1-ND3G-3-50	straight twist-on jack	114
T6141A1-NT3G-1-50	straight clamp jack	115
T6141A1-NT3G-3-50	straight clamp jack	115
T6141A1-NT3G-3-75	straight clamp jack	115
T6141A2-NT3G-7A-50	straight clamp jack	115
T6141G1-NT3G-1-50	straight clamp jack	116
T6141G1-NT3G-3-50	straight clamp jack	116
T6141G1-NT3G-3-75	straight clamp jack	116
T6181A1-N/3GT3G-10-50	straight solder jack	109
T6181A1-N/3GT3G-11-50	straight solder jack	109
T6251C1-NT3G-50	straight pcb jack	118
T6251C1-NT3G-75	straight pcb jack	118
T6251G3-NPP3G-50	straight pcb jack	117
T6252H5-NPP3G-50	angled pcb jack	118
T6252H5-NPP3G-75T	angled pcb jack	118
T6252H6-NPP3G-50	angled pcb jack	118
T6252H6-NPP3G-75T	angled pcb jack	118
T6252H7-NPP3G-50	angled pcb jack	118
T6252H7-NPP3G-75T	angled pcb jack	118
T6252H8-NPP3G-50	angled pcb jack	118
T6252H8-NPP3G-75T	angled pcb jack	118
T6351B1-ND3G-50	bulkhead receptacle jack	120
T6351B1-ND3G-75	bulkhead receptacle jack	120
T6351B2-ND3G-50	bulkhead receptacle jack	120
T6351B2-ND3G-75	bulkhead receptacle jack	120
T6351B3-ND3G-50	bulkhead receptacle jack	120
T6351B3-ND3G-75	bulkhead receptacle jack	120
T635200-001-NT3G-50	angled bulkhead recepacle jack	120
T6381A1-N/3GT3G-10-50	bulkhead solder jack	110
T6421A1-ND3G-1B-50	bulkhead crimp/crimp jack	109
T6421A1-NT3G-1-50	bulkhead crimp/crimp jack	109
T6421A1-NT3G-1A-50	bulkhead crimp/crimp jack	109
T6421A1-NT3G-3-50	bulkhead crimp/crimp jack	109
T6421A1-NT3G-3-75	bulkhead crimp/crimp jack	109
T6421A1-NT3G-8-75	bulkhead crimp/crimp jack	109
T6421A2-NT3G-1-50	bulkhead crimp/crimp jack	109
T6421A2-NT3G-3-50	bulkhead crimp/crimp jack	109
T6421A2-NT3G-3-75	bulkhead crimp/crimp jack	109
T6421A6-NT3G-7C-50	bulkhead crimp/crimp jack	109
T6421B1-ND3G-1-50	bulkhead crimp/crimp jack	110
T6421B1-ND3G-16-75	bulkhead crimp/crimp jack	110
T6421B1-ND3G-16A-75	bulkhead crimp/crimp jack	110
T6421C1-001-NT3G-2-50	bulkhead crimp/crimp jack	110
T6421C2-NT3G-19-75	bulkhead crimp/crimp jack	109
T6421E1-003-ND3G-5-50	bulkhead crimp/crimp jack	110
T6421E1-ND3G-5A-50	bulkhead crimp/crimp jack	110
T6421E1-ND3G-6-75	bulkhead crimp/crimp jack	110
T6421E1-ND3G-6A-75	bulkhead crimp/crimp jack	110
T6421E2-NT3G-5-50	bulkhead crimp/crimp jack	110
T6421G1-003-ND3G-14-50	bulkhead crimp/crimp jack	110
T6421G1-ND3G-14-50	bulkhead crimp/crimp jack	110
T6481A1-N/3GT3G-10-50	bulkhead solder jack	111
T6481A1-N/3GT3G-11-50	bulkhead solder jack	111
T6521A1-ND3G-1-50	panel crimp/crimp jack	112
T6521A1-ND3G-3-50	panel crimp/crimp jack	112
T6521A1-ND3G-3-75	panel crimp/crimp jack	112
T6521A1-NT3G-1-50	panel crimp/crimp jack	112
T6521A1-NT3G-16-75	panel crimp/crimp jack	112
T6521A1-NT3G-16A-75	panel crimp/crimp jack	112
T6521A1-NT3G-1A-50	panel crimp/crimp jack	112
T6521A1-NT3G-3-50	panel crimp/crimp jack	112
T6521A1-NT3G-3-75	panel crimp/crimp jack	112
T6521E1-ND3G-5-50	panel crimp/crimp jack	112
T6521E1-ND3G-5A-50	panel crimp/crimp jack	112
T6521E1-ND3G-6-75	panel crimp/crimp jack	112
T6521G1-NT3G-14-50	panel crimp/crimp jack	112
T6551A1-NT3G-50	panel receptacle jack	116
T6551A1-NT3G-75	panel receptacle jack	116
T6551C1-NT3G-50	panel receptacle jack	117
T6551E1-001-NT3G-50	panel receptacle jack	117
T6551F1-002-NT3G-50	panel receptacle jack	116
T6581A1-N/3GT3G-10-50	panel solder jack	113
T6581A1-N/3GT3G-11-50	panel solder jack	113
T6651B1-NNYL3G-75	bulkhead receptacle jack	120
T6651B1-NNYL3G-50	bulkhead receptacle jack	120
T6721A1-NT3G-1-50	bulkhead crimp/crimp jack	111
T6721A1-NT3G-3-50	bulkhead crimp/crimp jack	111
T6721A1-NT3G-3-75	bulkhead crimp/crimp jack	111
T6721E1-NT3G-5-50	bulkhead crimp/crimp jack	112
T6721E1-NT3G-6-75	bulkhead crimp/crimp jack	112
T7071A1-ND3G-50	adapter jack-to-jack	122
T7071A1-ND3G-75	adapter jack-to-jack	122
T7471A1-ND3G-50	bulkhead adapter jack-jack	121
T7471A1-ND3G-75	bulkhead adapter jack-jack	121
T7471A2-ND3G-50	bulkhead adapter jack-jack	121
T7471A2-ND3G-75	bulkhead adapter jack-jack	121
T7471B1-ND3G-50	bulkhead adapter jack-jack	121
T7471B1-ND3G-75	bulkhead adapter jack-jack	121
T7771B1-ND3G-50	bulkhead adapter jack-jack	121
T7771B1-ND3G-75	bulkhead adapter jack-jack	121
T8073A1-ND3G-50	tee adapter jack-jack-jack	123
T8073A1-ND3G-75	tee adapter jack-jack-jack	123
T9073A1-ND3G-50	tee adapter jack-plug-jack	123
T9073A1-NT3G-75	tee adapter jack-plug-jack	123
TWINAX		
TWX1141A1-NPB3G-9-95	straight clamp plug	173
TWX1141A1-NPB3G-89-95	straight clamp plug	173
TWX1141K1-NPB3G-9-95	straight clamp plug	173
TWX6141A1-NPB3G-9-95	straight clamp jack	173
TWX6351B1-NPB3G-95	bulkhead receptacle jack	174
TWX6351D1-NPB3G-95	bulkhead receptacle jack	174
TWX7071A1-NPB3G-95	adapter jack-to-jack	174
TWX7471B1-NPB3G-95	bulkhead adapter jack-jack	174
TWX8073A1-NPB3G-95	tee adapter jack-jack-jack	174
TWX9073A1-NPB3G-95	tee adapter jack-plug-jack	175
TWIN BNC		
TWB1111K1-NPB3G-78	straight crimp plug	175
TWB6351B1-NPB3G-95	bulkhead receptacle jack	175
UHF		
OS-U1181C1-NPHS-50	straight solder plug	153
U0181A1/BR=NI	adapter reduce	154
U0181A2/BR=NI	adapter reduce	154
U1005A1-N	cap male	156
U1121A1-7B-50	straight crimp/crimp plug	153
U1121A1-NPH3G-1-50	straight crimp/crimp plug	153
U1121A1-NPH3G-3-50	straight crimp/crimp plug	153
U1121A1-NPH3G-7-50	straight crimp/crimp plug	153
U1121A1-NPH3G-7A-50	straight crimp/crimp plug	153
U1121A1-NT3G-1A-50	straight crimp/crimp plug	153
U1161A1-NPHS-1-50	straight fcp plug	153
U1181C1-N/SPHS-50	straight solder plug	153
U1181C1-STS-20-50	straight solder plug	153
U6111A1-ND3G-1-50	straight crimp jack	154
U6111A1-ND3G-5-50	straight crimp jack	154
U6251G1-NT3G-1-50	panel crimp/crimp jack	154
U6251G1-NT3G-7-50	panel crimp/crimp jack	154
U6451A1-NTN	bulkhead receptacle jack	155
U6551A1-NTT-50	panel receptacle jack	154
U7071A1-NT3G-50	adapter jack-to-jack	155
U7071A2-NT3G-50	adapter jack-to-jack	155
UHF1702	straight solder plug	153

Cable Group	Applicable Cables
01	141/ 303/ 58/ 58A/ B7806A/ LMR195/ KX15/ M17-28/ L190-16/ L910-30
01A	142/ 142A/ 142B/ 223/ 400/ 55/ M17-84/ KX23
01B	B7807A/ LMR200
02	122/ 58 Plenum/ 58 Thinnet/ B88240/ B89907
03	140/ 210/ 59/ 59A/ 59B/ 62/ 62A/ M17-30/ KX30/ M17-29/ KX25/ KX52/ KX53/ KX61/ L910-12/ L910-13
03A	59-20AWG
04	59 Plenum
04A	59 Plenum-20AWG
05	174/ 188/ 188A/ 316/ B7805A/ KX3/ KX22/ M17-113/ M17-119
05A	316 Double Braided
06	179/ 179A/ 179B/ 187/ 187A/ B9221/ M17-94/ L910-22/ KX55
06A	179 Double Braided
07	213/ 393/ 8/ 8A/ KX4
07A	214/ KX13
07B	8X/ B7808A/ LMR240
07C	B7810A/ B8214/ B9913/ LMR400
07D	B89913
07E	11/11A
07F	11-14AWG/ B1859A/ B7731/ B8213/ B9292/ KX8
08	143/ 212/ 6/ KX50/ KX51/ L910-8
08A	B1694A/ B9248
08B	6 Plenum/ B1695A
09	B8227/ B89207
10	.141 semi rigid/ RG402/ KS52
11	.085 semi rigid/ 405/ KS51
12	.250 semi rigid
13	.047 semi rigid
14	178/ 178A/ 178B/ 196/ 196A
15	B8281/ B9141/ B9231
15A	B88281
16	180/ 180A/ 195/ B1855/ B1865A/ B8218/ M17-95/ L910-19/ FLEX3
16A	BT3002/ L910-34/ L910-39/ TZC75024
17	LMR600
18	AT&T734A/ B1505A
19	AT&T735A/ B735A1
20	ST212/1/ ST212/2/ 217
21	ST214/1/ ST214/2
22	FLEX 5/75
23	RA7000
24	Mini-Coax (2mm)
25	BT2003/ TR-SP109/ Suhner 2SPTT6010
26	1.13mm

See page 219 for coaxial crimp tools

Amphenol InfoCom Europe
P.O. Box 63, 3990 DB Houten
Hoofdveste 19
3992 DH Houten
The Netherlands
Tel: +31 (0)30 635 8000
Fax: +31 (0)30 637 7899
E-mail: info@amphenolinfocom.eu

www.amphenolinfocom.eu

ACACE-2006 version 1.0 2006

Applicable Cables	Cable Group
.047 semi rigid	13
.085 semi rigid	11
.141 semi rigid	10
.250 semi rigid	12
1.13mm	26
6	08
6 Plenum	08B
8	07
8A	07
8X	07B
11	07E
11-14AWG	07F
11A	07E
55	01A
58	01
58 Plenum	02
58 Thinnet	02
58A	01
58C	01
59	03
59A	03
59B	03
59-20AWG	03A
59 Plenum	04
59 Plenum-20AWG	04A
62	03
62A	03
122	02
140	03
141	01
142	01A
142A	01A
142B	01A
143	08
174	05
178	14
178A	14
178B	14
179	06
179A	06
179B	06
179 Double Braided	06A
180	16
180A	16
187	06
187A	06
188	05
188A	05
195	16
196	14
196A	14
210	03
212	08
213	07
214	07A
223	01A
303	01
316	05
316 Double Braided	05A
393	07
400	01A
405	11
AT&T734A	18
AT&T735A	19
B1505A	18
B1694A	08A
B1695A	08B
B1855	16
B1859A	07F
B1865A	16
BT3002	16A
B735A1	19
B7731	07F

Applicable Cables	Cable Group
B7805A	05
B7806A	01
B7807A	01B
B7808A	07B
B7810A	07C
B8213	07F
B8214	07C
B8218	16
B8227	09
B8281	15
B88240	02
B88281	15A
B89207	09
B89907	02
B89913	07D
B9141	15
B9221	06
B9231	15
B9248	08A
B9292	07F
B9913	07C
BT3002	16
BT2003	25
FLEX3	16
FLEX 5/75	22
KS51	11
KS52	10
KX3	05
KX4	07
KX8	07F
KX13	07A
KX15	01
KX22	05
KX23	01A
KX25	03
KX30	03
KX50	08
KX51	08
KX52	03
KX53	03
KX55	06
KX61	03
L910-8	08
L910-12	03
L910-13	03
L190-16	01
L910-19	16
L910-22	06
L910-30	01
L910-34	16
LMR195	01
LMR200	01B
LMR240	07B
LMR400	07C
LMR600	17
M17-28	01
M17-29	03
M17-30	03
M17-84	01A
M17-94	06
M17-95	16
M17-113	05
M17-119	05
Mini-Coax (2mm)	24
RA7000	23
RG402	10
ST212/1	20
ST212/2	20
ST214/1	21
ST214/2	21
Suhner 2SPTT6010	25
TR-SP109	25