

Setting Standards

Enclosure Solutions



2013



Setting Standards

www.hummel.com

HUMMEL AG





Online Catalog

- Product Pictures and Product Information
- Product and Assembly Videos
- Assembly and Operations Manual
- Technical drawings
- 3D data
- Certificates



Download-Center

- Catalog and Flyer
- Assembly instructions and installation instructions
- Press releases
- Certificates and approvals
- ...



Searching Products

- Part Number search
- Searching Details



Enclosure-Configurator

- Individual Enclosures
- Enclosure Solutions
- Online configuration, requesting and ordering



Technology Center

- Technical Information (Protection, thread, material, ...)
- Diagrams and evaluation
- Product description
- Assembly Video and Operations Manual



NEWS News of the HUMMEL AG

- Trade fairs and exhibitions
- Press releases
- New Products
- Job vacancies
- Studies, training and vocational practical training



Solutions all from one source



Touch




Cable Glands,
Circular Connectors



Solutions



Industrial Enclosures




Electronic

Enclosure Configurator

■ New at www.hummel.com

Plan your customized enclosure quickly and effortlessly with our new enclosure configurator. You can specify the desired machining and accessories effortlessly and call for additional information and technical support. The drawing and bill of material can be downloaded immediately.

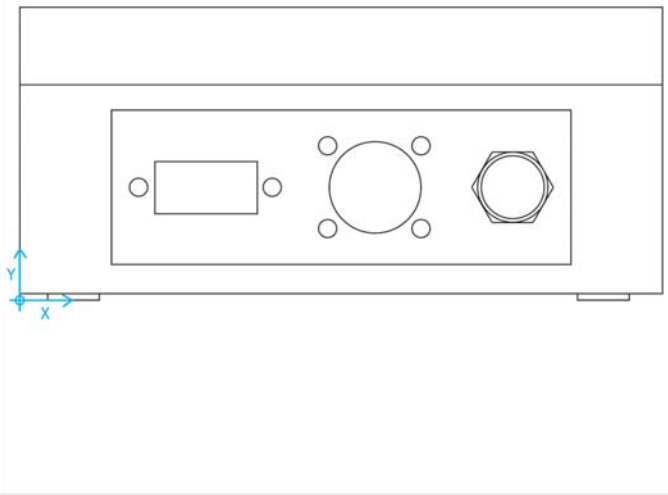
HUMMEL AG | Enclosure Solutions



Enclosure Configurator

Length= 125mm

Height= 57mm



X: mm
Y: mm
Set position

Enclosure

Cable Gland

Material

Nickel plated brass

EMV

Locknut

Mounted


Series

HKS-M

AG	Ø[mm]	H[mm]	SW[mm]
<input checked="" type="radio"/> M 12 x1,5	3 - 6,5	19	14
<input type="radio"/> M 12 x1,5	2 - 5	19	14
<input type="radio"/> M 16 x1,5	4 - 8	21	17/19
<input type="radio"/> M 16 x1,5	2 - 6	21	17/19

Thread length

☒ 6,5mm ☐ 10mm



Accessories

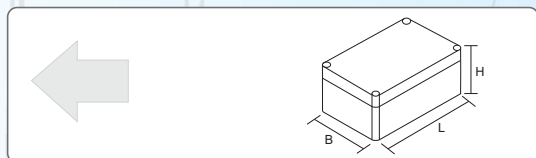
Thread/Hole

Cut out

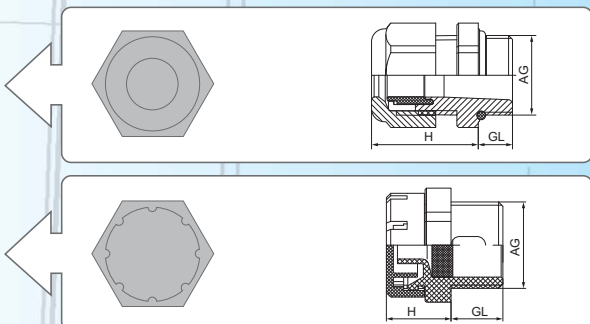
☐ Piece walkthrough
Total:
EUR

Help/Contact
Drawings/BOM
Load/Save
Order

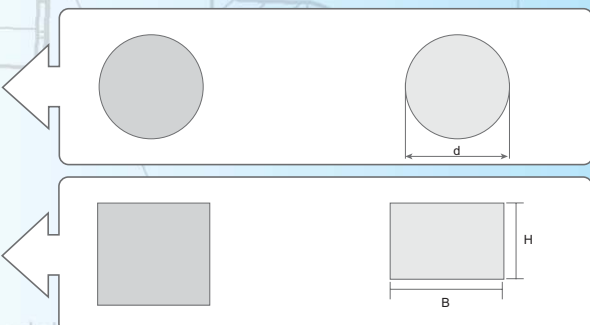
Select enclosure



Insert Cable Strain Relief and Accessories



Place thread type/hole size and/or cut-out



Download technical drawing and/or inquire

Order	
Please fill out all fields with a *	
On receipt of the order confirmation is a contract!	
Please read out Terms!	
Title:	Herr
First name:*	Max
Last name:*	Mustermann
Company:*	Musterdorf AG
Street/PO Box:*	Musterstraße 1
Postal Code:*	00000
Location:*	Musterstadt

Step by step – to your individual Enclosure requirements



Step 1
Select enclosure




Step 2
Add Cable Gland



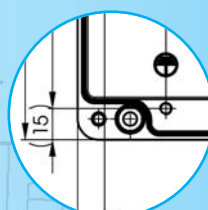
Step 3
Select Accessories



Step 4
Define and place
thread type and/or hole
size



Step 5
Select cut-out





Step 6
Send inquiry and/or
download the drawing as
well as the bill of material.

Customer complete solutions

■ Setting Standards

We can assist you in finding and developing the most suitable solution while simplifying the purchase process. You can specify and add to your enclosure the desired machining and accessories effortlessly, order direct or call for additional information and assistance. The drawing and bill of material can be downloaded.





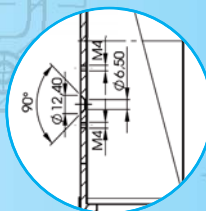
- Custom sizes



- Electronic Components



- Ex – hazardous location



- Research & Development (CAD)
- Manufacturing



- Foil Switches
- Foil and Instrument Panels



- Painting, Powder coating
- EMC/EMI – Coating
- Laser engraving, silk screening

Werkstoff
Gk-ALSi12

Oberfläche
DIN ISO 1302

Gewicht

Datum

Erstellt

16.07.08

Gepr.

Norm.

Maßstab: 1:2

Name

CH

Benennung

Alu Gehäuse 160x260x90mm

bearbeitet verschiedene Bohrungen

unberaßte
Werkstückkanten
DIN ISO 13715


+0.8
+0.3
-0.1
-0.5

Lise-Meitner-Strasse 2 79231 Denzlingen
Telefon: 07666/91110-20

We design and equip Enclosures for you

■ Setting standards – from personal advice to series manufacturing


As manufacturer of electric and electronic components and cable connections we can assemble your customized enclosures with our products. Furthermore, we equip enclosures to your convenience with any typical electronic parts from the electronic industry, from well-known German brand manufacturers. Convince yourself of the quality of our products:



Setting Standards

SECTION B-B


SECTION A-A



- Cable Glands
- Corrugated Conduit
- Pressure balance element



- Circular Connectors



- Terminal Blocks



- DIN-Rails
- Mounting Plates



- Hinges
- Latches
- Quick release latches



- Accessories
- Third party components customer supplied

Current tight contour must be free!

Colour: outside RAL 9001
inside without
(paint on outside)

bearing surface on
given height mill off.

unbemaßte
Werkstückkanten
DIN ISO 13715

+0.8
+0.3
-0.1
-0.5

Oberfläche
DIN ISO 1302

Gewicht	Maßstab 1:2	Benennung
Datum	Name	
Erstellt 16.07.08	CH	
Gepr.		
Norm.		

Lise-Meitner-Strasse 2 · 79211 Denzlingen
Telefon: 07666/91110-0 · Telefax: 07666/91110-20

Alu Gehäuse 160x260x90mm

bearbeitet verschiedene Bohrungen

We customize Enclosures for you

■ Setting Standards

We customize Enclosures to specifications. Together we can develop solutions. Benefit from our know-how with the assistance of our CAD-services. You can take advantage of our state of the art machine facilities and years of experience in manufacturing quality metal and nylon products.


We mill and drill for you:



• Thru-holes



• Thread-holes



• Cut-outs



• Scored for knock-outs



Setting Standards

■ Setting Standards...

by offering you ABS, Polycarbonate and Polyester Enclosures in different standard sizes. We set standards with Steel, Stainless Steel and Aluminum Enclosures. Ask us for special sizes, EMC protected solutions or Enclosures with specific approvals, such as ATEX.



Current tight contour must be free of paint at face side!

bearing surface on given height mill off.

Solar^{PLUS} Enclosure in PC

inside without varnish
(paint on outer surfaces only)




Table of Contents

Series 10 – SolarPLUS Enclosure in PC

► 13



Series 12 – Mid size Enclosures made of PC or ABS

► 27



Series 14 – Wall mounted Enclosures made of PC

► 53



Series 17 – Enclosures made of Polyester

► 79



Series 19 – Enclosures made of Stainless Steel

► 99



Series 11 – Small Enclosures made of PC or ABS

► 15



Series 13 – Large Enclosures made of PC or ABS

► 39



Series 15 – Aluminium Enclosures

► 65




Series 18 – Enclosures made of Steel

► 87



Technical Information

► 111



Page Finder

► 118



Created & Printed by

Graphic & Layout: intermedia marketing gmbh, Mozartstraße 2, 79183 Waldkirch, Germany, Tel. +49 (0) 76 81 / 47 78 99-0, Fax +49 (0) 76 81 / 47 78 99-27, kontakt@intermedia-marketing.de
Printer: Druckerei Furtwängler GmbH, 79211 Denzlingen, Germany, Tel. +49 (0) 76 66 / 13 31. Printed on recycled paper in March 2012. English 2012

Solar^{PLUS} Enclosure in PC

Series 10

Polycarbonate Enclosures with transparent, UV protected top and standard venting are ideal in photovoltaic installations and applications with challenging environments.

Electronic components and connections to Generators, Switches, Circuit Breakers and PCB's, etc. as well as customer specific configurations are IP 66/67 protected.

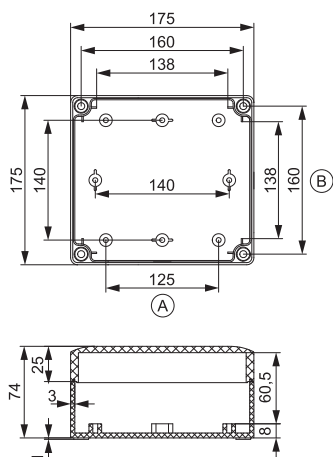
Pre-assembled Enclosures with Cable Strain Relied Fittings, Circular Connectors and Accessories as well as customer specific solutions are available.

Conformity	
Polycarbonate Enclosure:	CE RoHS FI UL cUL US PC
Technical Informationen	
Protection according to EN 60529	IP 66 / 67
Impact rating according to EN 62262	PC: IK 08 / IK 08 (+35 °C / -25 °C)
Temperature range	PC: -50 °C...+100 °C
Flammability	PC: UL746C 5V (V-2)
Material	
Bottom	Fiber reinforced Polyester
Transparent cover	Polycarbonate
Cover Screws	Fiber reinforced Polyamid
Gasket	PUR (Polyurethane)
Standard color	
Bottom	Grey, RAL 7035
Cover	Smoked glass, transparent cover



Series 10 – Solar^{PLUS} Enclosure in PC

175 x 175 x 75 mm



Polycarbonate

Part Number

Smoked glass cover with metric knockouts,
A: 8 x M16, 1 x M12
C: 8 x M16, 1 x M12 Breather valve mounted

3.100.0664.57

Accessories

Part Number

Mounting plate,
1,5 mm thick, galvanized steel

3.120.0560.69

DIN Rail, DIN 35

3.120.0561.13

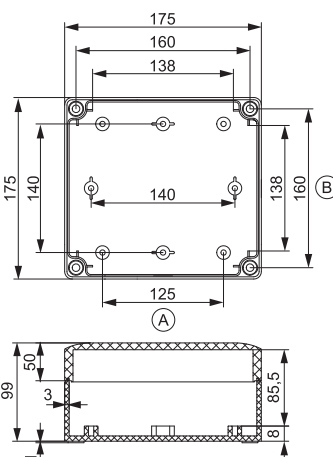


Assembly and machining services of your enclosures are available upon request.
Drawings with additional dimensions can be furnished upon request.

Cover screws and assembly screws are included.

Additional accessories on page 37.

175 x 175 x 100 mm



Polycarbonate

Part Number

Smoked glass cover with metric knockouts,
A: 8 x M16, 1 x M12
C: 8 x M16, 1 x M12 Breather valve mounted

3.100.0664.64

Accessories

Part Number

Mounting plate,
1,5 mm thick, galvanized steel

3.120.0560.69

DIN Rail, DIN 35

3.120.0561.13



Assembly and machining services of your enclosures are available upon request.
Drawings with additional dimensions can be furnished upon request.



Cover screws and assembly screws are included.

Additional accessories on page 37.

OEM Enclosures – PC or ABS

Series 11 with plain sides

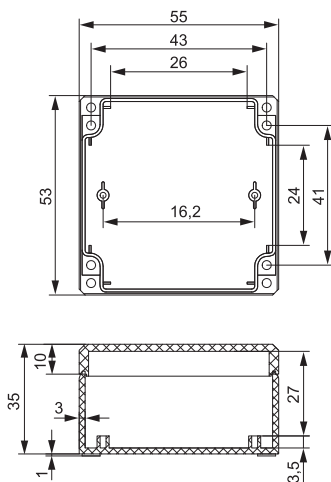
The Enclosures are manufactured using the highest grade Thermoplastics, Polycarbonate, and ABS for demanding OEM applications. e.g. protecting electronic - & pneumatic components.



Conformity	
Polycarbonate Enclosure:	CE RoHS (FI) UL cUL US PC
ABS-Enclosure:	CE RoHS (FI) PC
Technical Informationen	
Protection according to EN 60529	IP 66 / 67
Impact rating according to EN 62262	PC: IK 08 (+35 °C...-25 °C) ABS: IK 07 (+35 °C) IK 06 (-25 °C)
Temperature range	PC: -50 °C...+100 °C ABS: -40 °C...+60 °C
Flammability	PC: UL746C 5V ABS: UL94HB
Material	
Bottom	ABS or Fiber reinforced Polycarbonate
Cover	ABS or Polycarbonate
Transparent cover	Polycarbonate
Cover Screws	Stainless Steel
Gasket	PUR (Polyurethane)
Standard color	
Bottom	Grey, RAL 7035
Cover	Grey, RAL 7035 or transparent

Series 11 – Small Enclosures made of PC or ABS

53 x 55 x 36 mm



Polycarbonate

Grey cover 3.110.0500.05

Transp. cover* 3.110.0500.12

ABS

Grey cover 3.110.0500.29

Transp. cover* 3.110.0500.36

Assembly and machining services of your enclosures are available upon request.
Drawings with additional dimensions can be furnished upon request.

Cover screws, assembly screws and plugs are included.
*Transparent cover always out of Polycarbonate

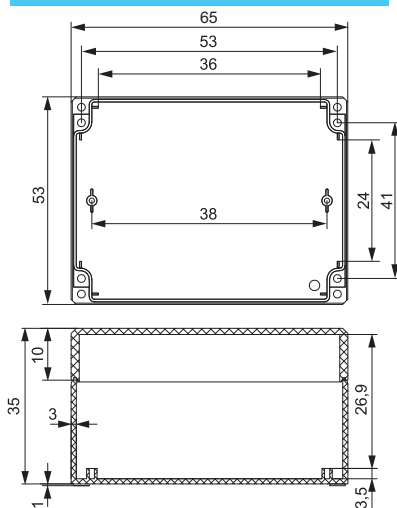
Accessories

DIN Rail, DIN 15 3.110.0509.37



Additional accessories on page 25.

53 x 65 x 36 mm



Polycarbonate

Grey cover 3.110.0500.43

Transp. cover* 3.110.0500.50

ABS

Grey cover 3.110.0500.67

Transp. cover* 3.110.0500.74

Assembly and machining services of your enclosures are available upon request.
Drawings with additional dimensions can be furnished upon request.

Cover screws, assembly screws and plugs are included.
*Transparent cover always out of Polycarbonate

Accessories

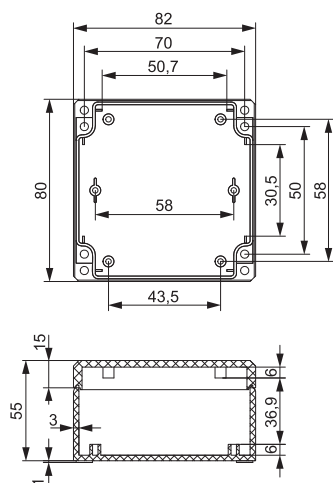
DIN Rail, DIN 15 3.110.0509.44



Additional accessories on page 25.

Series 11 – Small Enclosures made of PC or ABS

80 x 82 x 56 mm



Polycarbonate

Part Number	
Grey cover	3.110.0500.81
Transp. cover*	3.110.0500.98

ABS

Part Number	
Grey cover	3.110.0501.04
Transp. cover*	3.110.0501.11

Assembly and machining services of your enclosures are available upon request.
Drawings with additional dimensions can be furnished upon request.

Accessories

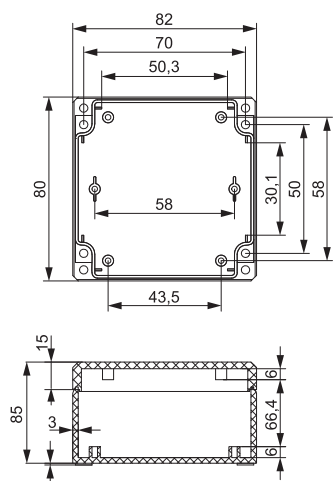
Part Number	
Mounting plate, 1,5 mm thick, galvanized steel	3.110.0508.21
DIN Rail, DIN 15	3.110.0509.51
DIN Rail, DIN 35	3.110.0509.68



Cover screws, assembly screws and plugs are included.
*Transparent cover always out of Polycarbonate

Additional accessories on page 25.

80 x 82 x 86 mm



Polycarbonate

Part Number	
Grey cover	3.110.0501.28
Transp. cover*	3.110.0501.35

ABS

Part Number	
Grey cover	3.110.0501.42
Transp. cover*	3.110.0501.59

Assembly and machining services of your enclosures are available upon request.
Drawings with additional dimensions can be furnished upon request.

Accessories

Part Number	
Mounting plate, 1,5 mm thick, galvanized steel	3.110.0508.21
DIN Rail, DIN 15	3.110.0509.51
DIN Rail, DIN 35	3.110.0509.68

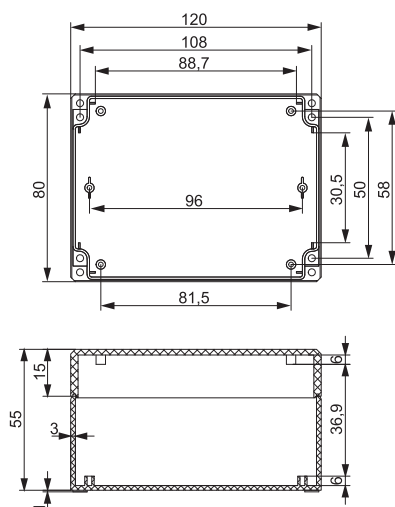


Cover screws, assembly screws and plugs are included.
*Transparent cover always out of Polycarbonate

Additional accessories on page 25.

Series 11 – Small Enclosures made of PC or ABS

80 x 120 x 56 mm



Polycarbonate	Part Number
Grey cover	3.110.0501.66
Transp. cover*	3.110.0501.73

ABS	Part Number
Grey cover	3.110.0501.80
Transp. cover*	3.110.0501.97

Assembly and machining services of your enclosures are available upon request.
Drawings with additional dimensions can be furnished upon request.

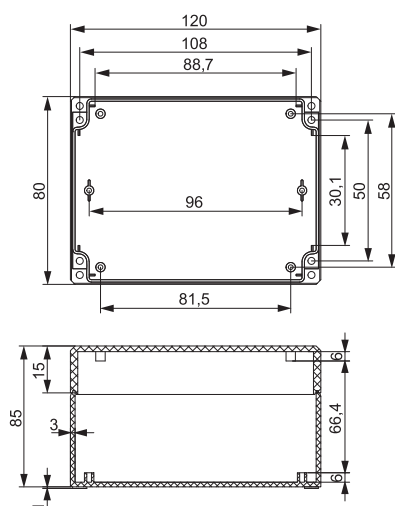
Cover screws, assembly screws and plugs are included.
*Transparent cover always out of Polycarbonate

Accessories	Part Number
Mounting plate, 1,5 mm thick, galvanized steel	3.110.0508.38
DIN Rail, DIN 15	3.110.0509.75
DIN Rail, DIN 35	3.110.0509.82



Additional accessories on page 25.

80 x 120 x 86 mm



Polycarbonate	Part Number
Grey cover	3.110.0502.03
Transp. cover*	3.110.0502.10

ABS	Part Number
Grey cover	3.110.0502.27
Transp. cover*	3.110.0502.34

Assembly and machining services of your enclosures are available upon request.
Drawings with additional dimensions can be furnished upon request.

Cover screws, assembly screws and plugs are included.
*Transparent cover always out of Polycarbonate

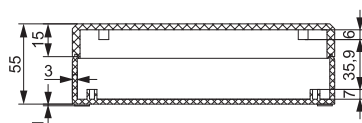
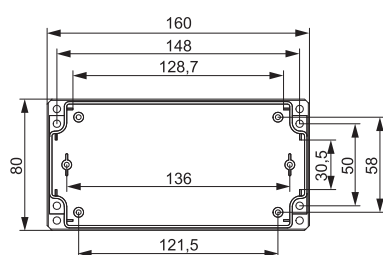
Accessories	Part Number
Mounting plate, 1,5 mm thick, galvanized steel	3.110.0508.38
DIN Rail, DIN 15	3.110.0509.75
DIN Rail, DIN 35	3.110.0509.82



Additional accessories on page 25.

Series 11 – Small Enclosures made of PC or ABS

80 x 160 x 56 mm



Polycarbonate

Part Number	
Grey cover	3.110.0502.41
Transp. cover*	3.110.0502.58

ABS

Part Number	
Grey cover	3.110.0502.65
Transp. cover*	3.110.0502.72

Assembly and machining services of your enclosures are available upon request.
Drawings with additional dimensions can be furnished upon request.

Accessories

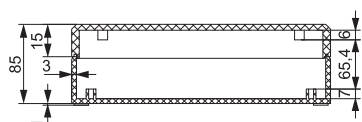
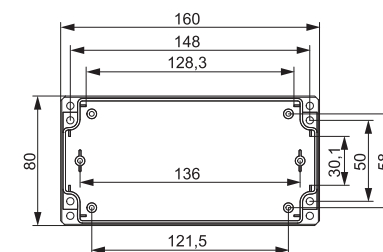
Part Number	
Mounting plate, 1,5 mm thick, galvanized steel	3.110.0508.45
DIN Rail, DIN 15	3.110.0509.99
DIN Rail, DIN 35	3.110.0510.02



Cover screws, assembly screws and plugs are included.
*Transparent cover always out of Polycarbonate

Additional accessories on page 25.

80 x 160 x 86 mm



Polycarbonate

Part Number	
Grey cover	3.110.0502.89
Transp. cover*	3.110.0502.96

ABS

Part Number	
Grey cover	3.110.0503.02
Transp. cover*	3.110.0503.19

Assembly and machining services of your enclosures are available upon request.
Drawings with additional dimensions can be furnished upon request.

Accessories

Part Number	
Mounting plate, 1,5 mm thick, galvanized steel	3.110.0508.45
DIN Rail, DIN 15	3.110.0509.99
DIN Rail, DIN 35	3.110.0510.02

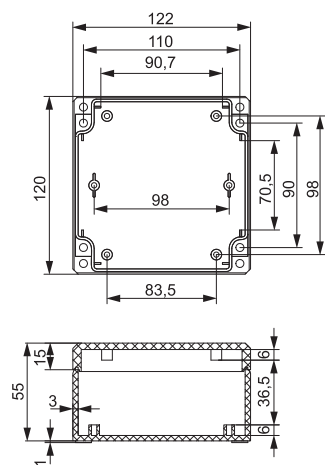


Cover screws, assembly screws and plugs are included.
*Transparent cover always out of Polycarbonate

Additional accessories on page 25.

Series 11 – Small Enclosures made of PC or ABS

120 x 122 x 56 mm



Polycarbonate	Part Number
Grey cover	3.110.0503.26
Transp. cover*	3.110.0503.33

ABS	Part Number
Grey cover	3.110.0503.40
Transp. cover*	3.110.0503.57

Assembly and machining services of your enclosures are available upon request.
Drawings with additional dimensions can be furnished upon request.

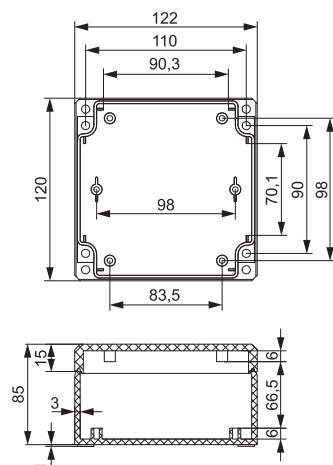

Accessories	Part Number
Mounting plate, 1,5 mm thick, galvanized steel	3.110.0508.52
DIN Rail, DIN 15	3.110.0509.75
DIN Rail, DIN 35	3.110.0509.82



Cover screws, assembly screws and plugs are included.
*Transparent cover always out of Polycarbonate

Additional accessories on page 25.

120 x 122 x 86 mm




Polycarbonate	Part Number
Grey cover	3.110.0503.64
Transp. cover*	3.110.0503.71

ABS	Part Number
Grey cover	3.110.0503.88
Transp. cover*	3.110.0503.95

Assembly and machining services of your enclosures are available upon request.
Drawings with additional dimensions can be furnished upon request.

Accessories	Part Number
Mounting plate, 1,5 mm thick, galvanized steel	3.110.0508.52
DIN Rail, DIN 15	3.110.0509.75
DIN Rail, DIN 35	3.110.0509.82

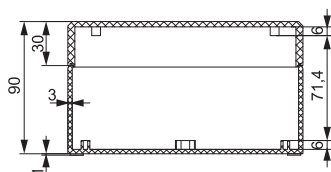
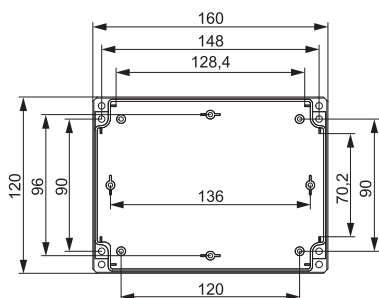


Cover screws, assembly screws and plugs are included.
*Transparent cover always out of Polycarbonate

Additional accessories on page 25.

Series 11 – Small Enclosures made of PC or ABS

120 x 160 x 91 mm



Polycarbonate	Part Number
Grey cover	3.110.0504.01
Transp. cover*	3.110.0504.18

ABS	Part Number
Grey cover	3.110.0504.25
Transp. cover*	3.110.0504.32

Assembly and machining services of your enclosures are available upon request.
Drawings with additional dimensions can be furnished upon request.

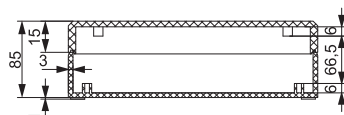
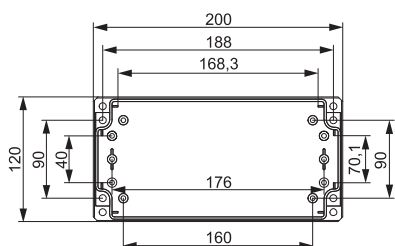
Accessories	Part Number
Mounting plate, 1,5 mm thick, galvanized steel	3.110.0508.69
DIN Rail, DIN 15	3.110.0509.99
DIN Rail, DIN 35	3.110.0510.02



Cover screws, assembly screws and plugs are included.
*Transparent cover always out of Polycarbonate

Additional accessories on page 25.

120 x 200 x 86 mm



Polycarbonate	Part Number
Grey cover	3.110.0504.87
Transp. cover*	3.110.0504.94

ABS	Part Number
Grey cover	3.110.0505.00
Transp. cover*	3.110.0505.17

Assembly and machining services of your enclosures are available upon request.
Drawings with additional dimensions can be furnished upon request.

Accessories	Part Number
Mounting plate, 1,5 mm thick, galvanized steel	3.110.0508.76
DIN Rail, DIN 35	3.110.0510.57

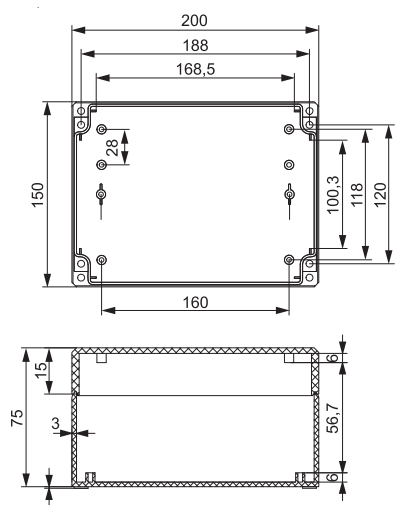


Cover screws, assembly screws and plugs are included.
*Transparent cover always out of Polycarbonate

Additional accessories on page 25.

Series 11 – Small Enclosures made of PC or ABS

150 x 200 x 76 mm



Polycarbonate	Part Number
Grey cover	3.110.0505.62
Transp. cover*	3.110.0505.79

ABS	Part Number
Grey cover	3.110.0505.86
Transp. cover*	3.110.0505.93

Assembly and machining services of your enclosures are available upon request.
Drawings with additional dimensions can be furnished upon request.

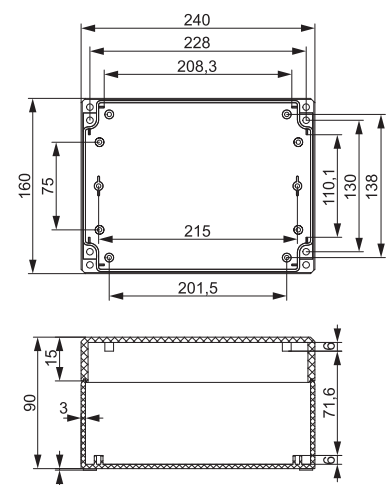
Cover screws, assembly screws and plugs are included.
*Transparent cover always out of Polycarbonate

Accessories	Part Number
Mounting plate, 1,5 mm thick, galvanized steel	3.110.0508.90
DIN Rail, DIN 35	3.110.0510.71



Additional accessories on page 25.

160 x 240 x 91 mm




Polycarbonate	Part Number
Grey cover	3.110.0506.09
Transp. cover*	3.110.0506.16

ABS	Part Number
Grey cover	3.110.0506.23
Transp. cover*	3.110.0506.30

Assembly and machining services of your enclosures are available upon request.
Drawings with additional dimensions can be furnished upon request.

Cover screws, assembly screws and plugs are included.
*Transparent cover always out of Polycarbonate

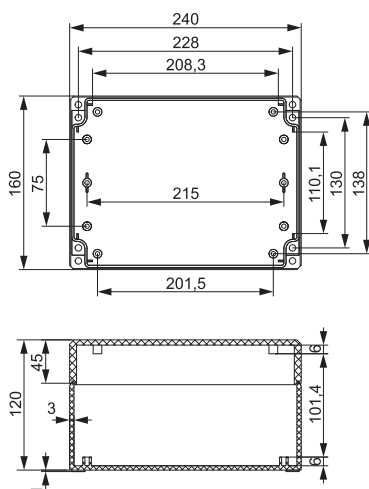
Accessories	Part Number
Mounting plate, 1,5 mm thick, galvanized steel	3.110.0509.06
DIN Rail, DIN 35	3.110.0561.20



Additional accessories on page 25.

Series 11 – Small Enclosures made of PC or ABS

160 x 240 x 121 mm



Polycarbonate	Part Number
Grey cover	3.110.0506.47
Transp. cover*	3.110.0506.54

ABS	Part Number
Grey cover	3.110.0506.61
Transp. cover*	3.110.0506.78

Assembly and machining services of your enclosures are available upon request.
Drawings with additional dimensions can be furnished upon request.

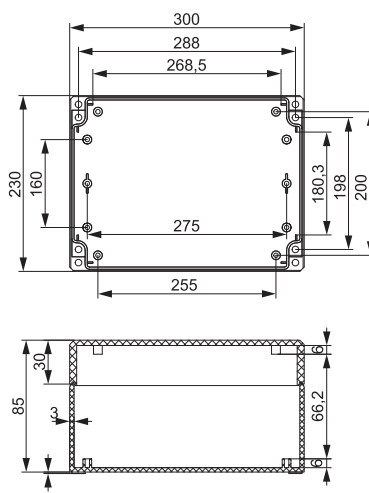
Accessories	Part Number
Mounting plate, 1,5 mm thick, galvanized steel	3.110.0509.06
DIN Rail, DIN 35	3.110.0561.20



Cover screws, assembly screws and plugs are included.
*Transparent cover always out of Polycarbonate

Additional accessories on page 25.

230 x 300 x 86 mm



Polycarbonate	Part Number
Grey cover	3.110.0507.22
Transp. cover*	3.110.0507.39

ABS	Part Number
Grey cover	3.110.0507.46
Transp. cover*	3.110.0507.53

Assembly and machining services of your enclosures are available upon request.
Drawings with additional dimensions can be furnished upon request.

Accessories	Part Number
Mounting plate, 1,5 mm thick, galvanized steel	3.110.0509.20
DIN Rail, DIN 35	3.110.0511.01

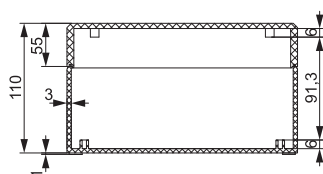
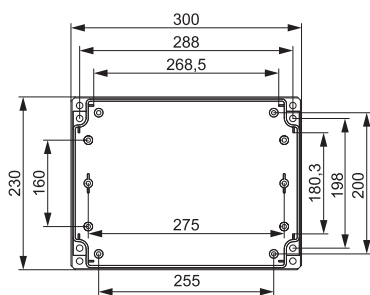


Cover screws, assembly screws and plugs are included.
*Transparent cover always out of Polycarbonate

Additional accessories on page 25.

Series 11 – Small Enclosures made of PC or ABS

230 x 300 x 111 mm



Polycarbonate	Part Number
Grey cover	3.110.0507.60
Transp. cover*	3.110.0507.77

ABS	Part Number
Grey cover	3.110.0507.84
Transp. cover*	3.110.0507.91

Assembly and machining services of your enclosures are available upon request.
Drawings with additional dimensions can be furnished upon request.

Cover screws, assembly screws and plugs are included.
*Transparent cover always out of Polycarbonate

Accessories	Part Number
Mounting plate, 1,5 mm thick, galvanized steel	3.110.0509.20
DIN Rail, DIN 35	3.110.0511.01




Additional accessories on page 25.



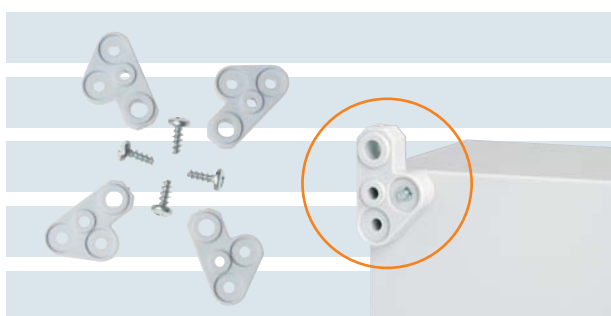
Accessories

Hinges	Size mm	Part Number
Pair, polycarbonate	28 x 28 x 10	3.811.0561.44




Accessories

Outside Latches	Size mm	Part Number
Set, polycarbonate	33 x 21 x 9,5	3.811.0511.25



Accessories

Cover Plugs	Size mm	Part Number
Set, polycarbonate	3 x 18	3.811.0511.49



Accessories

Cover and Mounting Screws	Size mm	Part Number
Cover screws, short	3 x 18	3.811.0511.63
Cover screws, set incl. 4 cover screws and 4 mounting screws	3 x 18	3.811.0512.93
Cover screws, set incl. 6 cover screws and 4 mounting screws	3 x 18	3.811.0513.09
Cover screws, long for over 100 mm deep models	3 x 50	3.811.0512.79
Cover screws, TORX	3 x 18	3.811.0512.86
Mounting screws for mounting plates and DIN rails	3 x 7	3.811.0511.56



Accessories

Pressure balance element	Size mm	Part Number
Pressure balance element, grey, Polyamid	M 12 x 1,5	3.213.1200.50
Locking Nut, grey, Polyamid	M 12 x 1,5	3.262.1200.50



Did you know ...

...that HUMMEL can offer you Circular Connectors?

- **Signal connectors**
in the sizes:
 - M 16
 - M 23
 - M 27
- **Power connectors**
in the sizes:
 - M 16
 - M 23
 - M 40 Gr. 1,5
- **Special connectors**
 - M 23 RJ 45
 - Profinet, for high-speed data applications
 - TWINTUS, cost efficient connections for small drives
- **All sizes are also available in the following versions**
 - push-pull version, for fast and secure mounting
 - stainless steel (INOX), for offshore, food and medical environments
 - overmould, available with or without kink protection
 - with direct conduit attachment
 - with multi-hole insert
 - with anti-kink spiral



CONNECTOR
4 SMALL DRIVES
TWINTUS



OEM Enclosures – PC or ABS

Series 12 with plain sides and metric or PG knockouts

Manufactured from high performance Thermoplastic, Polycarbonate or ABS. These Enclosures are suitable for demanding OEM applications, e.g. for the protection of electronic and pneumatic components.

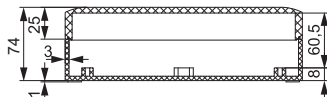
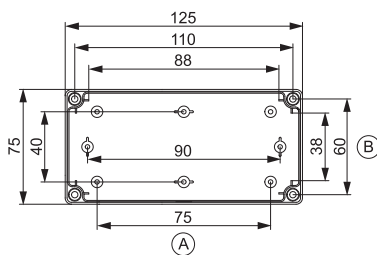
This series includes small and medium sized universal Enclosures made of Polycarbonate with metric or PG knockouts. The Enclosures are available in increments of 25 mm (1"), e.g. 75 x 125 x 75 to 175 x 250 x 150 mm.

Conformity	
Polycarbonate Enclosure:	CE RoHS (FI) UL cUL US PC
ABS-Enclosure:	CE RoHS (FI) PC
Technical Information	
Protection according to EN 60 529	IP 66 / 67
Impact rating according to EN 62262	PC: IK 08 (+35 °C...-25 °C) ABS: IK 07 (+35 °C) IK 06 (-25 °C)
Temperature range	PC: -50 °C...+100 °C ABS: -40 °C...+60 °C
Flammability	PC: UL746C 5V ABS: UL94 HB
Material	
Bottom	ABS or Fiber reinforced Polycarbonate
Cover	ABS or Polycarbonate
Transparent Cover	Polycarbonate
Cover Screws	Fiber reinforced Polyamid
Gasket	PUR (Polyurethane)
Standard color	
Bottom	Grey, RAL 7035
Cover	Grey, RAL 7035 or transparent



Series 12 – Mid size Enclosures made of PC or ABS

75 x 125 x 75 mm



Polycarbonate	Part Number
Grey cover, plain sides	3.120.0550.31
Grey cover, metric knockouts, A: 3 x \varnothing 12 mm / 20 mm B: 1 x \varnothing 16 mm / 25 mm	3.120.0663.58
Grey cover, PG knockouts, A: 3 x PG 9 / PG 13,5 B: 1 x PG 9 / PG 13,5	3.120.0550.00
Transp. cover*, plain sides	3.120.0550.24
Transp. cover*, metric knockouts, A: 3 x \varnothing 12 mm / 20 mm B: 1 x \varnothing 16 mm / 25 mm	3.120.0665.25
Transp. cover*, PG knockouts, A: 3 x PG 9 / PG 13,5 B: 1 x PG 9 / PG 13,5	3.120.0550.17

ABS	Part Number
Grey cover, plain sides	3.120.0550.48
Transp. cover*, plain sides	3.120.0550.55

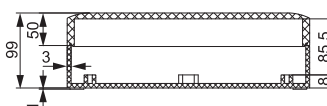
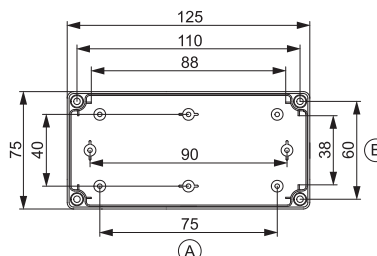
Assembly and machining services of your enclosures are available upon request.
Drawings with additional dimensions can be furnished upon request.
Cover screws and assembly screws are included.
*Transparent cover always out of Polycarbonate

Accessories	Part Number
Mounting plate, 1,5 mm thick, galvanized steel	3.120.0560.38
DIN Rail, DIN 35, short side	3.120.0560.90
DIN Rail, DIN 35, long side	3.120.0561.06



Additional accessories on page 37.

75 x 125 x 100 mm



Polycarbonate	Part Number
Grey cover, plain sides	3.120.0550.86
Grey cover, metric knockouts, A: 3 x \varnothing 12 mm / 20 mm B: 1 x \varnothing 16 mm / 25 mm	3.120.0663.65
Grey cover, PG knockouts, A: 3 x PG 9 / PG 13,5 B: 1 x PG 9 / PG 13,5	3.120.0550.62
Transp. cover*, plain sides	3.120.0550.93
Transp. cover*, metric knockouts, A: 3 x \varnothing 12 mm / 20 mm B: 1 x \varnothing 16 mm / 25 mm	3.120.0665.32
Transp. cover*, PG knockouts, A: 3 x PG 9 / PG 13,5 B: 1 x PG 9 / PG 13,5	3.120.0550.79

ABS	Part Number
Grey cover, plain sides	3.120.0551.09
Transp. cover*, plain sides	3.120.0551.16

Assembly and machining services of your enclosures are available upon request.
Drawings with additional dimensions can be furnished upon request.
Cover screws and assembly screws are included.
*Transparent cover always out of Polycarbonate

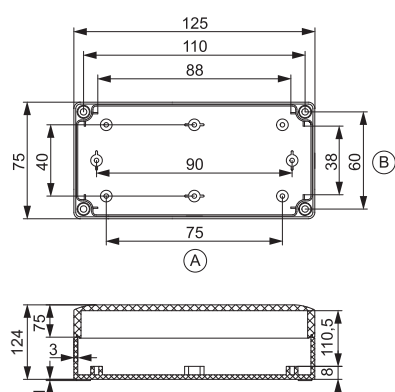
Accessories	Part Number
Mounting plate, 1,5 mm thick, galvanized steel	3.120.0560.38
DIN Rail, DIN 35, short side	3.120.0560.90
DIN Rail, DIN 35, long side	3.120.0561.06



Additional accessories on page 37.

Series 12 – Mid size Enclosures made of PC or ABS

75 x 125 x 125 mm



Polycarbonate	Part Number
Grey cover, plain sides	3.120.0551.47
Grey cover, metric knockouts, A: 3 x \varnothing 12 mm / 20 mm B: 1 x \varnothing 16 mm / 25 mm	3.120.0663.72
Grey cover, PG knockouts, A: 3 x PG 9 / PG 13,5 B: 1 x PG 9 / PG 13,5	3.120.0551.23
Transp. cover*, plain sides	3.120.0551.54
Transp. cover*, metric knockouts, A: 3 x \varnothing 12 mm / 20 mm B: 1 x \varnothing 16 mm / 25 mm	3.120.0665.49
Transp. cover*, PG knockouts, A: 3 x PG 9 / PG 13,5 B: 1 x PG 9 / PG 13,5	3.120.0551.30

ABS	Part Number
Grey cover, plain sides	3.120.0551.61
Transp. cover*, plain sides	3.120.0551.78

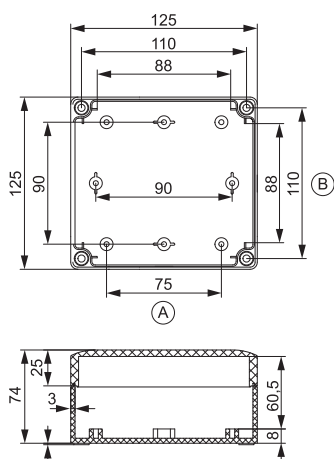
Assembly and machining services of your enclosures are available upon request.
Drawings with additional dimensions can be furnished upon request.
Cover screws and assembly screws are included.
*Transparent cover always out of Polycarbonate

Accessories	Part Number
Mounting plate, 1,5 mm thick, galvanized steel	3.120.0560.38
DIN Rail, DIN 35, short side	3.120.0560.90
DIN Rail, DIN 35, long side	3.120.0561.06



Additional accessories on page 37.

125 x 125 x 75 mm



Polycarbonate	Part Number
Grey cover, plain sides	3.120.0552.08
Grey cover, metric knockouts, A: 3 x \varnothing 12 mm / 20 mm B: 2 x \varnothing 16 mm / 25 mm	3.120.0663.89
Grey cover, PG knockouts, A: 3 x PG 9 / PG 13,5 B: 2 x PG 16 / PG 21	3.120.0551.85
Transp. cover*, plain sides	3.120.0552.15
Transp. cover*, metric knockouts, A: 3 x \varnothing 12 mm / 20 mm B: 2 x \varnothing 16 mm / 25 mm	3.120.0665.56
Transp. cover*, PG knockouts, A: 3 x PG 9 / PG 13,5 B: 2 x PG 16 / PG 21	3.120.0551.92

ABS	Part Number
Grey cover, plain sides	3.120.0552.22
Transp. cover*, plain sides	3.120.0552.39

Assembly and machining services of your enclosures are available upon request.
Drawings with additional dimensions can be furnished upon request.
Cover screws and assembly screws are included.
*Transparent cover always out of Polycarbonate

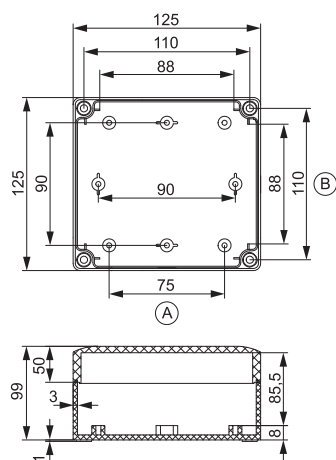
Accessories	Part Number
Mounting plate, 1,5 mm thick, galvanized steel	3.120.0560.45
DIN Rail, DIN 35	3.120.0561.06



Additional accessories on page 37.

Series 12 – Mid size Enclosures made of PC or ABS

125 x 125 x 100 mm



Polycarbonate	Part Number
Grey cover, plain sides	3.120.0552.60
Grey cover, metric knockouts, A: 3 x \varnothing 12 mm / 20 mm B: 2 x \varnothing 16 mm / 25 mm	3.120.0663.96
Grey cover, PG knockouts, A: 3 x PG 9 / PG 13,5 B: 2 x PG 16 / PG 21	3.120.0552.46
Transp. cover*, plain sides	3.120.0552.77
Transp. cover*, metric knockouts, A: 3 x \varnothing 12 mm / 20 mm B: 2 x \varnothing 16 mm / 25 mm	3.120.0665.63
Transp. cover*, PG knockouts, A: 3 x PG 9 / PG 13,5 B: 2 x PG 16 / PG 21	3.120.0552.53

ABS	Part Number
Grey cover, plain sides	3.120.0552.84
Transp. cover*, plain sides	3.120.0552.91

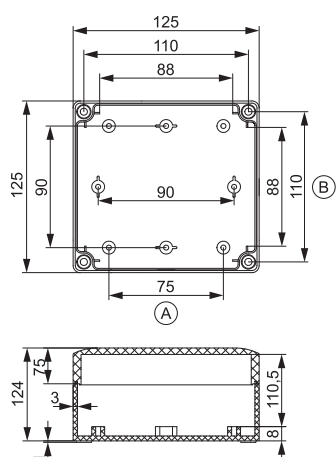
Assembly and machining services of your enclosures are available upon request.
Drawings with additional dimensions can be furnished upon request.
Cover screws and assembly screws are included.
*Transparent cover always out of Polycarbonate

Accessories	Part Number
Mounting plate, 1,5 mm thick, galvanized steel	3.120.0560.45
DIN Rail, DIN 35	3.120.0561.06



Additional accessories on page 37.

125 x 125 x 125 mm



Polycarbonate	Part Number
Grey cover, plain sides	3.120.0553.21
Grey cover, metric knockouts, A: 3 x \varnothing 12 mm / 20 mm B: 2 x \varnothing 16 mm / 25 mm	3.120.0664.02
Grey cover, PG knockouts, A: 3 x PG 9 / PG 13,5 B: 2 x PG 16 / PG 21	3.120.0553.07
Transp. cover*, plain sides	3.120.0553.38
Transp. cover*, metric knockouts, A: 3 x \varnothing 12 mm / 20 mm B: 2 x \varnothing 16 mm / 25 mm	3.120.0665.70
Transp. cover*, PG knockouts, A: 3 x PG 9 / PG 13,5 B: 2 x PG 16 / PG 21	3.120.0553.14

ABS	Part Number
Grey cover, plain sides	3.120.0553.45
Transp. cover*, plain sides	3.120.0553.52

Assembly and machining services of your enclosures are available upon request.
Drawings with additional dimensions can be furnished upon request.
Cover screws and assembly screws are included.
*Transparent cover always out of Polycarbonate

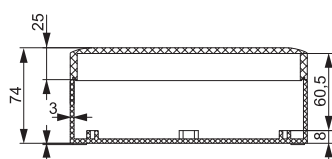
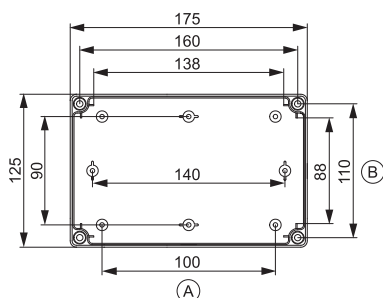
Accessories	Part Number
Mounting plate, 1,5 mm thick, galvanized steel	3.120.0560.45
DIN Rail, DIN 35	3.120.0561.06



Additional accessories on page 37.

Series 12 – Mid size Enclosures made of PC or ABS

125 x 175 x 75 mm



Polycarbonate

Grey cover, plain sides 3.120.0553.83

Grey cover, metric knockouts,
A: 4 x \varnothing 12 mm / 20 mm
B: 2 x \varnothing 16 mm / 25 mm 3.120.0664.19

Grey cover, PG knockouts,
A: 4 x PG 9 / PG 13,5
B: 2 x PG 16 / PG 21 3.120.0553.69

Transp. cover*, plain sides 3.120.0553.90

Transp. cover*, metric knockouts,
A: 4 x \varnothing 12 mm / 20 mm
B: 2 x \varnothing 16 mm / 25 mm 3.120.0665.87

Transp. cover*, PG knockouts,
A: 4 x PG 9 / PG 13,5
B: 2 x PG 16 / PG 21 3.120.0553.76

ABS

Grey cover, plain sides 3.120.0554.06

Transp. cover*, plain sides 3.120.0554.13

Assembly and machining services of your enclosures are available upon request.
Drawings with additional dimensions can be furnished upon request.
Cover screws and assembly screws are included.
*Transparent cover always out of Polycarbonate

Accessories

Mounting plate,
1,5 mm thick, galvanized steel 3.120.0560.52

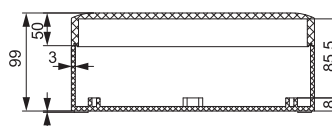
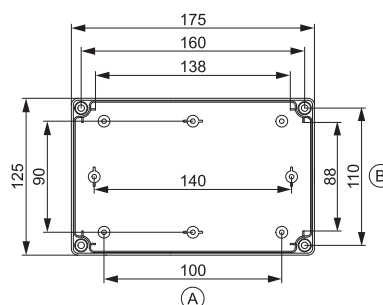
DIN Rail, DIN 35, short side 3.120.0561.06

DIN Rail, DIN 35, long side 3.120.0561.13



Additional accessories on page 37.

125 x 175 x 100 mm



Polycarbonate

Grey cover, plain sides 3.120.0554.44

Grey cover, metric knockouts,
A: 4 x \varnothing 12 mm / 20 mm
B: 2 x \varnothing 16 mm / 25 mm 3.120.0664.26

Grey cover, PG knockouts,
A: 4 x PG 9 / PG 13,5
B: 2 x PG 16 / PG 21 3.120.0554.20

Transp. cover*, plain sides 3.120.0554.51

Transp. cover*, metric knockouts,
A: 4 x \varnothing 12 mm / 20 mm
B: 2 x \varnothing 16 mm / 25 mm 3.120.0665.94

Transp. cover*, PG knockouts,
A: 4 x PG 9 / PG 13,5
B: 2 x PG 16 / PG 21 3.120.0554.37

ABS

Grey cover, plain sides 3.120.0554.68

Transp. cover*, plain sides 3.120.0554.75

Assembly and machining services of your enclosures are available upon request.
Drawings with additional dimensions can be furnished upon request.
Cover screws and assembly screws are included.
*Transparent cover always out of Polycarbonate

Accessories

Mounting plate,
1,5 mm thick, galvanized steel 3.120.0560.52

DIN Rail, DIN 35, short side 3.120.0561.06

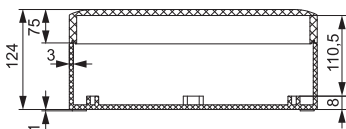
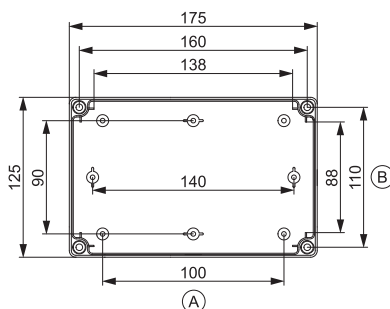
DIN Rail, DIN 35, long side 3.120.0561.13



Additional accessories on page 37.

Series 12 – Mid size Enclosures made of PC or ABS

125 x 175 x 125 mm



Polycarbonate	Part Number
Grey cover, plain sides	3.120.0555.05
Grey cover, metric knockouts, A: 4 x \varnothing 12 mm / 20 mm B: 2 x \varnothing 16 mm / 25 mm	3.120.0664.33
Grey cover, PG knockouts, A: 4 x PG 9 / PG 13,5 B: 2 x PG 16 / PG 21	3.120.0554.82
Transp. cover*, plain sides	3.120.0555.12
Transp. cover*, metric knockouts, A: 4 x \varnothing 12 mm / 20 mm B: 2 x \varnothing 16 mm / 25 mm	3.120.0666.00
Transp. cover*, PG knockouts, A: 4 x PG 9 / PG 13,5 B: 2 x PG 16 / PG 21	3.120.0554.99

ABS	Part Number
Grey cover, plain sides	3.120.0555.29
Transp. cover*, plain sides	3.120.0555.36

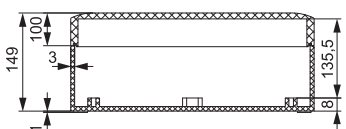
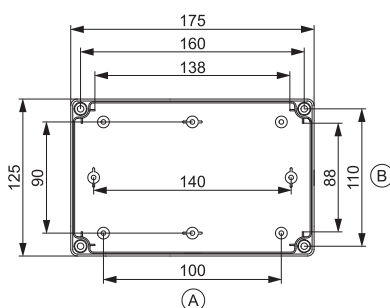
Assembly and machining services of your enclosures are available upon request.
Drawings with additional dimensions can be furnished upon request.
Cover screws and assembly screws are included.
*Transparent cover always out of Polycarbonate

Accessories	Part Number
Mounting plate, 1,5 mm thick, galvanized steel	3.120.0560.52
DIN Rail, DIN 35, short side	3.120.0561.06
DIN Rail, DIN 35, long side	3.120.0561.13



Additional accessories on page 37.

125 x 175 x 150 mm



Polycarbonate	Part Number
Grey cover, plain sides	3.120.0555.67
Grey cover, metric knockouts, A: 4 x \varnothing 12 mm / 20 mm B: 2 x \varnothing 16 mm / 25 mm	3.120.0664.40
Grey cover, PG knockouts, A: 4 x PG 9 / PG 13,5 B: 2 x PG 16 / PG 21	3.120.0555.43
Transp. cover*, plain sides	3.120.0555.74
Transp. cover*, metric knockouts, A: 4 x \varnothing 12 mm / 20 mm B: 2 x \varnothing 16 mm / 25 mm	3.120.0666.17
Transp. cover*, PG knockouts, A: 4 x PG 9 / PG 13,5 B: 2 x PG 16 / PG 21	3.120.0555.50

ABS	Part Number
Grey cover, plain sides	3.120.0555.81
Transp. cover*, plain sides	3.120.0555.98

Assembly and machining services of your enclosures are available upon request.
Drawings with additional dimensions can be furnished upon request.
Cover screws and assembly screws are included.
*Transparent cover always out of Polycarbonate

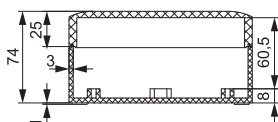
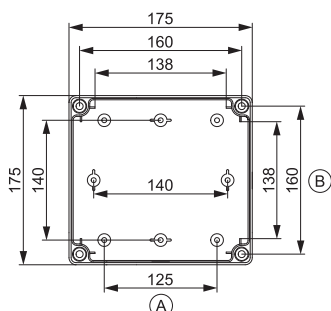
Accessories	Part Number
Mounting plate, 1,5 mm thick, galvanized steel	3.120.0560.52
DIN Rail, DIN 35, short side	3.120.0561.06
DIN Rail, DIN 35, long side	3.120.0561.13



Additional accessories on page 37.

Series 12 – Mid size Enclosures made of PC or ABS

175 x 175 x 75 mm



Polycarbonate	Part Number
Grey cover, plain sides	3.120.0556.28
Grey cover, metric knockouts, A: 5 x \varnothing 12 mm / 20 mm B: 2 x \varnothing 12 mm / 20 mm + 2 x \varnothing 16 mm / 25 mm	3.120.0664.57
Grey cover, PG knockouts, A: 5 x PG 9 / PG 13,5 B: 2 x PG 16 / PG 21 + 2 x PG 9 / PG 16	3.120.0556.04
Transp. cover*, plain sides	3.120.0556.35
Transp. cover*, metric knockouts, A: 5 x \varnothing 12 mm / 20 mm B: 2 x \varnothing 12 mm / 20 mm + 2 x \varnothing 16 mm / 25 mm	3.120.0666.24
Transp. cover*, PG knockouts, A: 5 x PG 9 / PG 13,5 B: 2 x PG 16 / PG 21 + 2 x PG 9 / PG 16	3.120.0556.11

ABS	Part Number
Grey cover, plain sides	3.120.0556.42
Transp. cover*, plain sides	3.120.0556.59

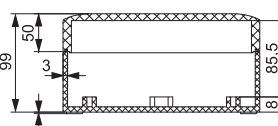
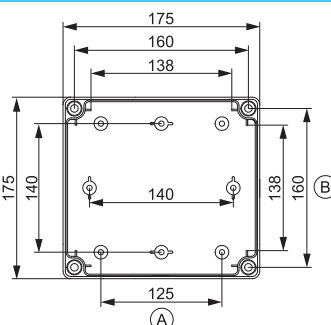
Assembly and machining services of your enclosures are available upon request.
Drawings with additional dimensions can be furnished upon request.
Cover screws and assembly screws are included.
*Transparent cover always out of Polycarbonate

Accessories	Part Number
Mounting plate, 1,5 mm thick, galvanized steel	3.120.0560.69
DIN Rail, DIN 35	3.120.0561.13



Additional accessories on page 37.

175 x 175 x 100 mm



Polycarbonate	Part Number
Grey cover, plain sides	3.120.0556.80
Grey cover, metric knockouts, A: 5 x \varnothing 12 mm / 20 mm B: 2 x \varnothing 12 mm / 20 mm + 2 x \varnothing 16 mm / 25 mm	3.120.0664.64
Grey cover, PG knockouts, A: 5 x PG 9 / PG 13,5 B: 2 x PG 16 / PG 21 + 2 x PG 9 / PG 16	3.120.0556.66
Transp. cover*, plain sides	3.120.0556.97
Transp. cover*, metric knockouts, A: 5 x \varnothing 12 mm / 20 mm B: 2 x \varnothing 12 mm / 20 mm + 2 x \varnothing 16 mm / 25 mm	3.120.0666.31
Transp. cover*, PG knockouts, A: 5 x PG 9 / PG 13,5 B: 2 x PG 16 / PG 21 + 2 x PG 9 / PG 16	3.120.0556.73

ABS	Part Number
Grey cover, plain sides	3.120.0557.03
Transp. cover*, plain sides	3.120.0557.10

Assembly and machining services of your enclosures are available upon request.
Drawings with additional dimensions can be furnished upon request.
Cover screws and assembly screws are included.
*Transparent cover always out of Polycarbonate

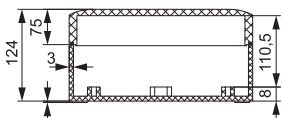
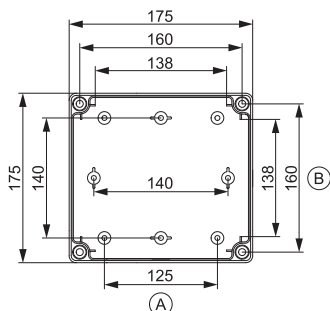
Accessories	Part Number
Mounting plate, 1,5 mm thick, galvanized steel	3.120.0560.69
DIN Rail, DIN 35	3.120.0561.13



Additional accessories on page 37.

Series 12 – Mid size Enclosures made of PC or ABS

175 x 175 x 125 mm



Polycarbonate	Part Number
Grey cover, plain sides	3.120.0557.41
Grey cover, metric knockouts, A: 5 x \varnothing 12 mm / 20 mm B: 2 x \varnothing 12 mm / 20 mm + 2 x \varnothing 16 mm / 25 mm	3.120.0664.71
Grey cover, PG knockouts, A: 5 x PG 9 / PG 13,5 B: 2 x PG 16 / PG 21 + 2 x PG 9 / PG 16	3.120.0557.27

Transp. cover*, plain sides	3.120.0557.58
Transp. cover*, metric knockouts, A: 5 x \varnothing 12 mm / 20 mm B: 2 x \varnothing 12 mm / 20 mm + 2 x \varnothing 16 mm / 25 mm	3.120.0666.48
Transp. cover*, PG knockouts, A: 5 x PG 9 / PG 13,5 B: 2 x PG 16 / PG 21 + 2 x PG 9 / PG 16	3.120.0557.34

ABS	Part Number
Grey cover, plain sides	3.120.0557.65
Transp. cover*, plain sides	3.120.0557.72

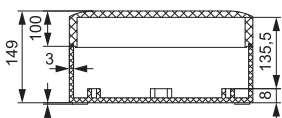
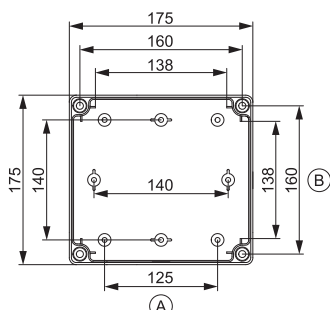
Assembly and machining services of your enclosures are available upon request.
Drawings with additional dimensions can be furnished upon request.
Cover screws and assembly screws are included.
*Transparent cover always out of Polycarbonate

Accessories	Part Number
Mounting plate, 1,5 mm thick, galvanized steel	3.120.0560.69
DIN Rail, DIN 35	3.120.0561.13



Additional accessories on page 37.

175 x 175 x 150 mm



Polycarbonate	Part Number
Grey cover, plain sides	3.120.0558.02
Grey cover, metric knockouts, A: 5 x \varnothing 12 mm / 20 mm B: 2 x \varnothing 12 mm / 20 mm + 2 x \varnothing 16 mm / 25 mm	3.120.0664.88
Grey cover, PG knockouts, A: 5 x PG 9 / PG 13,5 B: 2 x PG 16 / PG 21 + 2 x PG 9 / PG 16	3.120.0557.89

Transp. cover*, plain sides	3.120.0558.19
Transp. cover*, metric knockouts, A: 5 x \varnothing 12 mm / 20 mm B: 2 x \varnothing 12 mm / 20 mm + 2 x \varnothing 16 mm / 25 mm	3.120.0666.55
Transp. cover*, PG knockouts, A: 5 x PG 9 / PG 13,5 B: 2 x PG 16 / PG 21 + 2 x PG 9 / PG 16	3.120.0557.96

ABS	Part Number
Grey cover, plain sides	3.120.0558.26
Transp. cover*, plain sides	3.120.0558.33

Assembly and machining services of your enclosures are available upon request.
Drawings with additional dimensions can be furnished upon request.
Cover screws and assembly screws are included.
*Transparent cover always out of Polycarbonate

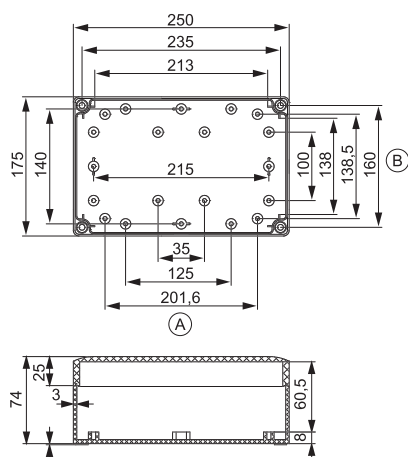
Accessories	Part Number
Mounting plate, 1,5 mm thick, galvanized steel	3.120.0560.69
DIN Rail, DIN 35, short side	3.120.0561.13



Additional accessories on page 37.

Series 12 – Mid size Enclosures made of PC or ABS

175 x 250 x 75 mm




Polycarbonate	Part Number
Grey cover, plain sides	3.120.0558.64
Grey cover, metric knockouts, A: 6 x \varnothing 12 mm / 20 mm B: 2 x \varnothing 12 mm / 20 mm + 2 x \varnothing 16 mm / 25 mm	3.120.0664.95
Grey cover, PG knockouts, A: 6 x PG 9 / PG 13,5 B: 2 x PG 16 / PG 21 + 2 x PG 9 / PG 16	3.120.0558.40
Transp. cover*, plain sides	3.120.0558.71
Transp. cover*, metric knockouts, A: 6 x \varnothing 12 mm / 20 mm B: 2 x \varnothing 12 mm / 20 mm + 2 x \varnothing 16 mm / 25 mm	3.120.0666.62
Transp. cover*, PG knockouts, A: 6 x PG 9 / PG 13,5 B: 2 x PG 16 / PG 21 + 2 x PG 9 / PG 16	3.120.0558.57

ABS	Part Number
Grey cover, plain sides	3.120.0558.88
Transp. cover*, plain sides	3.120.0558.95

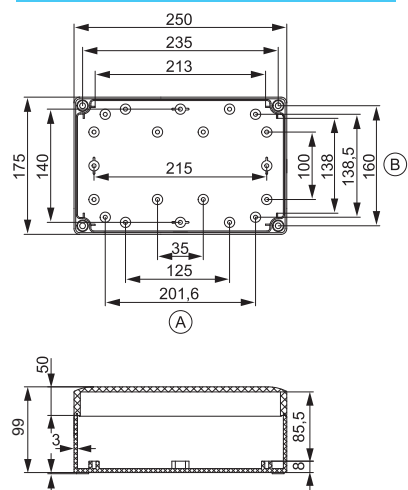
Assembly and machining services of your enclosures are available upon request.
Drawings with additional dimensions can be furnished upon request.
Cover screws and assembly screws are included.
*Transparent cover always out of Polycarbonate

Accessories	Part Number
Mounting plate, 1,5 mm thick, galvanized steel	3.120.0560.76
DIN Rail, DIN 35, short side	3.120.0561.13
DIN Rail, DIN 35, long side	3.120.0561.20



Additional accessories on page 37.

175 x 250 x 100 mm




Polycarbonate	Part Number
Grey cover, plain sides	3.120.0559.25
Grey cover, metric knockouts, A: 6 x \varnothing 12 mm / 20 mm B: 2 x \varnothing 12 mm / 20 mm + 2 x \varnothing 16 mm / 25 mm	3.120.0665.01
Grey cover, PG knockouts, A: 6 x PG 9 / PG 13,5 B: 2 x PG 16 / PG 21 + 2 x PG 9 / PG 16	3.120.0559.01
Transp. cover*, plain sides	3.120.0559.32
Transp. cover*, metric knockouts, A: 6 x \varnothing 12 mm / 20 mm B: 2 x \varnothing 12 mm / 20 mm + 2 x \varnothing 16 mm / 25 mm	3.120.0666.79
Transp. cover*, PG knockouts, A: 6 x PG 9 / PG 13,5 B: 2 x PG 16 / PG 21 + 2 x PG 9 / PG 16	3.120.0559.18

ABS	Part Number
Grey cover, plain sides	3.120.0559.49
Transp. cover*, plain sides	3.120.0559.56

Assembly and machining services of your enclosures are available upon request.
Drawings with additional dimensions can be furnished upon request.
Cover screws and assembly screws are included.
*Transparent cover always out of Polycarbonate

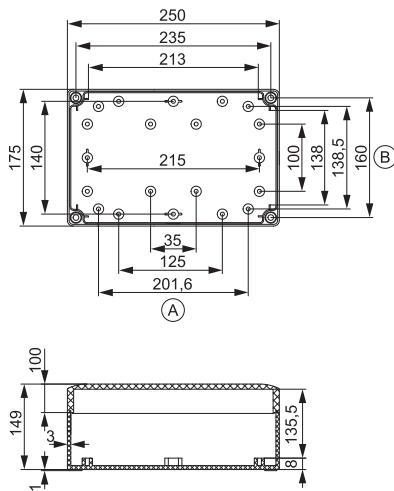
Accessories	Part Number
Mounting plate, 1,5 mm thick, galvanized steel	3.120.0560.76
DIN Rail, DIN 35, short side	3.120.0561.13
DIN Rail, DIN 35, long side	3.120.0561.20



Additional accessories on page 37.

Series 12 – Mid size Enclosures made of PC or ABS

175 x 250 x 150 mm



Polycarbonate

Grey cover, plain sides 3.120.0559.87

Grey cover, metric knockouts,
A: 6 x $\varnothing 12$ mm / 20 mm
B: 2 x $\varnothing 12$ mm / 20 mm + 2 x $\varnothing 16$ mm / 25 mm 3.120.0665.18

Grey cover, PG knockouts,
A: 6 x PG 9 / PG 13,5
B: 2 x PG 16 / PG 21 + 2 x PG 9 / PG 16 3.120.0559.63

Transp. cover*, plain sides 3.120.0559.94

Transp. cover*, metric knockouts,
A: 6 x $\varnothing 12$ mm / 20 mm
B: 2 x $\varnothing 12$ mm / 20 mm + 2 x $\varnothing 16$ mm / 25 mm 3.120.0666.86

Transp. cover*, PG knockouts,
A: 6 x PG 9 / PG 13,5
B: 2 x PG 16 / PG 21 + 2 x PG 9 / PG 16 3.120.0559.70

ABS

Grey cover, plain sides 3.120.0560.07

Transp. cover*, plain sides 3.120.0560.14

Assembly and machining services of your enclosures are available upon request.
Drawings with additional dimensions can be furnished upon request.
Cover screws and assembly screws are included.
*Transparent cover always out of Polycarbonate

Accessories

Mounting plate,
1,5 mm thick, galvanized steel 3.120.0560.76

DIN Rail, DIN 35, short side 3.120.0561.13

DIN Rail, DIN 35, long side 3.120.0561.20



Additional accessories on page 37.



Accessories for Series 10 and 12.

Series 10 and 12 – Accessories


Accessories

Hinges	Size mm	Part Number
Pair, polycarbonate	28 x 28 x 10	3.812.0561.44



Accessories

Outside Latches	Size mm	Part Number
Set, polycarbonate	15 x 30	3.812.0561.51




Accessories

Cover Plugs	Size mm	Part Number
Short, for 25 mm cover, polyethylene	Ø 11 x 12	3.812.0568.47
Long, for 50 mm cover, polyethylene	Ø 12 x 36,5	3.812.0568.54
Short, for 50 mm and 100 mm cover, polyethylene	Ø 11,5 x 12	3.812.0568.61



Accessories

Wing Head Part	Size mm	Part Number
Wing head part for cover screws	11 x 17	3.812.0548.67



Accessories

Cover- and Mounting Screws	Size mm	Part Number
Cover screws, short, steel	11 x 35	3.812.0561.82
Cover screws, long for 50 mm cover	11 x 60	3.812.0561.99
Set 1, 4 cover screws short and 4 mounting screws	11 x 35	3.812.0549.80
Set 2, 4 cover screws long for 50 mm cover and 4 mounting screws	11 x 60	3.812.0549.97
Mounting screws for plates and rails, steel	4 x 8	3.812.0561.75



Accessories

Threaded Brass Insert for Mounting Plates and PCB Boards	Size mm	Part Number
Brass insert	M2	3.812.0561.68
Brass insert, set incl. 4 pcs.	M2	3.812.0568.30



Series 10 and 12 – Accessories

Accessories

Pressure balance element	Size mm	Part Number
Pressure balance element, grey, Polyamid	M 12 x 1,5	3.213.1200.50
Locking Nut, grey, Polyamid	M 12 x 1,5	3.262.1200.50



OEM Enclosures – PC or ABS

Series 13 with plain sides and flange knockouts

Manufactured from high performance Thermoplastic, Polycarbonate or ABS. These Enclosures are suitable for demanding OEM applications, e.g. for the protection of electronic and pneumatic components.

This series with plain sidewalls is also available with flange and metric knockouts.

Enclosure dimensions vary in 100 mm increments, the smallest being 200 x 200 x 132 mm, the largest 400 x 600 mm with a depth of 187 mm. By adding an extension frame, depth can be increased in increments of 55 mm.

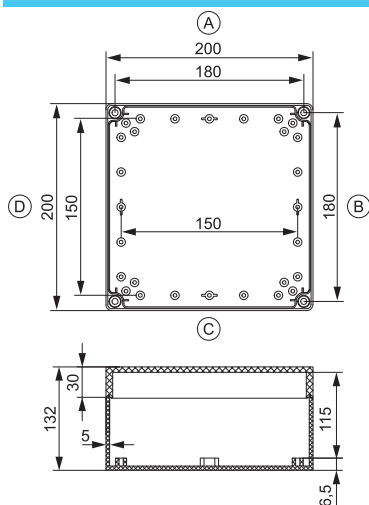
A special feature is the adjustable height for the mounting plate, made possible by a slotted guide in each inside corner of the Enclosure.

Conformity	
Polycarbonate Enclosure:	CE RoHS (FI) UL cUL US PC
ABS-Enclosure:	CE RoHS (FI) PC
Technical Information	
Protection according to EN 60529	IP 66 / 67
Impact rating according to EN 62262	PC: IK 08 (+35°C...-25°C) ABS: IK 08 (+35°C) IK 07 (-25°C)
Temperature range	PC: -50°C...+100 °C ABS: -40°C...+60 °C
Flammability	PC: UL746C 5V ABS: UL94 HB
Material	
Bottom	ABS or Fiber reinforced Polycarbonate
Cover	ABS or Polycarbonate
Transparent cover	Polycarbonate
Cover Screws	Fiber reinforced Polyamid
Gasket	PUR (Polyurethane)
Standard color	
Bottom	Grey, RAL 7035
Cover	Grey, RAL 7035 or transparent



Series 13 – Large Enclosures made of PC or ABS

200 x 200 x 132 mm



Polycarbonate	Part Number
Grey cover, plain sides	3.130.0844.13
Grey cover Flange knockouts, A, B, C, D: 1 x F1	3.130.0721.20
Transp. cover*, plain sides	3.130.0843.45
Transp. cover* Flange knockouts, A, B, C, D: 1 x F1	3.130.0721.99

ABS	Part Number
Grey cover, plain sides	3.130.0845.50
Transp. cover*, plain sides	3.130.0844.82

Assembly and machining services of your enclosures are available upon request.
Drawings with additional dimensions can be furnished upon request.

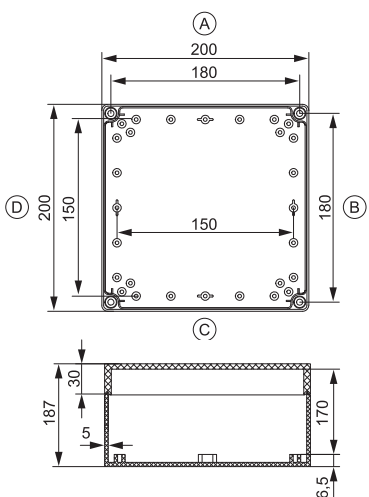
Cover screws and assembly screws are included.
*Transparent cover always out of Polycarbonate

Accessories	Part Number
Mounting plate, 1,5 mm thick, galvanized steel	3.130.0646.75
DIN Rail, DIN 35	3.130.0647.43
Extension frame for an additional 55 mm depth	3.130.0646.06



Additional accessories on page 48.
Flange accessories on page 50.

200 x 200 x 187 mm



Polycarbonate	Part Number
Grey cover, plain sides	3.130.0846.28
Grey cover Flange knockouts, A, B, C, D: 1 x F1	3.130.0821.67
Transp. cover*, plain sides	3.130.0846.97
Transp. cover* Flange knockouts, A, B, C, D: 1 x F1	3.130.0822.35

ABS	Part Number
Grey cover, plain sides	3.130.0847.65
Transp. cover*, plain sides	3.130.0848.33

Assembly and machining services of your enclosures are available upon request.
Drawings with additional dimensions can be furnished upon request.

This type Enclosure includes Extension Frame
Cover screws and assembly screws are included.
*Transparent cover always out of Polycarbonate

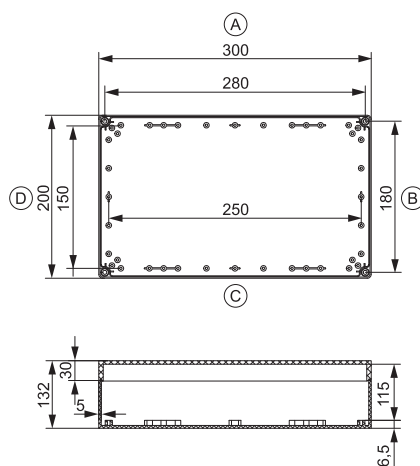
Accessories	Part Number
Mounting plate, 1,5 mm thick, galvanized steel	3.130.0646.75
DIN Rail, DIN 35	3.130.0647.43
Extension frame for an additional 55 mm depth	3.130.0646.06



Additional accessories on page 48.
Flange accessories on page 50.

Series 13 – Large Enclosures made of PC or ABS

200 x 300 x 132 mm



Polycarbonate

Part Number	
Grey cover, plain sides	3.130.0844.20
Grey cover Flange knockouts, A, C: 1 x F2; B, D: 1 x F1	3.130.0721.37
Transp. cover*, plain sides	3.130.0843.52
Transp. cover* Flange knockouts, A, C: 1 x F2; B, D: 1 x F1	3.130.0722.05

ABS

Part Number	
Grey cover, plain sides	3.130.0845.67
Transp. cover*, plain sides	3.130.0844.99

Assembly and machining services of your enclosures are available upon request.
Drawings with additional dimensions can be furnished upon request.

Cover screws and assembly screws are included.
*Transparent cover always out of Polycarbonate

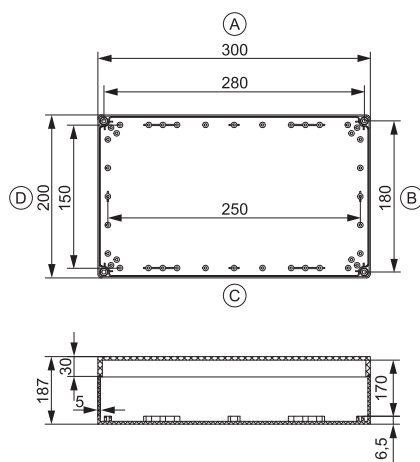
Accessories

Part Number	
Mounting plate, 1,5 mm thick, galvanized steel	3.130.0646.82
DIN Rail, DIN 35, short side	3.130.0647.43
DIN Rail, DIN 35, long side	3.130.0647.50
Extension frame for an additional 55 mm depth	3.130.0646.13



Additional accessories on page 48.
Flange accessories on page 50.

200 x 300 x 187 mm



Polycarbonate

Part Number	
Grey cover, plain sides	3.130.0846.35
Grey cover Flange knockouts, A, C: 1 x F2; B, D: 1 x F1	3.130.0821.74
Transp. cover*, plain sides	3.130.0847.03
Transp. cover* Flange knockouts, A, C: 1 x F2; B, D: 1 x F1	3.130.0822.42

ABS


Part Number	
Grey cover, plain sides	3.130.0847.72
Transp. cover*, plain sides	3.130.0848.40

Assembly and machining services of your enclosures are available upon request.
Drawings with additional dimensions can be furnished upon request.

This type Enclosure includes Extension Frame
Cover screws and assembly screws are included.
*Transparent cover always out of Polycarbonate

Accessories

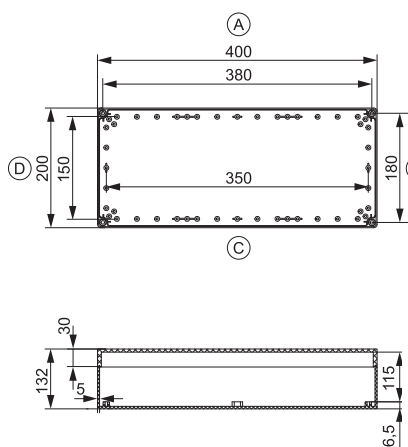

Part Number	
Mounting plate, 1,5 mm thick, galvanized steel	3.130.0646.82
DIN Rail, DIN 35, short side	3.130.0647.43
DIN Rail, DIN 35, long side	3.130.0647.50
Extension frame for an additional 55 mm depth	3.130.0646.13



Additional accessories on page 48.
Flange accessories on page 50.

Series 13 – Large Enclosures made of PC or ABS

200 x 400 x 132 mm



Polycarbonate	Part Number
Grey cover, plain sides	3.130.0844.37
Grey cover Flange knockouts, A, C: 1 x F2; B, D: 1 x F1	3.130.0721.44
Transp. cover*, plain sides	3.130.0843.69
Transp. cover* Flange knockouts, A, C: 1 x F2; B, D: 1 x F1	3.130.0722.12

ABS	Part Number
Grey cover, plain sides	3.130.0845.74
Transp. cover*, plain sides	3.130.0845.05

Assembly and machining services of your enclosures are available upon request.
Drawings with additional dimensions can be furnished upon request.

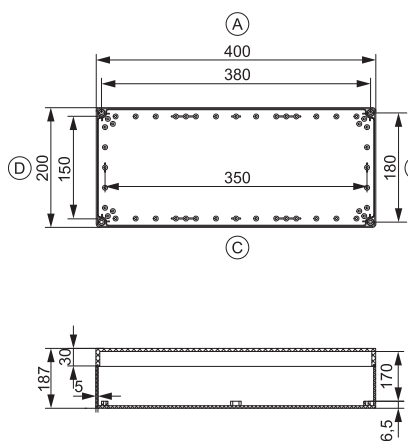
Cover screws and assembly screws are included.
*Transparent cover always out of Polycarbonate

Accessories	Part Number
Mounting plate, 1,5 mm thick, galvanized steel	3.130.0646.99
DIN Rail, DIN 35, short side	3.130.0647.43
DIN Rail, DIN 35, long side	3.130.0647.67
Extension frame for an additional 55 mm depth	3.130.0646.20



Additional accessories on page 48.
Flange accessories on page 50.

200 x 400 x 187 mm



Polycarbonate	Part Number
Grey cover, plain sides	3.130.0846.42
Grey cover Flange knockouts, A, C: 1 x F2; B, D: 1 x F1	3.130.0821.81
Transp. cover*, plain sides	3.130.0847.10
Transp. cover* Flange knockouts, A, C: 1 x F2; B, D: 1 x F1	3.130.0822.59

ABS	Part Number
Grey cover, plain sides	3.130.0847.89
Transp. cover*, plain sides	3.130.0848.57

Assembly and machining services of your enclosures are available upon request.
Drawings with additional dimensions can be furnished upon request.

This type Enclosure includes Extension Frame
Cover screws and assembly screws are included.
*Transparent cover always out of Polycarbonate

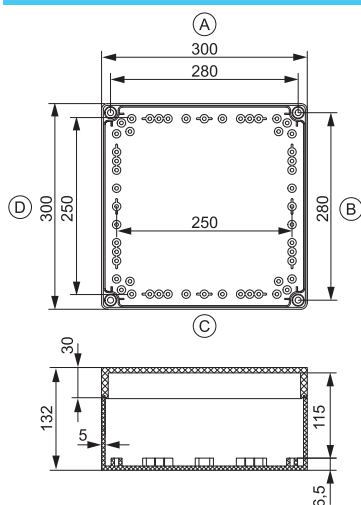
Accessories	Part Number
Mounting plate, 1,5 mm thick, galvanized steel	3.130.0646.99
DIN Rail, DIN 35, short side	3.130.0647.43
DIN Rail, DIN 35, long side	3.130.0647.67
Extension frame for an additional 55 mm depth	3.130.0646.20



Additional accessories on page 48.
Flange accessories on page 50.

Series 13 – Large Enclosures made of PC or ABS

300 x 300 x 132 mm



Polycarbonate	Part Number
Grey cover, plain sides	3.130.0844.44
Grey cover, metric knockouts, B: 12 x \varnothing 20 mm + 1 x \varnothing 16 mm / 25 mm D: 8 x \varnothing 20 mm + 4 x \varnothing 25 mm / 40 mm	3.130.0578.99
Grey cover Flange knockouts, A, B, C, D: 1 x F2	3.130.0721.51
Transp. cover*, plain sides	3.130.0843.76
Transp. cover*, metric knockouts, B: 12 x \varnothing 20 mm + 1 x \varnothing 16 mm / 25 mm D: 8 x \varnothing 20 mm + 4 x \varnothing 25 mm / 40 mm	3.130.0579.29
Transp. cover* Flange knockouts, A, B, C, D: 1 x F2	3.130.0722.29

ABS	Part Number
Grey cover, plain sides	3.130.0845.81
Transp. cover*, plain sides	3.130.0845.12

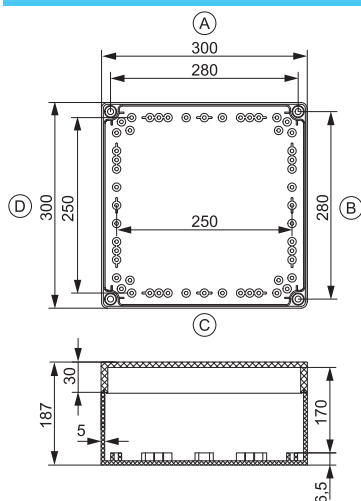
Assembly and machining services of your enclosures are available upon request.
Drawings with additional dimensions can be furnished upon request.
Cover screws and assembly screws are included.
*Transparent cover always out of Polycarbonate

Accessories	Part Number
Mounting plate, 1,5 mm thick, galvanized steel	3.130.0647.05
DIN Rail, DIN 35	3.130.0647.50
Extension frame for an additional 55 mm depth	3.130.0646.37



Additional accessories on page 48.
Flange accessories on page 50.

300 x 300 x 187 mm



Polycarbonate	Part Number
Grey cover, plain sides	3.130.0846.59
Grey cover, metric knockouts, B: 12 x \varnothing 20 mm + 1 x \varnothing 16 mm / 25 mm D: 8 x \varnothing 20 mm + 4 x \varnothing 25 mm / 40 mm	3.130.0579.50
Grey cover Flange knockouts, A, B, C, D: 1 x F2	3.130.0821.98
Transp. cover*, plain sides	3.130.0847.27
Transp. cover*, metric knockouts, B: 12 x \varnothing 20 mm + 1 x \varnothing 16 mm / 25 mm D: 8 x \varnothing 20 mm + 4 x \varnothing 25 mm / 40 mm	3.130.0579.81
Transp. cover* Flange knockouts, A, B, C, D: 1 x F2	3.130.0822.66

ABS	Part Number
Grey cover, plain sides	3.130.0847.96
Transp. cover*, plain sides	3.130.0848.64

Assembly and machining services of your enclosures are available upon request.
Drawings with additional dimensions can be furnished upon request.
This type Enclosure includes Extension Frame
Cover screws and assembly screws are included.
*Transparent cover always out of Polycarbonate

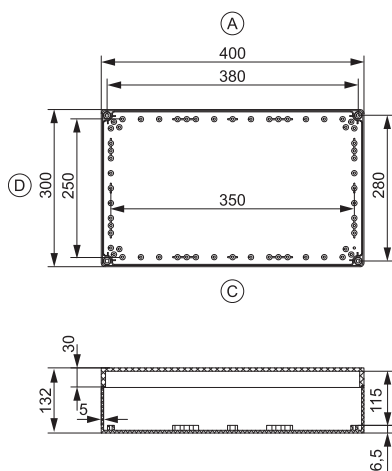
Accessories	Part Number
Mounting plate, 1,5 mm thick, galvanized steel	3.130.0647.05
DIN Rail, DIN 35	3.130.0647.50
Extension frame for an additional 55 mm depth	3.130.0646.37



Additional accessories on page 48.
Flange accessories on page 50.

Series 13 – Large Enclosures made of PC or ABS

300 x 400 x 132 mm



Polycarbonate	Part Number
Grey cover, plain sides	3.130.0844.51
Grey cover, metric knockouts, B: 12 x \varnothing 12 mm / 20 mm + 1 x \varnothing 32 mm / 40 mm D: 8 x \varnothing 12 mm / 20 mm + 5 x \varnothing 16 mm / 25 mm	3.130.0579.05
Grey cover Flange knockouts, A, B, C, D: 1 x F2	3.130.0721.68
Transp. cover*, plain sides	3.130.0843.83
Transp. cover*, metric knockouts, B: 12 x \varnothing 12 mm / 20 mm + 1 x \varnothing 32 mm / 40 mm D: 8 x \varnothing 12 mm / 20 mm + 5 x \varnothing 16 mm / 25 mm	3.130.0579.36
Transp. cover* Flange knockouts, A, B, C, D: 1 x F2	3.130.0722.36

ABS	Part Number
Grey cover, plain sides	3.130.0845.98
Transp. cover*, plain sides	3.130.0845.29

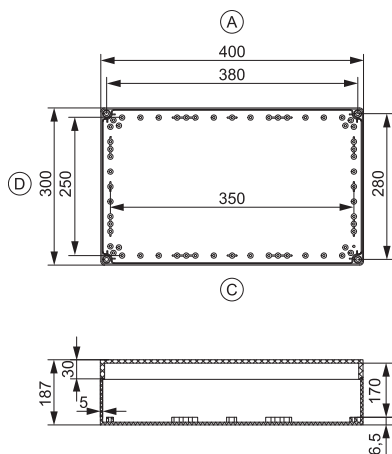
Assembly and machining services of your enclosures are available upon request.
Drawings with additional dimensions can be furnished upon request.
Cover screws and assembly screws are included.
*Transparent cover always out of Polycarbonate

Accessories	Part Number
Mounting plate, 1,5 mm thick, galvanized steel	3.130.0647.12
DIN Rail, DIN 35, short side	3.130.0647.50
DIN Rail, DIN 35, long side	3.130.0647.67
Extension frame for an additional 55 mm depth	3.130.0646.44



Additional accessories on page 48.
Flange accessories on page 50.

300 x 400 x 187 mm



Polycarbonate	Part Number
Grey cover, plain sides	3.130.0846.66
Grey cover, metric knockouts, B: 12 x \varnothing 12 mm / 20 mm + 1 x \varnothing 32 mm / 40 mm D: 8 x \varnothing 12 mm / 20 mm + 5 x \varnothing 16 mm / 25 mm	3.130.0579.67
Grey cover Flange knockouts, A, B, C, D: 1 x F2	3.130.0822.04
Transp. cover*, plain sides	3.130.0847.34
Transp. cover*, metric knockouts, B: 12 x \varnothing 12 mm / 20 mm + 1 x \varnothing 32 mm / 40 mm D: 8 x \varnothing 12 mm / 20 mm + 5 x \varnothing 16 mm / 25 mm	3.130.0579.98
Transp. cover* Flange knockouts, A, B, C, D: 1 x F2	3.130.0822.73

ABS	Part Number
Grey cover, plain sides	3.130.0848.02
Transp. cover*, plain sides	3.130.0848.71

Assembly and machining services of your enclosures are available upon request.
Drawings with additional dimensions can be furnished upon request.
This type Enclosure includes Extension Frame
Cover screws and assembly screws are included.
*Transparent cover always out of Polycarbonate

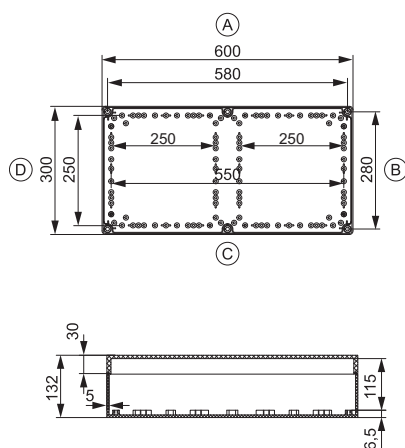
Accessories	Part Number
Mounting plate, 1,5 mm thick, galvanized steel	3.130.0647.12
DIN Rail, DIN 35, short side	3.130.0647.50
DIN Rail, DIN 35, long side	3.130.0647.67
Extension frame for an additional 55 mm depth	3.130.0646.44



Additional accessories on page 48.
Flange accessories on page 50.

Series 13 – Large Enclosures made of PC or ABS

300 x 600 x 132 mm



Polycarbonate Part Number

Grey cover, plain sides 3.130.0844.68

Grey cover, metric knockouts,
B: 12 x ø 12 mm / 20 mm + 1 x ø 32 mm / 40 mm
D: 8 x ø 12 mm / 20 mm + 5 x ø 16 mm / 25 mm 3.130.0579.12

Grey cover
Flange knockouts, A, C: 2 x F2; B, D: 1 x F2 3.130.0721.75

Transp. cover*, plain sides 3.130.0843.90

Transp. cover*, metric knockouts,
B: 12 x ø 12 mm / 20 mm + 1 x ø 32 mm / 40 mm
D: 8 x ø 12 mm / 20 mm + 5 x ø 16 mm / 25 mm 3.130.0579.43

Transp. cover*
Flange knockouts, A, C: 2 x F2; B, D: 1 x F2 3.130.0722.43

ABS Part Number

Grey cover, plain sides 3.130.0846.04

Transp. cover*, plain sides 3.130.0845.36

Assembly and machining services of your enclosures are available upon request.
Drawings with additional dimensions can be furnished upon request.
Cover screws and assembly screws are included.
*Transparent cover always out of Polycarbonate

Accessories Part Number

Mounting plate,
1,5 mm thick, galvanized steel 3.130.0647.29

Mounting plate, 260x260x1,5 mm,
galvanized steel 3.130.0647.05

DIN Rail, DIN 35, short side 3.130.0647.50

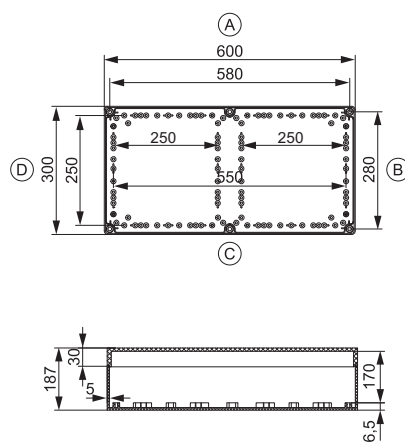
DIN Rail, DIN 35, 35 x 560 mm 3.130.0647.74

Extension frame
for an additional 55 mm depth 3.130.0646.51



Additional accessories on page 48.
Flange accessories on page 50.

300 x 600 x 187 mm



Polycarbonate Part Number

Grey cover, plain sides 3.130.0846.73

Grey cover, metric knockouts,
B: 12 x ø 12 mm / 20 mm + 1 x ø 32 mm / 40 mm
D: 8 x ø 12 mm / 20 mm + 5 x ø 16 mm / 25 mm 3.130.0579.74

Grey cover
Flange knockouts, A, C: 2 x F2; B, D: 1 x F2 3.130.0822.11

Transp. cover*, plain sides 3.130.0847.41

Transp. cover*, metric knockouts,
B: 12 x ø 12 mm / 20 mm + 1 x ø 32 mm / 40 mm
D: 8 x ø 12 mm / 20 mm + 5 x ø 16 mm / 25 mm 3.130.0580.01

Transp. cover*
Flange knockouts, A, C: 2 x F2; B, D: 1 x F2 3.130.0822.80

ABS Part Number

Grey cover, plain sides 3.130.0848.19

Transp. cover*, plain sides 3.130.0848.88

Assembly and machining services of your enclosures are available upon request.
Drawings with additional dimensions can be furnished upon request.
This type Enclosure includes Extension Frame
Cover screws and assembly screws are included.
*Transparent cover always out of Polycarbonate

Accessories Part Number

Mounting plate,
1,5 mm thick, galvanized steel 3.130.0647.29

Mounting plate, 260x260x1,5 mm,
galvanized steel 3.130.0647.05

DIN Rail, DIN 35, short side 3.130.0647.50

DIN Rail, DIN 35, 35 x 560 mm 3.130.0647.74

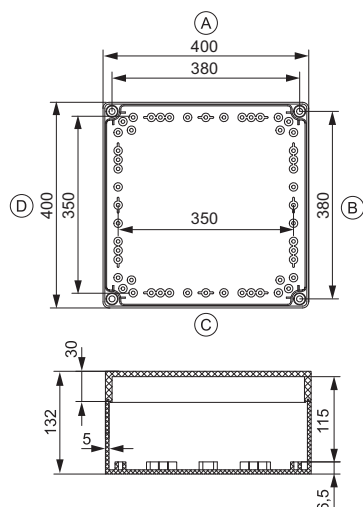
Extension frame
for an additional 55 mm depth 3.130.0646.51



Additional accessories on page 48.
Flange accessories on page 50.

Series 13 – Large Enclosures made of PC or ABS

400 x 400 x 132 mm



Polycarbonate

Part Number	
Grey cover, plain sides	3.130.0844.59
Grey cover Flange knockouts, A, B, C, D: 1 x F2	3.130.0721.71
Transp. cover*, plain sides	3.130.0843.87
Transp. cover* Flange knockouts, A, B, C, D: 1 x F2	3.130.0722.39

ABS

Part Number	
Grey cover, plain sides	3.130.0846.01
Transp. cover*, plain sides	3.130.0845.32

Assembly and machining services of your enclosures are available upon request.
Drawings with additional dimensions can be furnished upon request.

Cover screws and assembly screws are included.
*Transparent cover always out of Polycarbonate

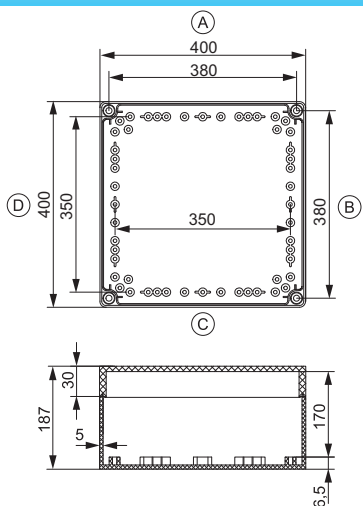
Accessories

Part Number	
Mounting plate, 1,5 mm thick, galvanized steel	3.130.0647.20
DIN Rail, DIN 35, short side	3.130.0647.67
Extension frame for an additional 55 mm depth	3.130.0646.48



Additional accessories on page 48.
Flange accessories on page 50.

400 x 400 x 187 mm



Polycarbonate

Part Number	
Grey cover, plain sides	3.130.0846.70
Grey cover Flange knockouts, A, B, C, D: 1 x F2	3.130.0822.09
Transp. cover*, plain sides	3.130.0847.36
Transp. cover* Flange knockouts, A, B, C, D: 1 x F2	3.130.0822.77

ABS

Part Number	
Grey cover, plain sides	3.130.0848.10
Transp. cover*, plain sides	3.130.0848.79

Assembly and machining services of your enclosures are available upon request.
Drawings with additional dimensions can be furnished upon request.

This type Enclosure includes Extension Frame
Cover screws and assembly screws are included.
*Transparent cover always out of Polycarbonate

Accessories

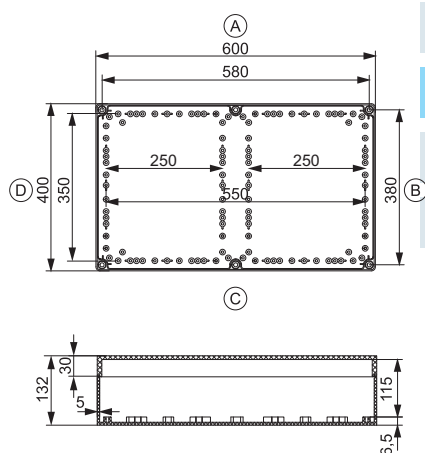

Part Number	
Mounting plate, 1,5 mm thick, galvanized steel	3.130.0647.20
DIN Rail, DIN 35, short side	3.130.0647.67
Extension frame for an additional 55 mm depth	3.130.0646.48



Additional accessories on page 48.
Flange accessories on page 50.

Series 13 – Large Enclosures made of PC or ABS

400 x 600 x 132 mm



Polycarbonate	Part Number
Grey cover, plain sides	3.130.0844.75
Grey cover Flange knockouts, A, C: 2 x F2; B, D: 1 x F2	3.130.0721.82
Transp. cover*, plain sides	3.130.0844.06
Transp. cover* Flange knockouts, A, C: 2 x F2; B, D: 1 x F2	3.130.0722.50

ABS	Part Number
Grey cover, plain sides	3.130.0846.11
Transp. cover*, plain sides	3.130.0845.43

Assembly and machining services of your enclosures are available upon request.
Drawings with additional dimensions can be furnished upon request.

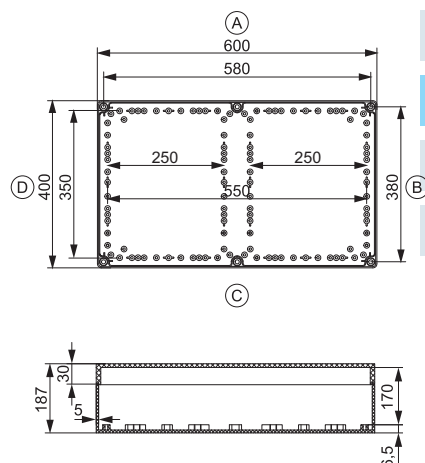
Cover screws and assembly screws are included.
*Transparent cover always out of Polycarbonate

Accessories	Part Number
Mounting plate, 1,5 mm thick, galvanized steel	3.130.0647.36
Mounting plate, 260x360x1,5mm, galvanized steel	3.130.0647.12
DIN Rail, DIN 35, short side	3.130.0647.67
DIN Rail, DIN 35, 35x560 mm	3.130.0647.74
Extension frame for an additional 55 mm depth	3.130.0646.68



Additional accessories on page 48.
Flange accessories on page 50.

400 x 600 x 187 mm



Polycarbonate	Part Number
Grey cover, plain sides	3.130.0846.80
Grey cover Flange knockouts, A, C: 2 x F2; B, D: 1 x F2	3.130.0822.28
Transp. cover*, plain sides	3.130.0847.58
Transp. cover* Flange knockouts, A, C: 2 x F2; B, D: 1 x F2	3.130.0822.97

ABS	Part Number
Grey cover, plain sides	3.130.0848.26
Transp. cover*, plain sides	3.130.0848.95

Assembly and machining services of your enclosures are available upon request.
Drawings with additional dimensions can be furnished upon request.

This type Enclosure includes Extension Frame
Cover screws and assembly screws are included.
*Transparent cover always out of Polycarbonate

Accessories	Part Number
Mounting plate, 1,5 mm thick, galvanized steel	3.130.0647.36
Mounting plate, 260x360x1,5mm, galvanized steel	3.130.0647.12
DIN Rail, DIN 35, short side	3.130.0647.67
DIN Rail, DIN 35, 35x560 mm	3.130.0647.74
Extension frame for an additional 55 mm depth	3.130.0646.68



Additional accessories on page 48.
Flange accessories on page 50.

Series 13 – Accessories


Accessories

Outside Latches	Size mm	Part Number
Fastening lugs, set	19 x 40 x 35,5	3.813.0647.81



Accessories

Adjustable Corner Clips for Mounting Plate	Size mm	Part Number
Single corner clip, including M5 screw	19 / 19 x 14	3.813.0647.98
Adjustable corner clips for mounting plate set incl. 4 pcs.	19 / 19 x 14	3.813.0816.96



Accessories

Brass Inserts	Size mm	Part Number
Single threaded brass insert for cover screws when cover mounted on the back	18 / 30 Ø 16	3.813.0717.89
Cover screws set incl. 4 cover screws and 4 brass inserts		3.813.0717.02

Brass Insert for Mounting Plates and PCB Boards	Size mm	Part Number
Threaded brass inserts	M3	3.813.0723.28
Set of threaded inserts (4 pieces)	M3	3.813.0723.35



Accessories

Cover and Mounting Screws	Size mm	Part Number
Cover screws, slotted / cross head, sealable	1	3.813.0745.90
Cover screws, slotted / cross head, dark grey made of noryl	2	3.813.0747.28
Cover screws, slotted / cross head for 600 mm modular cover	3	3.813.0743.60
Cover screws, spring loaded, cross head	4	3.813.0730.73
Cover screws, wing head	5	3.813.0717.62
Cover screws, DIN 3 head	6	3.813.0717.72
Screws for extension frame	7	3.813.0748.03
Mounting screws for plates and rails	8	3.813.0648.04



Accessories

Self-tapping standoffs	Length in mm	Part Number
4 M5 Steel screws included	15 x 8	3.813.0718.02
4 Spacers included*	15 x 8	3.813.0723.42
4 M5 Steel screws included	20 x 8	3.813.0718.19
4 Spacers included*	20 x 8	3.813.0723.59
4 M5 Steel screws included	30 x 8	3.813.0718.26
4 Spacers included*	30 x 8	3.813.0723.66

*Set consists of 4 spacers and 4 M5 screws made of steel.



Accessories for Series 13.

Series 13 – Accessories

Accessories

Hinges	Size mm	Part Number
Hinges (pair)	40 x 50 x 16,5	3.813.0647.74
Hinges (pair), incl. 2 cover plugs	40 x 50 x 16,5	3.813.0723.04



Accessories

Quick release latches	Part Number
Quick release latches (1 pair)	3.813.0647.75




Accessories

Cover Plugs	Size mm	Part Number
Cover plugs, polyethylene	11 x Ø 15 / 17	3.813.0648.11



Accessories

Hinged Cover Screws	Size mm	Part Number
Hinged cover screw, slotted / cross head, blue, polyamide	14 x 96	3.813.0742.47
Hinged cover screw, wing head, blue, polyamide	14 x 113	3.813.0742.54




Accessories

Key	Size mm	Part Number
Key for DIN 3 head screw	50 x 50	3.813.0724.10



Accessories


Cover and Mounting Screws	Size mm	Part Number
Pressure balance element, grey, Polyamid	M 12 x 1,5	3.213.1200.50
Locking Nut, grey, Polyamid	M 12 x 1,5	3.262.1200.50



Series 13 – Accessories

Special Accessories

A set of screws will be required when ordering a flange from page 50 & 51.




Special Accessories

Flanges with Knockouts	Size	Part Number
Incl. PUR gasket, 7 x PG 11 + 4 x PG 9 / 16, PC	F2	1 3.813.0721.13
Incl. PUR gasket, 2 x PG 21 / 29 / 36 + 2 x PG 9 / 16 + 1 x PG 11, PC	F2	2 3.813.0723.97
Incl. PUR gasket, 5 x PG 16 / 21 + 2 x PG 11, PC	F2	3 3.813.0724.03
Incl. PUR gasket, 7 x M16 + 7 x M12 / 20	F2	4 3.813.0725.95
Incl. PUR gasket, 2 x M20 / 32 / 50 + 2 x M12 / 20 + 2 x M16	F2	5 3.813.0726.25
Incl. PUR gasket, 5 x M20 / 32 + 2 x M16 + 1 x M12 / 20	F2	6 3.813.0727.00




Special Accessories

Flanges Accessories	Size	Part Number
Extension frame for F2 flanges, PC	50 mm	3.813.0734.48
Self-adhesive flange gasket	F1	3.813.0719.25
Self-adhesive flange gasket	F2	3.813.0720.76
Flange bolt set, F1 size, steel bolt with plastic head	M6 x 20	3.813.0730.66
Flange bolt set, F2 size, steel bolt with plastic head	M8 x 20	3.813.0816.89
Flange bolt set, F2 size, steel bolt with plastic head + steel connector	M8 x 20	3.813.0730.80
Flange base support for size F2, PA	F2	3.813.0721.06



Special Accessories

Cover Flanges	Size	Part Number
PC / ABS, excluding gasket	F1	1 3.813.0718.33
PC, incl. PUR gasket	F2	2 3.813.0719.49



Series 13 – Accessories


Special Accessories

Flanges with Knockouts	Size		Part Number
Excluding gasket, 3 x ø20 mm, PC / ABS	F1	1	3.813.0526.41
Excluding gasket, 3 x ø25 mm, PC / ABS	F1	2	3.813.0526.58
Excluding gasket, 1 x ø32 mm, PC / ABS	F1	3	3.813.0526.65
Incl. PUR-gasket, 3 x PG 21 + 4 x PG 16, PC	F2	4	3.813.0719.56
Incl. PUR-gasket, 2 x PG 29 + 6 x PG 16, PC	F2	5	3.813.0719.63
Incl. PUR-gasket, 2 x PG 36 + 4 x PG 16, PC	F2	6	3.813.0719.70
Incl. PUR-gasket, 8 x PG 16, PC	F2	7	3.813.0719.87
Incl. PUR-gasket, 10 x PG 11, PC	F2	8	3.813.0719.94
Incl. PUR-gasket, 4 x ø20 mm + 1 x ø 25 mm + 2 x ø32 mm, PC	F2	9	3.813.0526.72
Incl. PUR-gasket, 6 x ø20 mm + 1 x ø32 mm + 2 x ø40 mm, PC	F2	10	3.813.0526.89
Incl. PUR-gasket, 4 x ø20 mm + 2 x ø40 mm, PC	F2	11	3.813.0526.96
Incl. PUR-gasket, 8 x ø20 mm, PC	F2	12	3.813.0527.02
Incl. PUR-gasket, 10 x ø16 mm, PC	F2	13	3.813.0527.19

Flanges with Membrane Knockouts	Size		Part Number
For 5 x ø7–30 mm cables, EPDM	F1	14	3.813.0718.71
For 25 x ø5–26 mm cables, EPDM	F2	15	3.813.0720.07
For 35 x ø5–26 mm cables, EPDM	F2	16	3.813.0720.14
For 3 x ø24–60 mm cables, EPDM	F2	17	3.813.0720.21
Excluding gasket, 3 x ø21 mm + 4 x ø15 mm, TPE	F1	18	3.813.0718.88
Excluding gasket, 4 x ø16 mm + 6 x ø13 mm, TPE	F1	19	3.813.0718.95
Excluding gasket, 3 x ø30 mm + 6 x ø18 mm + 16 x ø14 mm, TPE	F2	20	3.813.0720.38
Excluding gasket, 9 x ø18 mm + 24 x ø14 mm, TPE	F2	21	3.813.0720.45

Special Accessories

Flanges with Knockouts and Membrane Knockouts



Did you know ...

... that HUMMEL can offer you Cable Glands?

■ Brass or stainless steel (INOX)

Available with metric, PG (steel conduit) and NPT threads in the following sizes: M 12 x 1,5 to M 110 x 1,5, PG 7 to PG 48, 3/8" NPT to 1" NPT

Suitable for the following applications:

- industry standard
- EMC
- cable glands for hazardous areas
- type of protection Ex e
- type of protection Ex d
- type of protection Ex tD

■ Plastic (PA)

Available with metric, PG and NPT threads in the following sizes: M12 x 1,5 to M 63 x 1,5, PG 7 to PG 48, 3/8" NPT to 1" NPT

Suitable for the following applications:

- industry standard
- Ex e type of protection

Besides, we offer customised solutions in many different materials and sizes.



EXIOS



Wall Mounted Cabinets made of PC

Series 14 with smooth walls

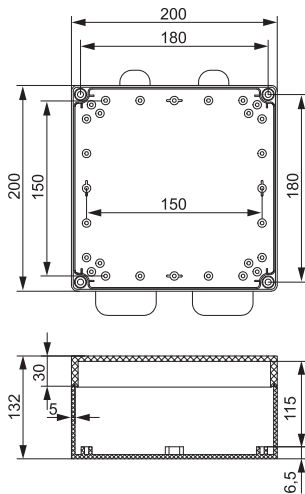

These Enclosures are equipped with pre-installed hinges and quick release latches. The accessories of series 13 fit these products.

Conformity	
Polycarbonate Enclosure:	CE RoHS (FI) UL cUL US PC
Technical Information	
Protection according to EN 60 529	IP 66 / 67
Impact rating according to EN 62262	PC: IK 08 (-25 °C...+35 °C)
Temperature range	PC: -50 °C...+100 °C
Flammability	PC: UL746C 5V
Material	
Bottom	Fiber reinforced Polyester
Cover	Polycarbonate
Cover Screws	Fiber reinforced Polyamid
Gasket	PUR (Polyurethane)
Standard color	
Bottom	Grey, RAL 7035
Cover	Grey, RAL 7035 or transparent



Series 14 – Wall mounted Enclosures made of PC


200 x 200 x 132 mm



Polycarbonate	Part Number
Grey cover, plain sides	3.140.0743.08
Transp. cover*, plain sides	3.140.0743.84

Assembly and machining services of your enclosures are available upon request.
Drawings with additional dimensions can be furnished upon request.

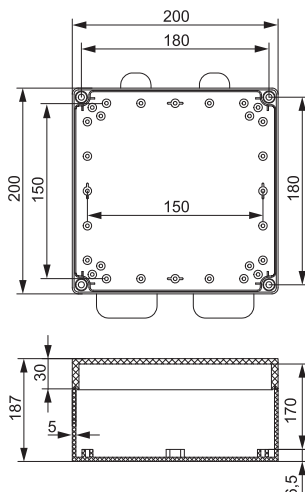
Accessories	Part Number
Mounting plate, 1,5 mm thick, galvanized steel	3.140.0646.75
DIN Rail, DIN 35	3.140.0647.43



Assembly screws are included.
*Transparent cover always out of Polycarbonate

Additional accessories on page 62.

200 x 200 x 187 mm



Polycarbonate	Part Number
Grey cover, plain sides	3.140.0744.69
Transp. cover*, plain sides	3.140.0745.44

Assembly and machining services of your enclosures are available upon request.
Drawings with additional dimensions can be furnished upon request.

Accessories	Part Number
Mounting plate, 1,5 mm thick, galvanized steel	3.140.0646.75
DIN Rail, DIN 35	3.140.0647.43

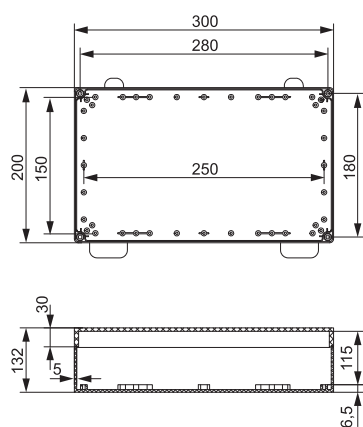


This type Enclosure includes Extension Frame
Assembly screws are included.
*Transparent cover always out of Polycarbonate

Additional accessories on page 62.

Series 14 – Wall mounted Enclosures made of PC

200 x 300 x 132 mm



Polycarbonate	Part Number
Grey cover, plain sides	3.140.0743.15
Transp. cover*, plain sides	3.140.0743.91

Assembly and machining services of your enclosures are available upon request.
Drawings with additional dimensions can be furnished upon request.

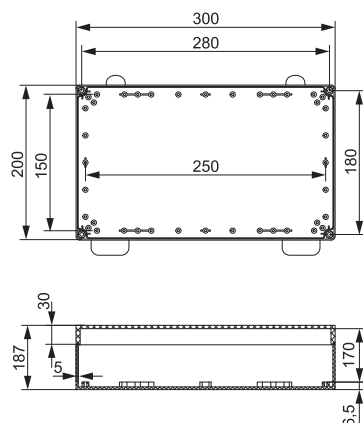
Assembly screws are included.
*Transparent cover always out of Polycarbonate

Accessories	Part Number
Mounting plate, 1,5 mm thick, galvanized steel	3.140.0646.82
DIN Rail, DIN 35, short side	3.140.0647.43
DIN Rail, DIN 35, long side	3.140.0647.50



Additional accessories on page 62.

200 x 300 x 187 mm



Polycarbonate	Part Number
Grey cover, plain sides	3.140.0744.76
Transp. cover*, plain sides	3.140.0745.51

Assembly and machining services of your enclosures are available upon request.
Drawings with additional dimensions can be furnished upon request.

This type Enclosure includes Extension Frame
Assembly screws are included.
*Transparent cover always out of Polycarbonate

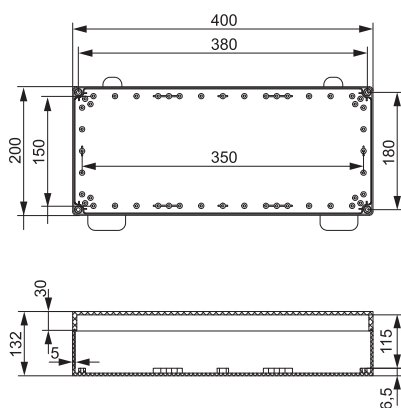
Accessories	Part Number
Mounting plate, 1,5 mm thick, galvanized steel	3.140.0646.82
DIN Rail, DIN 35, short side	3.140.0647.43
DIN Rail, DIN 35, long side	3.140.0647.50



Additional accessories on page 62.

Series 14 – Wall mounted Enclosures made of PC

200 x 400 x 132 mm



Polycarbonate	Part Number
Grey cover, plain sides	3.140.0743.22
Transp. cover*, plain sides	3.140.0744.07

Assembly and machining services of your enclosures are available upon request.
Drawings with additional dimensions can be furnished upon request.

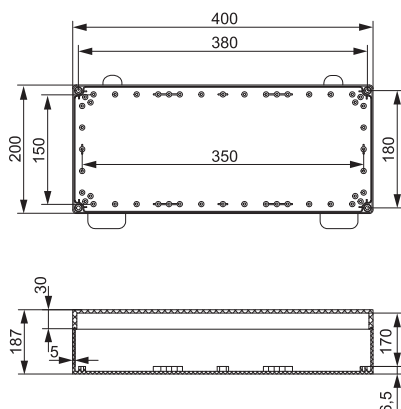
Assembly screws are included.
*Transparent cover always out of Polycarbonate

Accessories	Part Number
Mounting plate, 1,5 mm thick, galvanized steel	3.140.0646.99
DIN Rail, DIN 35, short side	3.140.0647.43
DIN Rail, DIN 35, long side	3.140.0647.67



Additional accessories on page 62.

200 x 400 x 187 mm



Polycarbonate	Part Number
Grey cover, plain sides	3.140.0744.83
Transp. cover*, plain sides	3.140.0745.68

Assembly and machining services of your enclosures are available upon request.
Drawings with additional dimensions can be furnished upon request.

This type Enclosure includes Extension Frame
Assembly screws are included.
*Transparent cover always out of Polycarbonate

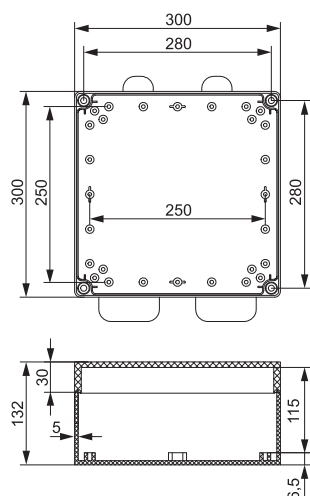

Accessories	Part Number
Mounting plate, 1,5 mm thick, galvanized steel	3.140.0646.99
DIN Rail, DIN 35, short side	3.140.0647.43
DIN Rail, DIN 35, long side	3.140.0647.67



Additional accessories on page 62.

Series 14 – Wall mounted Enclosures made of PC

300 x 300 x 132 mm



Polycarbonate	Part Number
Grey cover, plain sides	3.140.0743.39
Transp. cover*, plain sides	3.140.0744.14

Assembly and machining services of your enclosures are available upon request.
Drawings with additional dimensions can be furnished upon request.

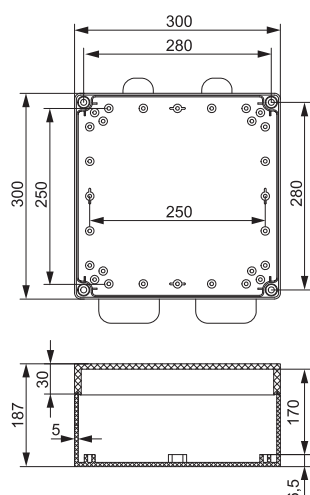
Accessories	Part Number
Mounting plate, 1,5 mm thick, galvanized steel	3.140.0647.05
DIN Rail, DIN 35	3.140.0647.50



Assembly screws are included.
*Transparent cover always out of Polycarbonate

Additional accessories on page 62.

300 x 300 x 187 mm



Polycarbonate	Part Number
Grey cover, plain sides	3.140.0744.90
Transp. cover*, plain sides	3.140.0745.75

Assembly and machining services of your enclosures are available upon request.
Drawings with additional dimensions can be furnished upon request.

Accessories	Part Number
Mounting plate, 1,5 mm thick, galvanized steel	3.140.0647.05
DIN Rail, DIN 35	3.140.0647.50

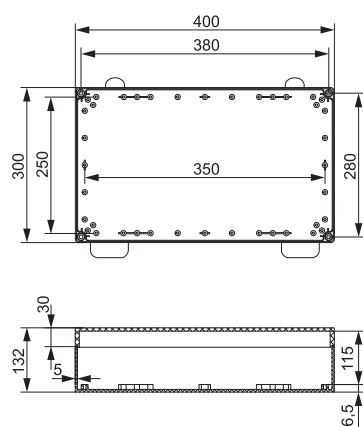


This type Enclosure includes Extension Frame
Assembly screws are included.
*Transparent cover always out of Polycarbonate

Additional accessories on page 62.

Series 14 – Wall mounted Enclosures made of PC

300 x 400 x 132 mm



Polycarbonate	Part Number
Grey cover, plain sides	3.140.0743.46
Transp. cover*, plain sides	3.140.0744.21

Assembly and machining services of your enclosures are available upon request.
Drawings with additional dimensions can be furnished upon request.

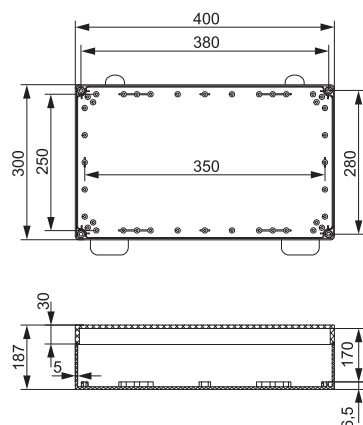
Accessories	Part Number
Mounting plate, 1,5 mm thick, galvanized steel	3.140.0647.12
DIN Rail, DIN 35, short side	3.140.0647.50
DIN Rail, DIN 35, long side	3.140.0647.67



Assembly screws are included.
*Transparent cover always out of Polycarbonate

Additional accessories on page 62.

300 x 400 x 187 mm



Polycarbonate	Part Number
Grey cover, plain sides	3.140.0745.06
Transp. cover*, plain sides	3.140.0745.82

Assembly and machining services of your enclosures are available upon request.
Drawings with additional dimensions can be furnished upon request.

Accessories	Part Number
Mounting plate, 1,5 mm thick, galvanized steel	3.140.0647.12
DIN Rail, DIN 35, short side	3.140.0647.50
DIN Rail, DIN 35, long side	3.140.0647.67



This type Enclosure includes Extension Frame
Assembly screws are included.
*Transparent cover always out of Polycarbonate

Additional accessories on page 62.

Series 14 – Wall mounted Enclosures made of PC

300 x 600 x 132 mm



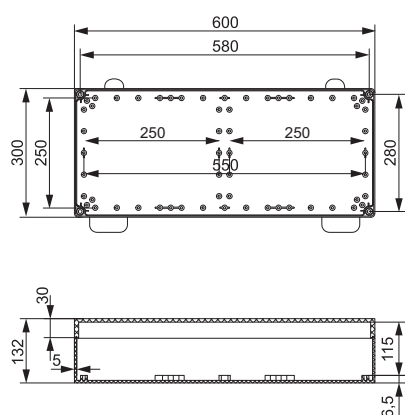
Polycarbonate	Part Number
Grey cover, plain sides	3.140.0743.53
Transp. cover*, plain sides	3.140.0744.38

Assembly and machining services of your enclosures are available upon request.
Drawings with additional dimensions can be furnished upon request.

Accessories	Part Number
Mounting plate, 1,5 mm thick, galvanized steel	3.140.0647.29
Mounting plate, 260x260x1,5 mm, galvanized steel	3.140.0647.05
DIN Rail, DIN 35, short side	3.140.0647.50
DIN Rail, DIN 35, 35 x 560 mm	3.140.0647.74



Additional accessories on page 62.



Assembly screws are included.
*Transparent cover always out of Polycarbonate


300 x 600 x 187 mm



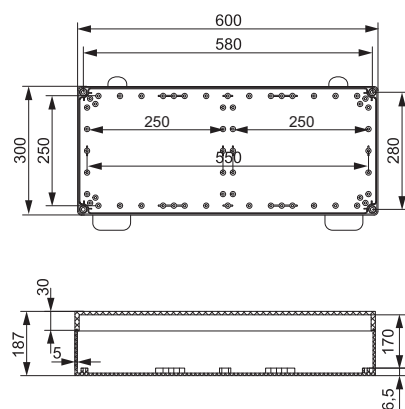
Polycarbonate	Part Number
Grey cover, plain sides	3.140.0745.13
Transp. cover*, plain sides	3.140.0745.99

Assembly and machining services of your enclosures are available upon request.
Drawings with additional dimensions can be furnished upon request.

Accessories	Part Number
Mounting plate, 1,5 mm thick, galvanized steel	3.140.0647.29
Mounting plate, 260x260x1,5 mm, galvanized steel	3.140.0647.05
DIN Rail, DIN 35, short side	3.140.0647.50
DIN Rail, DIN 35, 35 x 560 mm	3.140.0647.74



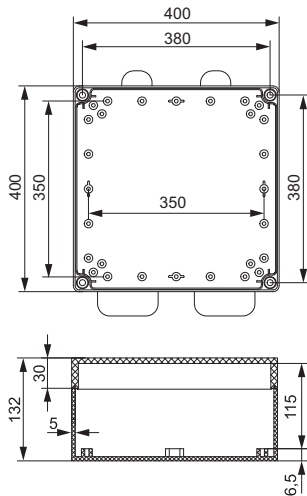

Additional accessories on page 62.



This type Enclosure includes Extension Frame
Assembly screws are included.
*Transparent cover always out of Polycarbonate

Series 14 – Wall mounted Enclosures made of PC

400 x 400 x 132 mm



Polycarbonate	Part Number
Grey cover, plain sides	3.140.0743.49
Transp. cover*, plain sides	3.140.0744.29

Assembly and machining services of your enclosures are available upon request.
Drawings with additional dimensions can be furnished upon request.

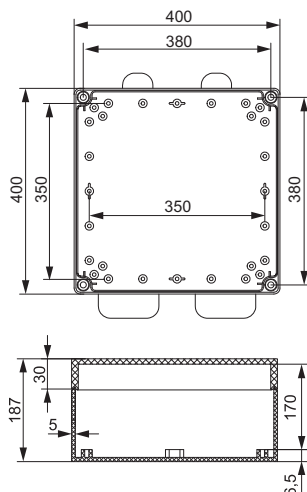
Accessories	Part Number
Mounting plate, 1,5 mm thick, galvanized steel	3.140.0647.20
DIN Rail, DIN 35, short side	3.140.0647.67



Assembly screws are included.
*Transparent cover always out of Polycarbonate

Additional accessories on page 62.

400 x 400 x 187 mm



Polycarbonate	Part Number
Grey cover, plain sides	3.140.0745.10
Transp. cover*, plain sides	3.140.0745.91

Assembly and machining services of your enclosures are available upon request.
Drawings with additional dimensions can be furnished upon request.

Accessories	Part Number
Mounting plate, 1,5 mm thick, galvanized steel	3.140.0647.20
DIN Rail, DIN 35, short side	3.140.0647.67

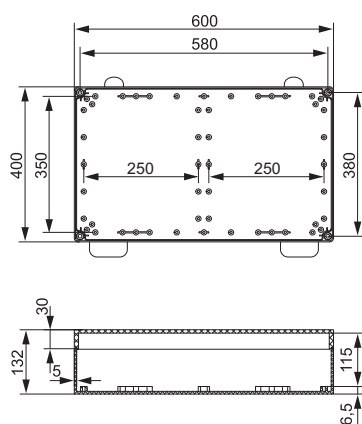


This type Enclosure includes Extension Frame
Assembly screws are included.
*Transparent cover always out of Polycarbonate

Additional accessories on page 62.

Series 14 – Wall mounted Enclosures made of PC

400 x 600 x 132 mm



Polycarbonate	Part Number
Grey cover, plain sides	3.140.0743.77
Transp. cover*, plain sides	3.140.0744.52

Assembly and machining services of your enclosures are available upon request.
Drawings with additional dimensions can be furnished upon request.

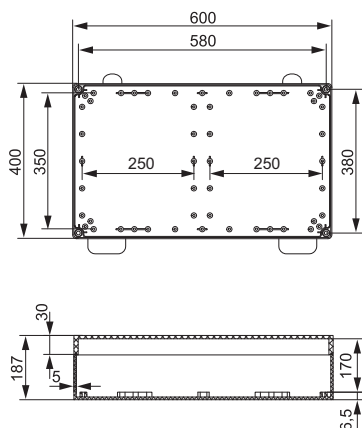
Assembly screws are included.
*Transparent cover always out of Polycarbonate

Accessories	Part Number
Mounting plate, 1,5 mm thick, galvanized steel	3.140.0647.36
Mounting plate, 260x360x1,5 mm, galvanized steel	3.140.0647.12
DIN Rail, DIN 35, short side	3.140.0647.67
DIN Rail, DIN 35, 35 x 560 mm	3.140.0647.74



Additional accessories on page 62.

400 x 600 x 187 mm



Polycarbonate	Part Number
Grey cover, plain sides	3.140.0745.37
Transp. cover*, plain sides	3.140.0746.12

Assembly and machining services of your enclosures are available upon request.
Drawings with additional dimensions can be furnished upon request.

This type Enclosure includes Extension Frame
Assembly screws are included.
*Transparent cover always out of Polycarbonate

Accessories	Part Number
Mounting plate, 1,5 mm thick, galvanized steel	3.140.0647.36
Mounting plate, 260x360x1,5 mm, galvanized steel	3.140.0647.12
DIN Rail, DIN 35, short side	3.140.0647.67
DIN Rail, DIN 35, 35 x 560 mm	3.140.0647.74



Additional accessories on page 62.

Series 14 – Accessories


Accessories

Outside Latches	Size mm	Part Number
Fastening lugs, set	19 x 40 x 35,5	3.814.0647.81



Accessories

Adjustable Corner Clips for Mounting Plate	Size mm	Part Number
Single corner clip, including M5 screw	19 / 19 x 14	3.814.0647.98
Adjustable corner clips for mounting plate set incl. 4 pcs.	19 / 19 x 14	3.814.0816.96



Accessories

Brass Inserts	Size mm	Part Number
Single thread inserts for Cover screws when cover mounted on the back	18 / 30 Ø 16	3.814.0717.89
Cover screws set incl. 4 cover screws and 4 brass inserts		3.814.0717.02

Brass Inserts	Size mm	Part Number
Threaded brass inserts	M3	3.814.0723.28
Set of threaded inserts (4 pieces)	M3	3.814.0723.35



Accessories

Cover Screws		Part Number
Cover screws, slotted / cross head, sealable	1	3.814.0745.90
Cover screws, slotted / cross head, dark grey made of noryl	2	3.814.0747.28
Cover screws, slotted / cross head for 600 mm modular cover	3	3.814.0743.60
Cover screws, spring loaded, cross head	4	3.814.0730.73
Cover screws, wing head	5	3.814.0717.62
Cover screws, DIN 3 head	6	3.814.0717.72
Screws for extension frame	7	3.814.0748.03
Mounting screws for plates and rails	8	3.814.0648.04

Accessories

Self-tapping standoffs	Length in mm	Part Number
4 M5 Steel screws included	15 x 8	3.814.0718.02
4 Spacers included*	15 x 8	3.814.0723.42
4 M5 Steel screws included	20 x 8	3.814.0718.19
4 Spacers included*	20 x 8	3.814.0723.59
4 M5 Steel screws included	30 x 8	3.814.0718.26
4 Spacers included*	30 x 8	3.814.0723.66

*Set consists of 4 spacers and 4 M5 screws made of steel.





Accessories for Series 14.

Series 14 – Accessories


Accessories

Hinges	Size mm	Part Number
Hinges (pair)	40 x 50 x 16,5	3.814.0647.74
Hinges (pair), incl. 2 cover plugs	40 x 50 x 16,5	3.814.0723.04



Accessories

Quick release latches	Part Number
Quick release latches (1 pair)	3.814.0647.75



Accessories

Cover Plugs	Size mm	Part Number
Cover plugs, polyethylene	11 x Ø 15 / 17	3.814.0648.11



Accessories

Pressure balance element	Size mm	Part Number
Pressure balance element, grey, Polyamid	M 12 x 1,5	3.213.1200.50
Locking Nut, grey, Polyamid	M 12 x 1,5	3.262.1200.50



Accessories

Key	Size mm	Part Number
Key for DIN 3 head screw	50 x 50	3.814.0724.10




Did you know ...

...for HUMMEL to build cable assemblies?


We produce fast, flexible and accurate single and multi-conductor cord sets. 100% testing guarantees the highest quality products.

We build:

- Over moulded Connectors
- Power Connectors
- Signal Connectors



CHALLENGE US!



High precision and quality products








Aluminium Enclosures

Series 15 with smooth walls

HUMMEL aluminium Enclosures are made of Al Si 12 and are RAL 7001 silver grey powder coated. Hinges can be mounted to its sides, latches to the bottom. Aluminium resist numerous alcalis and chemicals as well as oil and gasoline. They are very impact resistant.

Enclosures are available plain or in any RAL color. Other sizes are available upon request.

Conformity	
Aluminium Enclosure:	RoHS    
Technical information	
Protection according to EN 60 529	IP 66 IP 67/68 upon request
Impact rating according to EN 50 102	IK 08 (-25 °C... +35 °C)
Temperature range	-30 °C...+80 °C
Material	
Bottom/Cover Cover screws Gasket	Cast Aluminum or die casting Stainless Steel, captive Neoprene
Standard Color	
Bottom/Cover	Grey, RAL 7035



Series 15 – Aluminium Enclosures

45 x 50 x 30 mm



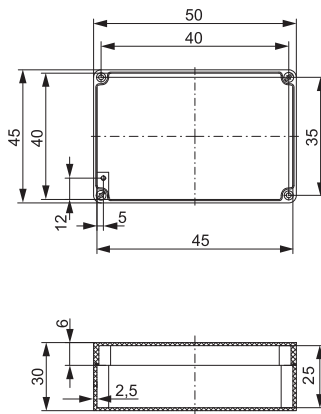
Aluminium

Part Number

Grey


3.150.0654.50

Assembly and machining services of your enclosures are available upon request.
Drawings with additional dimensions can be furnished upon request.



Cover screws and assembly screws are included.

64 x 58 x 36 mm



Aluminium

Part Number

Grey

3.150.0657.71

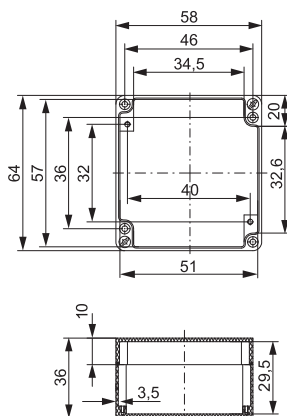
Assembly and machining services of your enclosures are available upon request.
Drawings with additional dimensions can be furnished upon request.

Accessories

Part Number

Mounting plate,
galvanized steel

3.150.0575.47



Cover screws and assembly screws are included.

Series 15 – Aluminium Enclosures

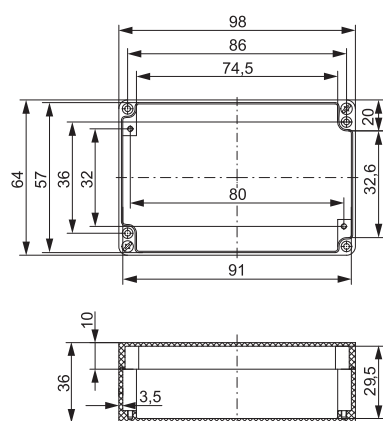
64 x 98 x 36 mm



Aluminium	Part Number
Grey	3.150.0657.88

Assembly and machining services of your enclosures are available upon request.
Drawings with additional dimensions can be furnished upon request.

Accessories	Part Number
Mounting plate, galvanized steel	3.150.0575.54



Cover screws and assembly screws are included.

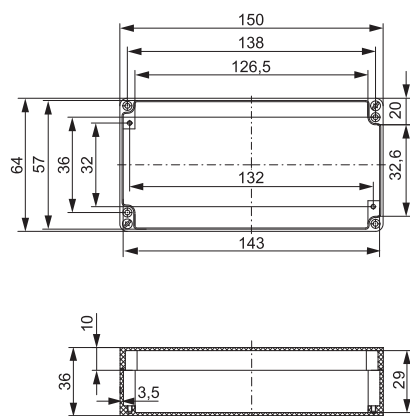
64 x 150 x 36 mm



Aluminium	Part Number
Grey	3.150.0657.95

Assembly and machining services of your enclosures are available upon request.
Drawings with additional dimensions can be furnished upon request.

Accessories	Part Number
Mounting plate, galvanized steel	3.150.0575.61



Cover screws and assembly screws are included.

Series 15 – Aluminium Enclosures

80 x 75 x 57 mm



Aluminium

Part Number

Grey

3.150.0658.01

Assembly and machining services of your enclosures are available upon request.
Drawings with additional dimensions can be furnished upon request.

Accessories

Part Number

Mounting plate, galvanized steel

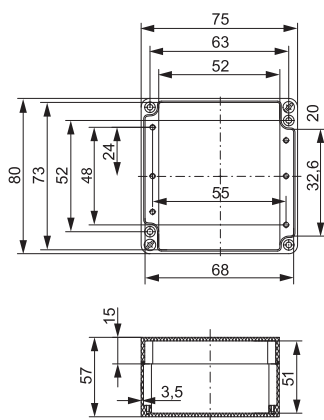

3.150.0575.78

DIN Rail, DIN 15

3.150.0570.11

Hinges, pair

3.150.0577.45



Cover screws and assembly screws are included.

80 x 125 x 57 mm



Aluminium

Part Number

Grey

3.150.0658.18

Assembly and machining services of your enclosures are available upon request.
Drawings with additional dimensions can be furnished upon request.

Accessories

Part Number

Mounting plate, galvanized steel

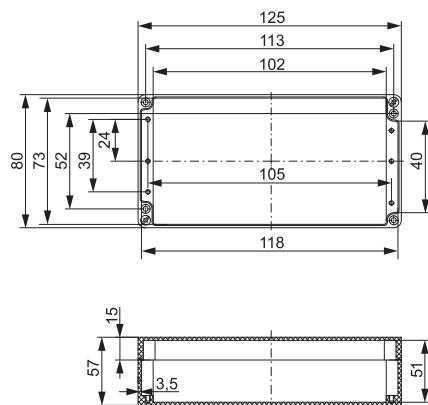
3.150.0575.85

DIN Rail, DIN 15

3.150.0570.28

Hinges, pair

3.150.0577.45



Cover screws and assembly screws are included.

Series 15 – Aluminium Enclosures


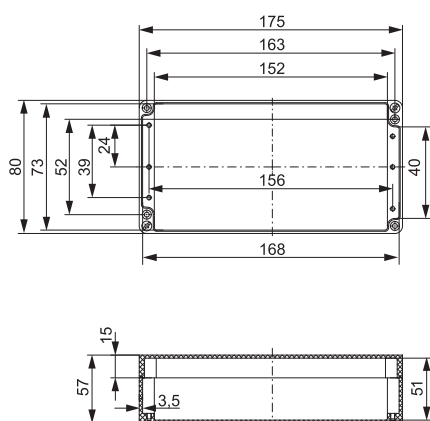
80 x 175 x 57 mm



Aluminium	Part Number
Grey	3.150.0658.25

Assembly and machining services of your enclosures are available upon request.
Drawings with additional dimensions can be furnished upon request.

Accessories	Part Number
Mounting plate, galvanized steel	3.150.0575.92
DIN Rail, DIN 15	3.150.0570.35
Hinges, pair	3.150.0577.45



Cover screws and assembly screws are included.

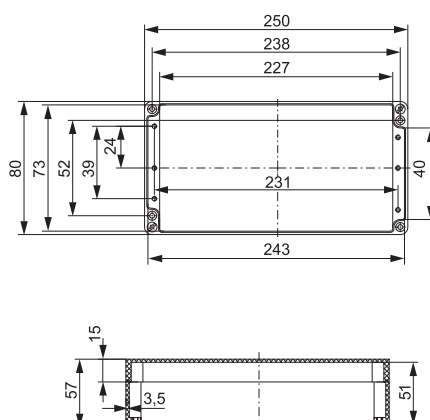
80 x 250 x 57 mm



Aluminium	Part Number
Grey	3.150.0658.32

Assembly and machining services of your enclosures are available upon request.
Drawings with additional dimensions can be furnished upon request.

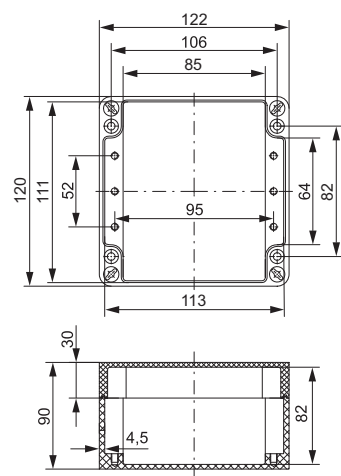
Accessories	Part Number
Mounting plate, galvanized steel	3.150.0573.87
DIN Rail, DIN 15	3.150.0570.42
Hinges, pair	3.150.0577.45



Cover screws and assembly screws are included.

Series 15 – Aluminium Enclosures

120 x 122 x 90 mm



Aluminium

Part Number

Grey

3.150.0658.50

Assembly and machining services of your enclosures are available upon request.
Drawings with additional dimensions can be furnished upon request.

Accessories

Part Number

Mounting plate, galvanized steel

3.150.0576.08

DIN Rail, DIN 32

3.150.0571.72

DIN Rail, DIN 35

3.150.0570.59

Hinges, pair

3.150.0569.53

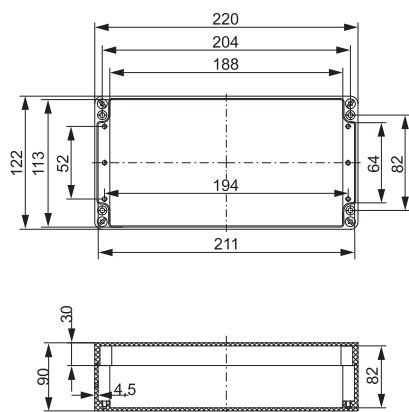
Fastening lugs, AISI 304

3.150.0569.77



Cover screws and assembly screws are included.

122 x 220 x 90 mm



Aluminium

Part Number

Grey

3.150.0658.56

Assembly and machining services of your enclosures are available upon request.
Drawings with additional dimensions can be furnished upon request.

Accessories

Part Number

Mounting plate, galvanized steel

3.150.0576.15

DIN Rail, DIN 32

3.150.0571.89

DIN Rail, DIN 35


3.150.0570.66

Hinges, pair

3.150.0569.53

Fastening lugs, AISI 304

3.150.0569.77



Cover screws and assembly screws are included.

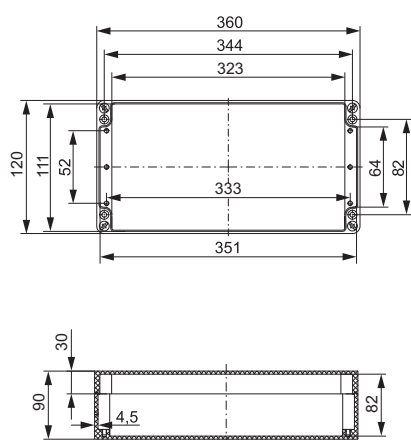
Series 15 – Aluminium Enclosures

120 x 360 x 90 mm




Aluminium	Part Number
Grey	3.150.0658.64

Assembly and machining services of your enclosures are available upon request.
Drawings with additional dimensions can be furnished upon request.



Cover screws and assembly screws are included.

Accessories	Part Number
Mounting plate, galvanized steel	3.150.0576.22
DIN Rail, DIN 32	3.150.0571.96
DIN Rail, DIN 35	3.150.0570.73
Hinges, pair	3.150.0569.53
Fastening lugs, AISI 304	3.150.0569.77

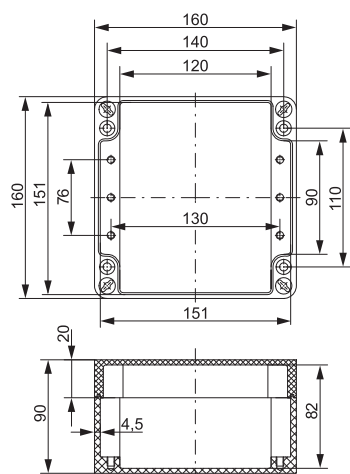


160 x 160 x 90 mm



Aluminium	Part Number
Grey	3.150.0658.70

Assembly and machining services of your enclosures are available upon request.
Drawings with additional dimensions can be furnished upon request.



Cover screws and assembly screws are included.

Accessories	Part Number
Mounting plate, galvanized steel	3.150.0576.39
DIN Rail, DIN 32	3.150.0572.02
DIN Rail, DIN 35	3.150.0570.80
Hinges, pair	3.150.0569.53
Fastening lugs, AISI 304	3.150.0569.77



Series 15 – Aluminium Enclosures

160 x 260 x 90 mm



Aluminium

Part Number

Grey

3.150.0658.87

Assembly and machining services of your enclosures are available upon request.
Drawings with additional dimensions can be furnished upon request.

Accessories

Part Number

Mounting plate, galvanized steel

3.150.0576.46

DIN Rail, DIN 32

3.150.0572.19

DIN Rail, DIN 35


3.150.0570.97

Hinges, pair

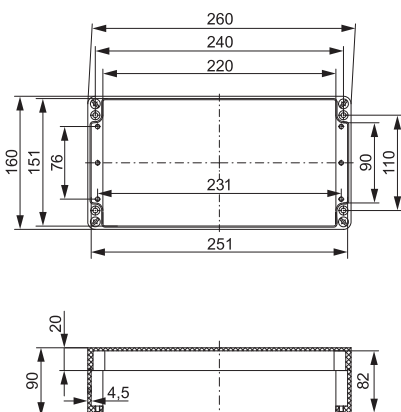
3.150.0569.53

Fastening lugs, AISI 304

3.150.0569.77



Cover screws and assembly screws are included.



160 x 360 x 90 mm



Aluminium

Part Number

Grey

3.150.0658.94

Assembly and machining services of your enclosures are available upon request.
Drawings with additional dimensions can be furnished upon request.

Accessories

Part Number

Mounting plate, galvanized steel

3.150.0576.53

DIN Rail, DIN 32

3.150.0571.96

DIN Rail, DIN 35


3.150.0570.73

Hinges, pair

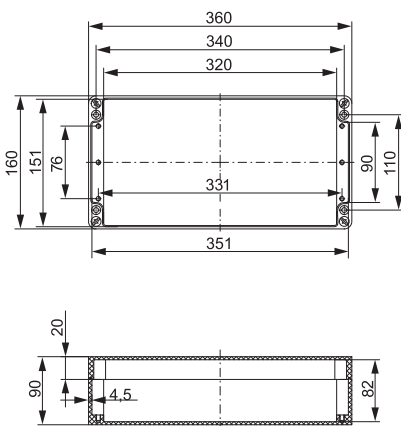
3.150.0569.53

Fastening lugs, AISI 304

3.150.0569.77



Cover screws and assembly screws are included.



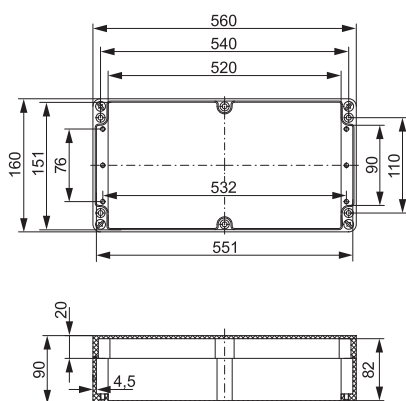
Series 15 – Aluminium Enclosures

160 x 560 x 90 mm



Aluminium	Part Number
Grey	3.150.0659.00

Assembly and machining services of your enclosures are available upon request.
Drawings with additional dimensions can be furnished upon request.




Cover screws and assembly screws are included.

Accessories	Part Number
Mounting plate, galvanized steel	3.150.0576.60
DIN Rail, DIN 32	3.150.0572.26
DIN Rail, DIN 35	3.150.0571.03
Hinges, pair	3.150.0569.53
Fastening lugs, AISI 304	3.150.0569.77

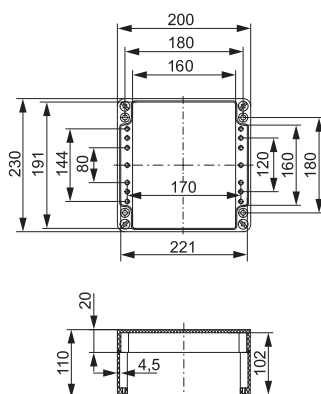


230 x 200 x 110 mm



Aluminium	Part Number
Grey	3.150.0659.17

Assembly and machining services of your enclosures are available upon request.
Drawings with additional dimensions can be furnished upon request.



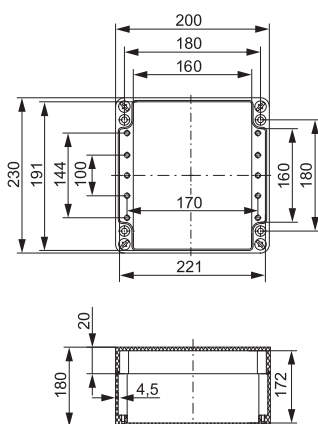

Cover screws and assembly screws are included.

Accessories	Part Number
Mounting plate, galvanized steel	3.150.0576.77
DIN Rail, DIN 32	3.150.0572.33
DIN Rail, DIN 35	3.150.0571.10
Hinges, pair	3.150.0569.53
Fastening lugs, AISI 304	3.150.0569.78



Series 15 – Aluminium Enclosures

230 x 200 x 180 mm



Aluminium

Part Number

Grey

3.150.0659.24

Assembly and machining services of your enclosures are available upon request.
Drawings with additional dimensions can be furnished upon request.

Accessories

Part Number

Mounting plate, galvanized steel

3.150.0576.77

DIN Rail, DIN 32

3.150.0572.33

DIN Rail, DIN 35

3.150.0571.10

Hinges, pair

3.150.0569.53

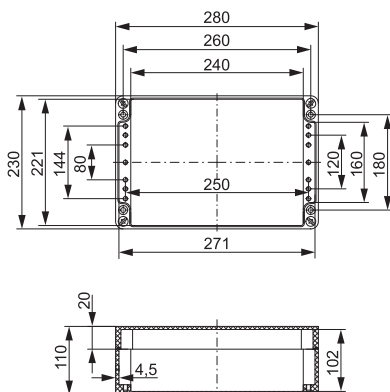

Fastening lugs, AISI 304

3.150.0569.78



Cover screws and assembly screws are included.

230 x 280 x 110 mm



Aluminium

Part Number

Grey

3.150.0659.31

Assembly and machining services of your enclosures are available upon request.
Drawings with additional dimensions can be furnished upon request.

Accessories

Part Number

Mounting plate, galvanized steel

3.150.0576.48

DIN Rail, DIN 32

3.150.0572.40

DIN Rail, DIN 35


3.150.0571.34

Hinges, pair

3.150.0569.53

Fastening lugs, AISI 304

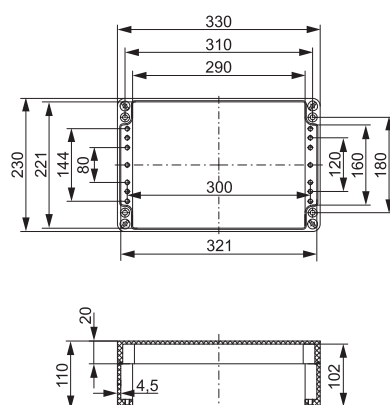
3.150.0569.78



Cover screws and assembly screws are included.

Series 15 – Aluminium Enclosures


230 x 330 x 110 mm



Aluminium	Part Number
Grey	3.150.0659.48

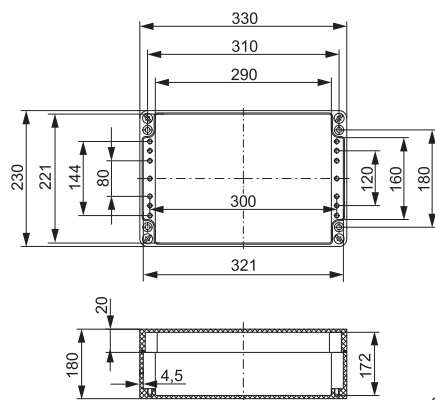
Assembly and machining services of your enclosures are available upon request.
Drawings with additional dimensions can be furnished upon request.

Accessories	Part Number
Mounting plate, galvanized steel	3.150.0576.91
DIN Rail, DIN 32	3.150.0572.57
DIN Rail, DIN 35	3.150.0571.41
Hinges, pair	3.150.0569.53
Fastening lugs, AISI 304	3.150.0569.78



Cover screws and assembly screws are included.


230 x 330 x 180 mm



Aluminium	Part Number
Grey	3.150.0659.55

Assembly and machining services of your enclosures are available upon request.
Drawings with additional dimensions can be furnished upon request.

Accessories	Part Number
Mounting plate, galvanized steel	3.150.0576.91
DIN Rail, DIN 32	3.150.0572.57
DIN Rail, DIN 35	3.150.0571.41
Hinges, pair	3.150.0569.53
Fastening lugs, AISI 304	3.150.0569.78



Cover screws and assembly screws are included.

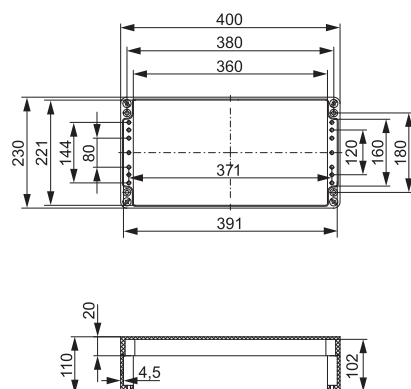
Series 15 – Aluminium Enclosures

230 x 400 x 110 mm



Aluminium	Part Number
Grey	3.150.0659.62

Assembly and machining services of your enclosures are available upon request.
Drawings with additional dimensions can be furnished upon request.



Cover screws and assembly screws are included.

Accessories	Part Number
Mounting plate, galvanized steel	3.150.0577.07
DIN Rail, DIN 32	3.150.0572.64
DIN Rail, DIN 35	3.150.0571.58
Hinges, pair	3.150.0569.53
Fastening lugs, AISI 304	3.150.0569.78

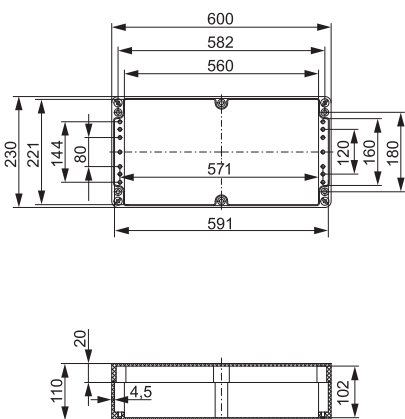


230 x 600 x 110 mm



Aluminium	Part Number
Grey	3.150.0659.79

Assembly and machining services of your enclosures are available upon request.
Drawings with additional dimensions can be furnished upon request.



Cover screws and assembly screws are included.

Accessories	Part Number
Mounting plate, galvanized steel	3.150.0577.14
DIN Rail, DIN 32	3.150.0572.71
DIN Rail, DIN 35	3.150.0571.65
Hinges, pair	3.150.0569.53
Fastening lugs, AISI 304	3.150.0569.78



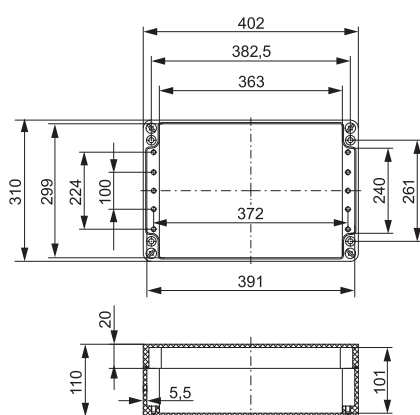
Series 15 – Aluminium Enclosures

310 x 402 x 110 mm




Aluminium	Part Number
Grey	3.150.0659.86

Assembly and machining services of your enclosures are available upon request.
Drawings with additional dimensions can be furnished upon request.



Cover screws and assembly screws are included.

Accessories	Part Number
Mounting plate, galvanized steel	3.150.0577.21
DIN Rail, DIN 32	3.150.0572.64
DIN Rail, DIN 35	3.150.0571.58
Hinges, pair	3.150.0569.53
Fastening lugs, AISI 304	3.150.0569.78

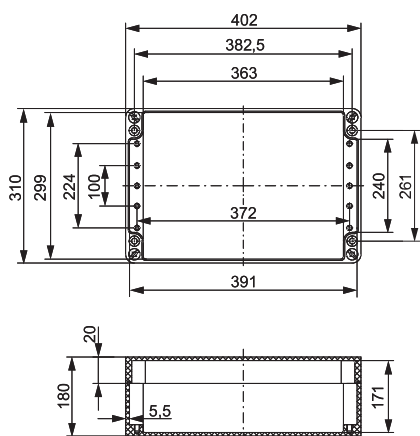


310 x 402 x 180 mm




Aluminium	Part Number
Grey	3.150.0659.93

Assembly and machining services of your enclosures are available upon request.
Drawings with additional dimensions can be furnished upon request.



Cover screws and assembly screws are included.

Accessories	Part Number
Mounting plate, galvanized steel	3.150.0577.21
DIN Rail, DIN 32	3.150.0572.64
DIN Rail, DIN 35	3.150.0571.58
Hinges, pair	3.150.0569.53
Fastening lugs, AISI 304	3.150.0569.78



Series 15 – Aluminium Enclosures

310 x 600 x 110 mm



Aluminium

Part Number

Grey

3.150.0660.06

Assembly and machining services of your enclosures are available upon request.
Drawings with additional dimensions can be furnished upon request.

Accessories

Part Number

Mounting plate, galvanized steel

3.150.0577.38

DIN Rail, DIN 32

3.150.0572.71

DIN Rail, DIN 35

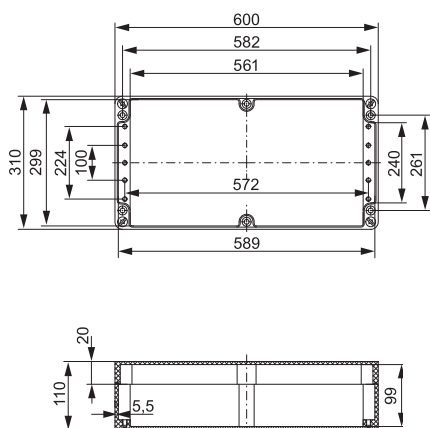
3.150.0571.65

Hinges, pair

3.150.0569.53

Fastening lugs, AISI 304

3.150.0569.78



Cover screws and assembly screws are included.

310 x 600 x 180 mm



Aluminium

Part Number

Grey

3.150.0660.13

Assembly and machining services of your enclosures are available upon request.
Drawings with additional dimensions can be furnished upon request.

Accessories

Part Number

Mounting plate, galvanized steel

3.150.0577.38

DIN Rail, DIN 32

3.150.0572.71

DIN Rail, DIN 35

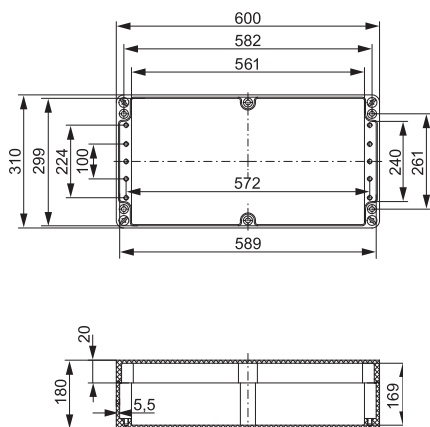
3.150.0571.65

Hinges, pair

3.150.0569.53

Fastening lugs, AISI 304

3.150.0569.78



Cover screws and assembly screws are included.







Enclosures made of Polyester


Series 17 with smooth walls

Enclosures are made of fiber reinforced Polyester. They feature plain walls and captive stainless steel screws for the cover.

Due to their rugged construction, very good corrosion and chemical resistance, these Enclosures are suitable for chemical- and petrochemical environments.

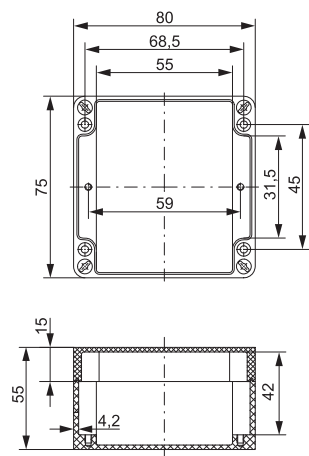

The black polyester Enclosures meet EX specifications due to the reduced surface resistance ($\leq 10^9 \text{ Ohm}$).

Conformity	
Enclosure made of Polyester:	     
Technical Information	
Protection according to EN 60 529	IP 66 IP 67/68 on request
Impact rating according to EN 50 102	IK 08 (-25 °C... +35 °C)
Temperature range	-30 °C...+80 °C
Material	
Bottom/Cover Cover screws Gasket	Fiber reinforced Polyester Stainless Steel, captive Neoprene
Standard Color	
Bottom/Cover	Grey, RAL 7000 Black, RAL 9005



Series 17 – Enclosures made of Polyester

75 x 80 x 55 mm



Polyester

Part Number

Grey

3.170.0656.10

Assembly and machining services of your enclosures are available upon request.
Drawings with additional dimensions can be furnished upon request.

Accessories

Part Number

Mounting plate made of Pertinax



3.170.0577.52

DIN Rail, DIN 15

3.170.0578.99

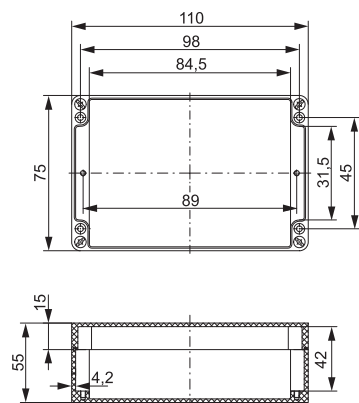

Fastening lugs, AISI 304

3.170.0572.88



Cover screws are included.

75 x 110 x 55 mm



Polyester

Part Number

Grey

3.170.0656.27

Assembly and machining services of your enclosures are available upon request.
Drawings with additional dimensions can be furnished upon request.

Accessories

Part Number

Mounting plate made of Pertinax


3.170.0577.69

DIN Rail, DIN 15

3.170.0579.05

Fastening lugs, AISI 304


3.170.0572.88



Cover screws are included.

Series 17 – Enclosures made of Polyester

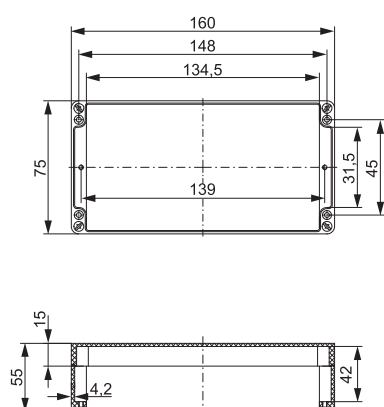
75 x 160 x 55 mm




Polyester	Part Number
Grey	3.170.0656.34

Assembly and machining services of your enclosures are available upon request.
Drawings with additional dimensions can be furnished upon request.

Accessories	Part Number
Mounting plate made of Pertinax	3.170.0577.76
DIN Rail, DIN 15	3.170.0579.12
Fastening lugs, AISI 304	3.170.0572.88



Cover screws are included.



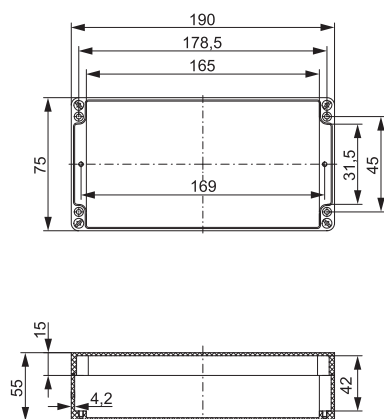
75 x 190 x 55 mm




Polyester	Part Number
Grey	3.170.0656.41

Assembly and machining services of your enclosures are available upon request.
Drawings with additional dimensions can be furnished upon request.

Accessories	Part Number
Mounting plate made of Pertinax	3.170.0577.83
DIN Rail, DIN 15	3.170.0579.29
Fastening lugs, AISI 304	3.170.0572.88

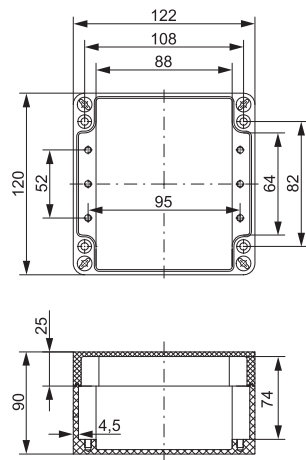


Cover screws are included.



Series 17 – Enclosures made of Polyester

120 x 122 x 90 mm



Polyester

Part Number

Grey

3.170.0656.58

Assembly and machining services of your enclosures are available upon request.
Drawings with additional dimensions can be furnished upon request.

Accessories

Part Number

Mounting plate, galvanized steel

3.170.0577.90

DIN Rail, DIN 32

3.170.0571.72

DIN Rail, DIN 35


3.170.0570.59

Hinges, pair

3.170.0578.82

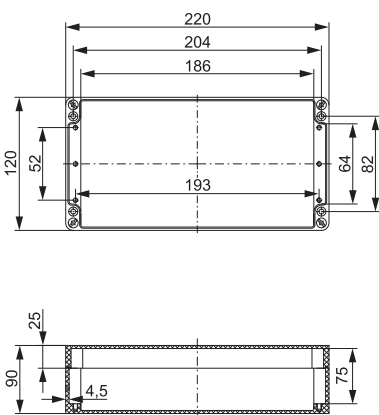
Fastening lugs, AISI 304

3.170.0572.95



Cover screws are included.

120 x 220 x 90 mm



Polyester

Part Number

Grey

3.170.0656.72

Assembly and machining services of your enclosures are available upon request.
Drawings with additional dimensions can be furnished upon request.

Accessories

Part Number

Mounting plate, galvanized steel

3.170.0578.06

DIN Rail, DIN 32

3.170.0571.89

DIN Rail, DIN 35


3.170.0570.66

Hinges, pair

3.170.0578.82

Fastening lugs, AISI 304

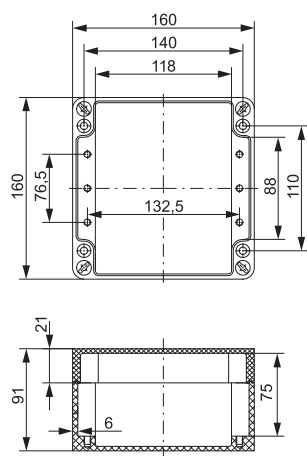
3.170.0572.95



Cover screws are included.

Series 17 – Enclosures made of Polyester


160 x 160 x 91 mm



Polyester	Part Number
Grey	3.170.0656.89

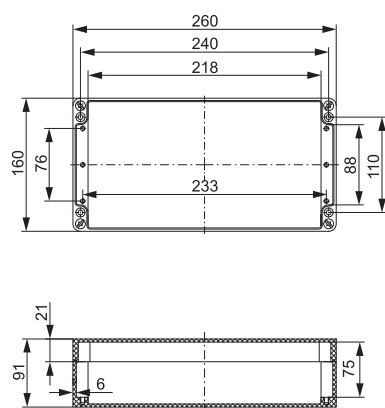
Assembly and machining services of your enclosures are available upon request.
Drawings with additional dimensions can be furnished upon request.

Accessories	Part Number
Mounting plate, galvanized steel	3.170.0578.13
DIN Rail, DIN 32	3.170.0572.02
DIN Rail, DIN 35	3.170.0570.80
Hinges, pair	3.170.0578.82
Fastening lugs, AISI 304	3.170.0573.01



Cover screws are included.


160 x 260 x 91 mm



Polyester	Part Number
Grey	3.170.0657.02

Assembly and machining services of your enclosures are available upon request.
Drawings with additional dimensions can be furnished upon request.

Accessories	Part Number
Mounting plate, galvanized steel	3.170.0578.20
DIN Rail, DIN 32	3.170.0572.19
DIN Rail, DIN 35	3.170.0570.97
Hinges, pair	3.170.0578.82
Fastening lugs, AISI 304	3.170.0573.01



Cover screws are included.

Series 17 – Enclosures made of Polyester

160 x 360 x 91 mm



Polyester

Part Number

Grey

3.170.0657.19

Assembly and machining services of your enclosures are available upon request.
Drawings with additional dimensions can be furnished upon request.

Accessories

Part Number

Mounting plate, galvanized steel

3.170.0578.37

DIN Rail, DIN 32

3.170.0580.87

DIN Rail, DIN 35

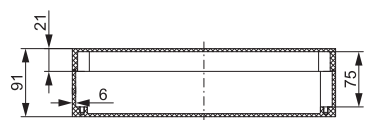
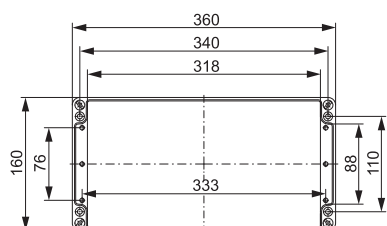

3.170.0579.74

Hinges, pair

3.170.0578.82

Fastening lugs, AISI 304

3.170.0573.01



Cover screws are included.

160 x 560 x 91 mm



Polyester

Part Number

Grey

3.170.0657.26

Assembly and machining services of your enclosures are available upon request.
Drawings with additional dimensions can be furnished upon request.

Accessories

Part Number

Mounting plate, galvanized steel

3.170.0578.44

DIN Rail, DIN 32

3.170.0572.26

DIN Rail, DIN 35

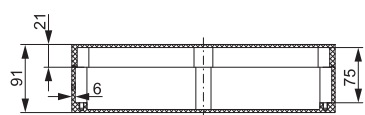
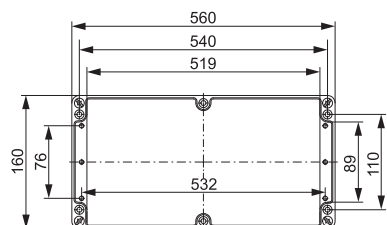

3.170.0571.03

Hinges, pair

3.170.0578.82

Fastening lugs, AISI 304

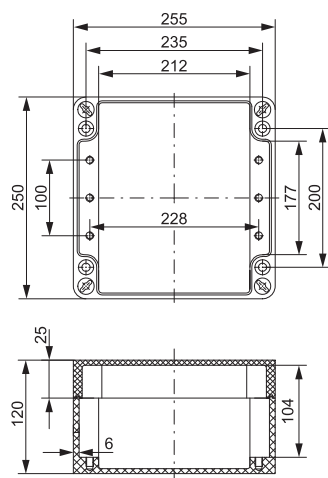

3.170.0573.01



Cover screws are included.

Series 17 – Enclosures made of Polyester

250 x 255 x 120 mm



Polyester	Part Number
Grey	3.170.0657.33

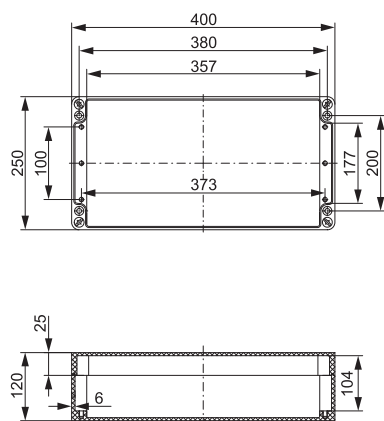
Assembly and machining services of your enclosures are available upon request.
Drawings with additional dimensions can be furnished upon request.

Accessories	Part Number
Mounting plate, galvanized steel	3.170.0578.51
DIN Rail, DIN 32	3.170.0581.00
DIN Rail, DIN 35	3.170.0579.98
Hinges, pair	3.170.0578.82
Fastening lugs, AISI 304	3.170.0573.18



Cover screws are included.

250 x 400 x 120 mm



Polyester	Part Number
Grey	3.170.0657.57

Assembly and machining services of your enclosures are available upon request.
Drawings with additional dimensions can be furnished upon request.

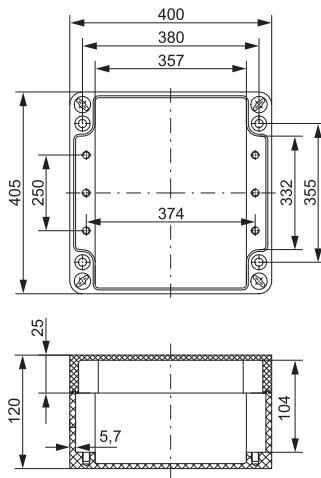

Accessories	Part Number
Mounting plate, galvanized steel	3.170.0578.68
DIN Rail, DIN 32	3.170.0581.17
DIN Rail, DIN 35	3.170.0580.01
Hinges, pair	3.170.0578.82
Fastening lugs, AISI 304	3.170.0573.18



Cover screws are included.

Series 17 – Enclosures made of Polyester

405 x 400 x 120 mm



Polyester

Part Number

Grey

3.170.0657.64

Assembly and machining services of your enclosures are available upon request.
Drawings with additional dimensions can be furnished upon request.

Accessories

Part Number

Mounting plate, galvanized steel

3.170.0578.75

DIN Rail, DIN 32

3.170.0581.17

DIN Rail, DIN 35

3.170.0580.01

Hinges, pair

3.170.0578.82

Fastening lugs, AISI 304

3.170.0573.25



Cover screws are included.

Enclosures made of Steel

Series 18 with smooth walls

The Enclosures are made of grey RAL 7035 powder coated steel, ideally used in terminal boxes.

Standard equipment includes a perforated mounting angle to facilitate installation of the mounting plate or DIN rails. This makes it possible to drill access holes for cables anywhere along the sidewalls.

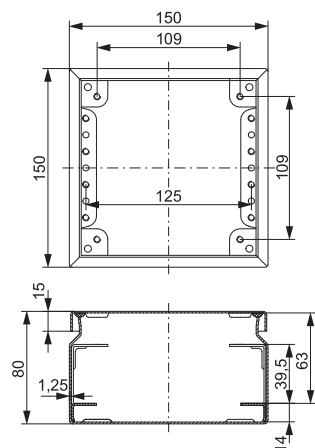
A 120 mm (4 3/4") deep Steel Enclosure with mounting flange or with Polycarbonate translucent top will be available upon request.

Conformity	
Fabricated Sheet Metal Enclosure:	CE RoHS (FI) PC
Technical information	
Protection according to EN 60 529 IP 66 Impact rating according to EN 50 102 IK 08 (-25 °C... +35 °C) Temperature range -30 °C...+80 °C	
Material	
Bottom/Cover	Powder coated Sheet Metal (DC 01 AM)
Cover Screws	Stainless Steel
Gasket for cover screws	Dryflex (SEBS)
Gasket	PUR (Polyurethane)
Standard Color	
Powder coated Sheet Metal Enclosure:	grey, RAL 7035



Series 18 – Enclosures made of Steel


150 x 150 x 80 mm



Painted Steel	Part Number
Plain sides	3.180.0798.60

Assembly and machining services of your enclosures are available upon request.
Drawings with additional dimensions can be furnished upon request.

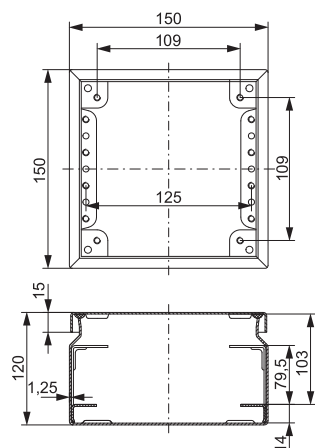
Accessories	Part Number
Mounting plate, 2 mm thick, galvanized steel	3.180.0573.94
DIN Rail, DIN 35	3.180.0568.78



Cover screws and seals as well as assembly screws and plugs are included.

Additional accessories available upon request


150 x 150 x 120 mm



Painted Steel	Part Number
Plain sides	3.180.0892.03

Assembly and machining services of your enclosures are available upon request.
Drawings with additional dimensions can be furnished upon request.

Accessories	Part Number
Mounting plate, 2 mm thick, galvanized steel	3.180.0573.94
DIN Rail, DIN 35	3.180.0568.78

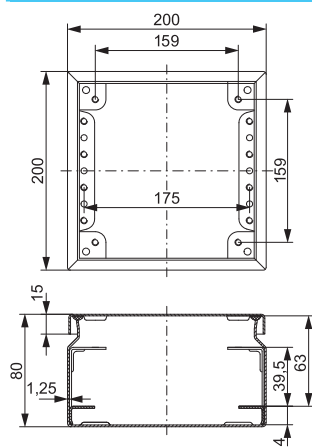


Cover screws and seals as well as assembly screws and plugs are included.

Additional accessories available upon request

Series 18 – Enclosures made of Steel

200 x 200 x 80 mm



Painted Steel

Part Number

Plain sides

3.180.0798.77

Assembly and machining services of your enclosures are available upon request.
Drawings with additional dimensions can be furnished upon request.

Accessories


Part Number

Mounting plate,
2 mm thick, galvanized steel

3.180.0574.17

DIN Rail, DIN 35

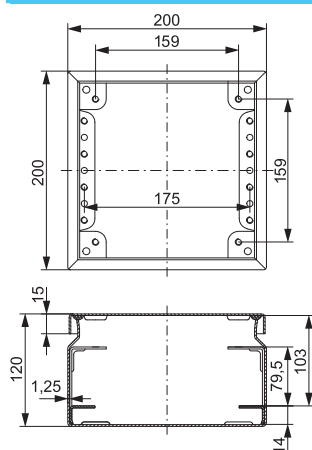
3.180.0568.85



Cover screws and seals as well as assembly screws and plugs are included.

Additional accessories available upon request

200 x 200 x 120 mm



Painted Steel

Part Number

Plain sides

3.180.0892.10

Assembly and machining services of your enclosures are available upon request.
Drawings with additional dimensions can be furnished upon request.

Accessories


Part Number

Mounting plate,
2 mm thick, galvanized steel

3.180.0574.17

DIN Rail, DIN 35

3.180.0568.85

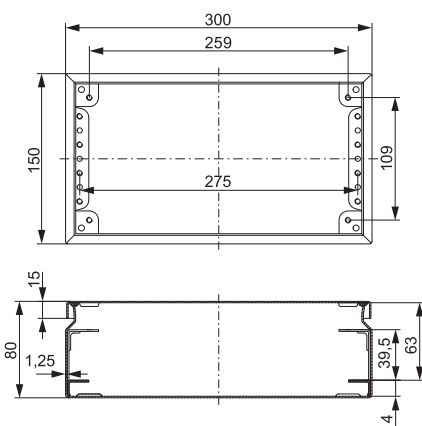


Cover screws and seals as well as assembly screws and plugs are included.

Additional accessories available upon request

Series 18 – Enclosures made of Steel

150 x 300 x 80 mm



Painted Steel

Part Number

Plain sides

3.180.0798.84

Assembly and machining services of your enclosures are available upon request.
Drawings with additional dimensions can be furnished upon request.

Accessories

Part Number

Mounting plate,
2 mm thick, galvanized steel

3.180.0994.62

DIN Rail, DIN 35

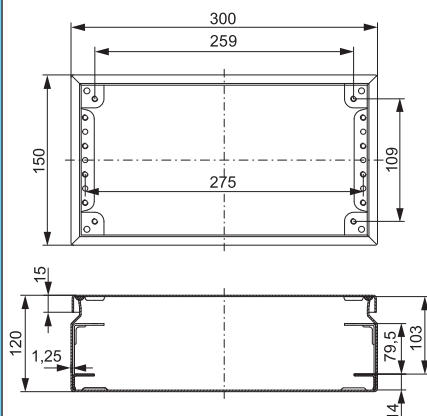
3.180.0568.92



Cover screws and seals as well as assembly screws and plugs are included.

Additional accessories available upon request

150 x 300 x 120 mm



Painted Steel

Part Number

Plain sides

3.180.0892.27

Assembly and machining services of your enclosures are available upon request.
Drawings with additional dimensions can be furnished upon request.

Accessories

Part Number

Mounting plate,
2 mm thick, galvanized steel

3.180.0994.62

DIN Rail, DIN 35

3.180.0568.92

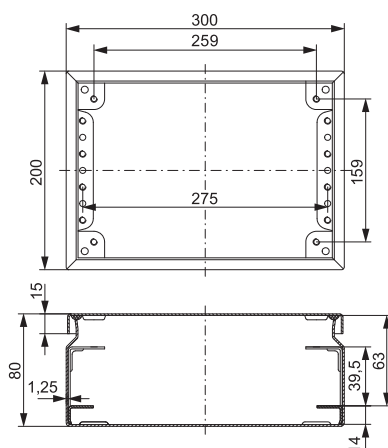


Cover screws and seals as well as assembly screws and plugs are included.

Additional accessories available upon request

Series 18 – Enclosures made of Steel

200 x 300 x 80 mm



Painted Steel

Part Number

Plain sides

3.180.0798.91

Assembly and machining services of your enclosures are available upon request.
Drawings with additional dimensions can be furnished upon request.

Accessories

Part Number

Mounting plate,
2 mm thick, galvanized steel

3.180.0994.79

DIN Rail, DIN 35

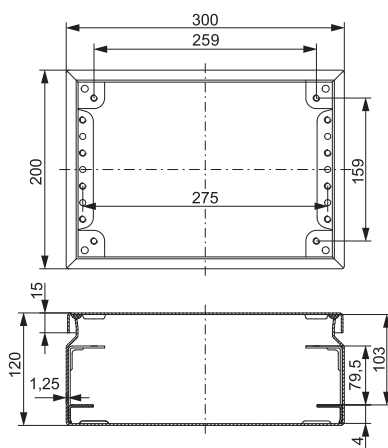
3.180.0568.92



Cover screws and seals as well as assembly screws and plugs are included.

Additional accessories available upon request

200 x 300 x 120 mm



Painted Steel

Part Number

Plain sides

3.180.0892.34

Assembly and machining services of your enclosures are available upon request.
Drawings with additional dimensions can be furnished upon request.

Accessories

Part Number

Mounting plate,
2 mm thick, galvanized steel

3.180.0994.79

DIN Rail, DIN 35

3.180.0568.92

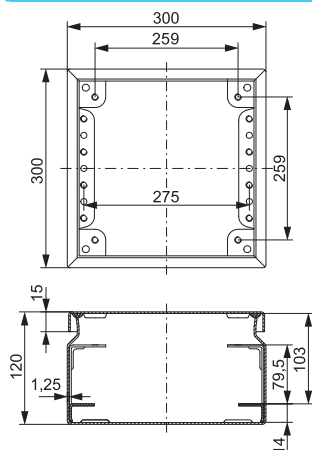


Cover screws and seals as well as assembly screws and plugs are included.

Additional accessories available upon request

Series 18 – Enclosures made of Steel

300 x 300 x 120 mm



Painted Steel

Part Number

Plain sides

3.180.0892.41

Assembly and machining services of your enclosures are available upon request.
Drawings with additional dimensions can be furnished upon request.

Accessories

Part Number

Mounting plate,
2 mm thick, galvanized steel

3.180.0574.79

DIN Rail, DIN 35

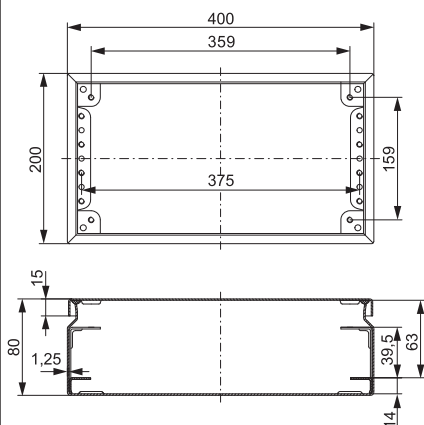
3.180.0568.92



Cover screws and seals as well as assembly screws and plugs are included.

Additional accessories available upon request

200 x 400 x 80 mm



Painted Steel

Part Number

Plain sides

3.180.0799.14

Assembly and machining services of your enclosures are available upon request.
Drawings with additional dimensions can be furnished upon request.

Accessories

Part Number

Mounting plate,
2 mm thick, galvanized steel

3.180.0994.86

DIN Rail, DIN 35

3.180.0569.08

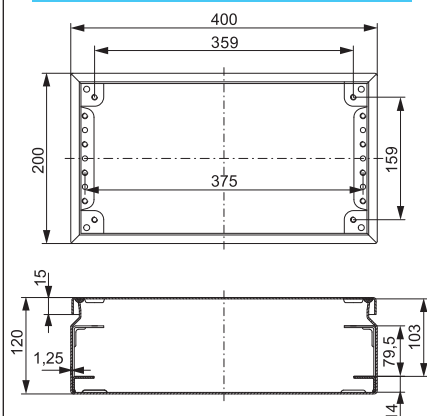


Cover screws and seals as well as assembly screws and plugs are included.

Additional accessories available upon request

Series 18 – Enclosures made of Steel

200 x 400 x 120 mm



Painted Steel	Part Number
Plain sides	3.180.0892.58

Assembly and machining services of your enclosures are available upon request.
Drawings with additional dimensions can be furnished upon request.

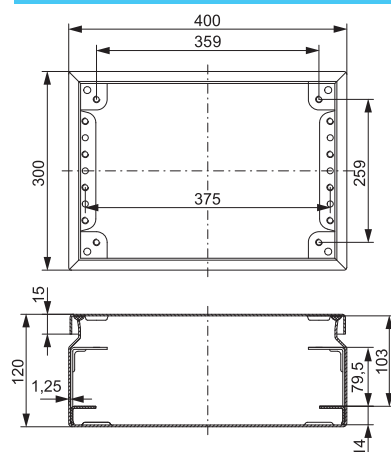
Accessories	Part Number
Mounting plate, 2 mm thick, galvanized steel	3.180.0994.86
DIN Rail, DIN 35	3.180.0569.08



Cover screws and seals as well as assembly screws and plugs are included.

Additional accessories available upon request

300 x 400 x 120 mm



Painted Steel	Part Number
Plain sides	3.180.0892.65

Assembly and machining services of your enclosures are available upon request.
Drawings with additional dimensions can be furnished upon request.

Accessories	Part Number
Mounting plate, 2 mm thick, galvanized steel	3.180.0994.93
DIN Rail, DIN 35	3.180.0569.08

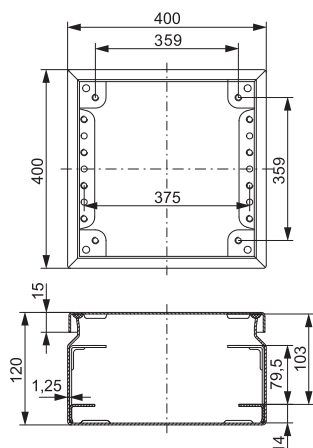


Cover screws and seals as well as assembly screws and plugs are included.

Additional accessories available upon request

Series 18 – Enclosures made of Steel

400 x 400 x 120 mm



Painted Steel

Part Number

Plain sides

3.180.0892.72

Assembly and machining services of your enclosures are available upon request.
Drawings with additional dimensions can be furnished upon request.

Accessories

Part Number

Mounting plate,
2 mm thick, galvanized steel

3.180.0575.16

DIN Rail, DIN 35

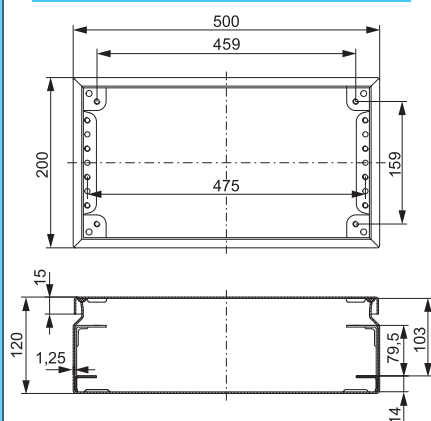
3.180.0569.08



Cover screws and seals as well as assembly screws and plugs are included.

Additional accessories available upon request

200 x 500 x 120 mm



Painted Steel

Part Number

Plain sides

3.180.0892.89

Assembly and machining services of your enclosures are available upon request.
Drawings with additional dimensions can be furnished upon request.

Accessories

Part Number

Mounting plate,
2 mm thick, galvanized steel

3.180.0995.09

DIN Rail, DIN 35

3.180.0569.15



Cover screws and seals as well as assembly screws and plugs are included.

Additional accessories available upon request

Series 18 – Enclosures made of Steel

300 x 500 x 120 mm



Painted Steel

Part Number

Plain sides

3.180.0892.96

Assembly and machining services of your enclosures are available upon request.
Drawings with additional dimensions can be furnished upon request.

Accessories

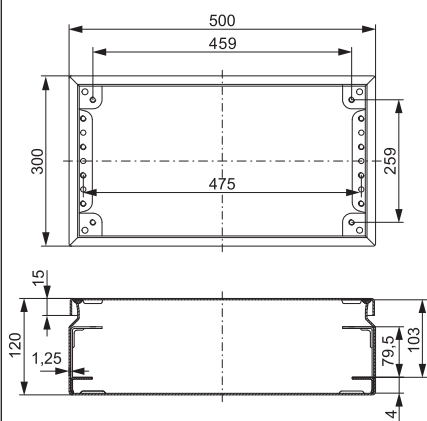
Part Number

Mounting plate,
2 mm thick, galvanized steel

3.180.0995.16

DIN Rail, DIN 35

3.180.0569.15



Cover screws and seals as well as assembly screws and plugs are included.

Additional accessories available upon request

200 x 600 x 80 mm



Painted Steel

Part Number

Plain sides

3.180.0799.69

Assembly and machining services of your enclosures are available upon request.
Drawings with additional dimensions can be furnished upon request.

Accessories

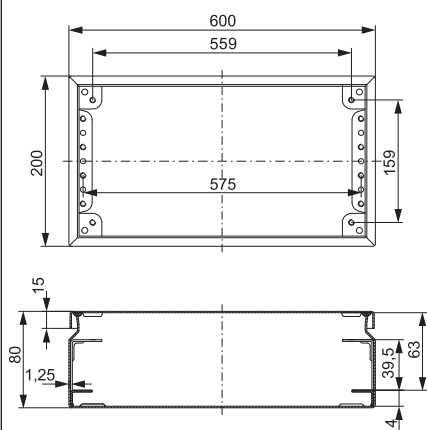
Part Number

Mounting plate,
2 mm thick, galvanized steel

3.180.0995.23

DIN Rail, DIN 35

3.180.0569.22

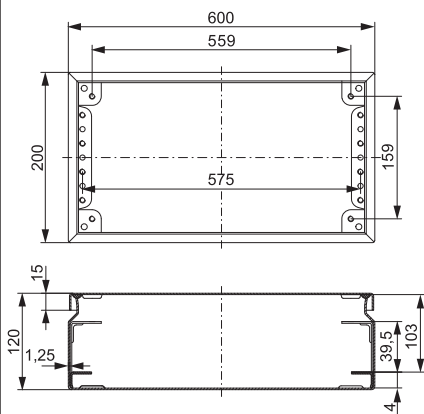


Cover screws and seals as well as assembly screws and plugs are included.

Additional accessories available upon request

Series 18 – Enclosures made of Steel

200 x 600 x 120 mm



Painted Steel	Part Number
Plain sides	3.180.0893.02

Assembly and machining services of your enclosures are available upon request.
Drawings with additional dimensions can be furnished upon request.

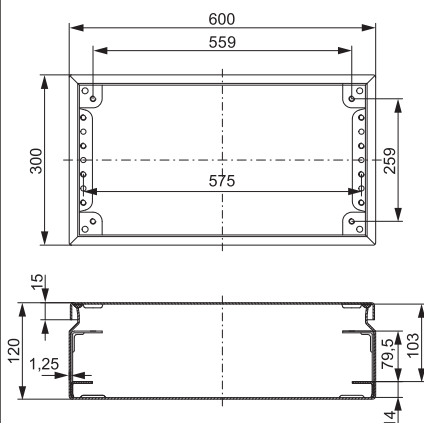
Accessories	Part Number
Mounting plate, 2 mm thick, galvanized steel	3.180.0995.23
DIN Rail, DIN 35	3.180.0569.22



Cover screws and seals as well as assembly screws and plugs are included.

Additional accessories available upon request

300 x 600 x 120 mm



Painted Steel	Part Number
Plain sides	3.180.0893.19

Assembly and machining services of your enclosures are available upon request.
Drawings with additional dimensions can be furnished upon request.

Accessories	Part Number
Mounting plate, 2 mm thick, galvanized steel	3.180.0995.30
DIN Rail, DIN 35	3.180.0569.22

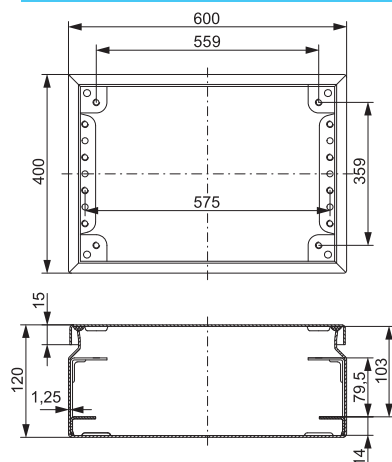


Cover screws and seals as well as assembly screws and plugs are included.

Additional accessories available upon request

Series 18 – Enclosures made of Steel

400 x 600 x 120 mm



Painted Steel

Part Number

Plain sides

3.180.0893.26

Assembly and machining services of your enclosures are available upon request.
Drawings with additional dimensions can be furnished upon request.

Accessories

Part Number

Mounting plate,
2 mm thick, galvanized steel

3.180.0995.47

DIN Rail, DIN 35

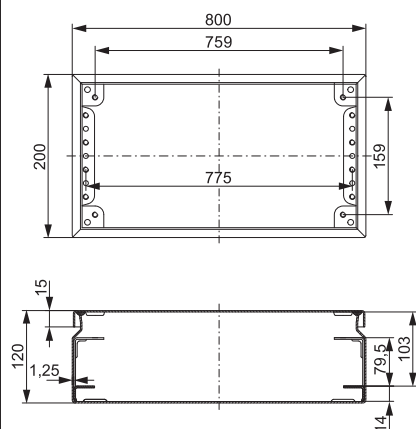
3.180.0569.22



Cover screws and seals as well as assembly screws and plugs are included.

Additional accessories available upon request

200 x 800 x 120 mm



Painted Steel

Part Number

Plain sides

3.180.0893.33

Assembly and machining services of your enclosures are available upon request.
Drawings with additional dimensions can be furnished upon request.

Accessories

Part Number

Mounting plate,
2 mm thick, galvanized steel

3.180.0995.54

DIN Rail, DIN 35

3.180.0569.39



Cover screws and seals as well as assembly screws and plugs are included.

Additional accessories available upon request

Series 18 – Enclosures made of Steel

400 x 800 x 120 mm



Painted Steel

Part Number

Plain sides

3.180.0893.40

Assembly and machining services of your enclosures are available upon request.
Drawings with additional dimensions can be furnished upon request.

Accessories

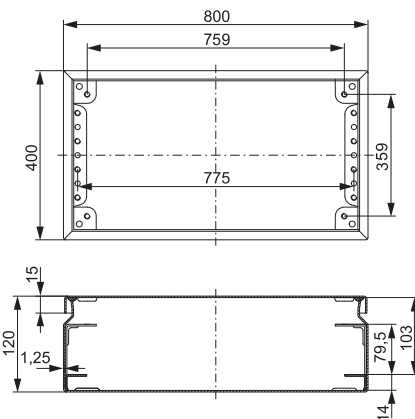
Part Number

Mounting plate,
2 mm thick, galvanized steel

3.180.0995.61

DIN Rail, DIN 35

3.180.0569.39



Cover screws and seals as well as assembly screws and plugs are included.

Additional accessories available upon request






Enclosures made of Stainless Steel

Series 19 with smooth walls

These Enclosures are made of AISI 304 Stainless Steel used in terminal boxes.

We offer acid resistant AISI 316 Stainless Steel solutions upon demand.

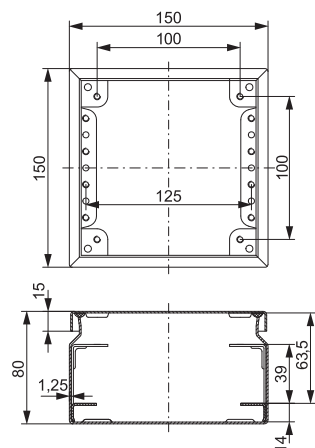
Standard equipment includes a perforated mounting angle to facilitate installation of the mounting plate or DIN rails. This makes it possible to drill access holes for cables anywhere along the sidewalls.

Conformity	
Stainless Steel Enclosure:	    
Technical Information	
Protection according to EN 60 529 IP 66 Impact rating according to EN 62 262 IK 09 (-25 °C... +35 °C) Temperature range -30 °C...+80 °C	
Material	
Bottom/Cover	Stainless Steel AISI 304 upon request AISI 316
Cover Screws	Stainless Steel
Gasket for cover screws	Dryflex (SEBS)
Gasket	PUR (Polyurethane)
Standard color	
Bottom/Cover	AISI 304, not painted



Series 19 – Enclosures made of Stainless Steel

150 x 150 x 80 mm



Stainless Steel (AISI 304)

Part Number

Plain sides

3.190.0895.48

Assembly and machining services of your enclosures are available upon request.
Drawings with additional dimensions can be furnished upon request.

We offer acid resistant AISI 316 Stainless Steel solutions upon demand.

Accessories


Part Number

Mounting plate,
2 mm thick, galvanized steel

3.190.0573.94

DIN Rail, DIN 35

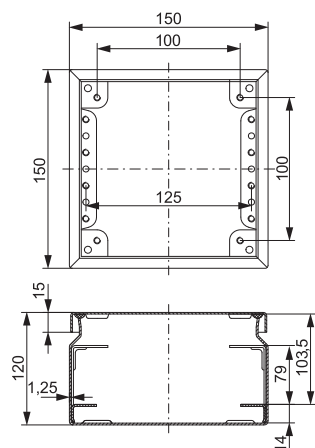
3.190.0568.78



Cover screws and seals as well as assembly screws and plugs are included.

Additional accessories available upon request

150 x 150 x 120 mm



Stainless Steel (AISI 304)

Part Number

Plain sides

3.190.0896.92

Assembly and machining services of your enclosures are available upon request.
Drawings with additional dimensions can be furnished upon request.

We offer acid resistant AISI 316 Stainless Steel solutions upon demand.

Accessories


Part Number

Mounting plate,
2 mm thick, galvanized steel

3.190.0573.94

DIN Rail, DIN 35

3.190.0568.78

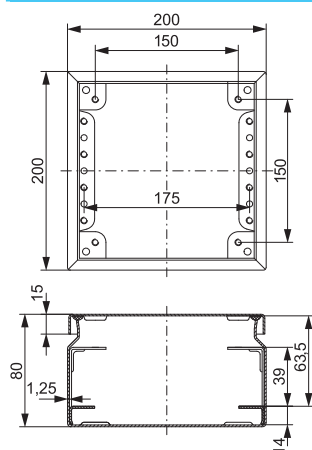


Cover screws and seals as well as assembly screws and plugs are included.

Additional accessories available upon request

Series 19 – Enclosures made of Stainless Steel

200 x 200 x 80 mm



Stainless Steel (AISI 304)

Part Number

Plain sides

3.190.0895.55

Assembly and machining services of your enclosures are available upon request. Drawings with additional dimensions can be furnished upon request.

We offer acid resistant AISI 316 Stainless Steel solutions upon demand.

Accessories

Part Number

Mounting plate, 2 mm thick, galvanized steel

3.190.0574.17

DIN Rail, DIN 35

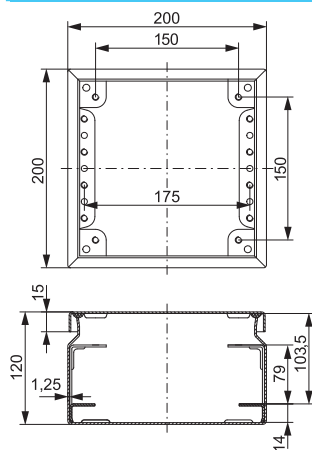
3.190.0568.85



Cover screws and seals as well as assembly screws and plugs are included.

Additional accessories available upon request

200 x 200 x 120 mm



Stainless Steel (AISI 304)

Part Number

Plain sides

3.190.0897.08

Assembly and machining services of your enclosures are available upon request. Drawings with additional dimensions can be furnished upon request.

We offer acid resistant AISI 316 Stainless Steel solutions upon demand.

Accessories

Part Number

Mounting plate, 2 mm thick, galvanized steel

3.190.0574.17

DIN Rail, DIN 35

3.190.0568.85

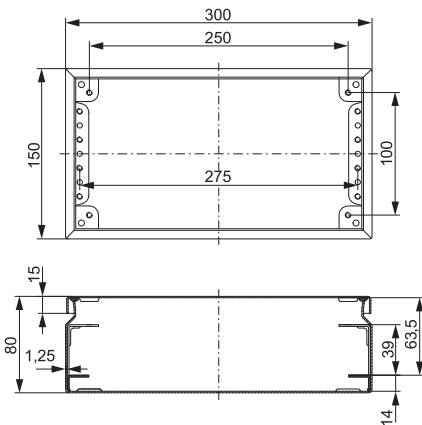


Cover screws and seals as well as assembly screws and plugs are included.

Additional accessories available upon request

Series 19 – Enclosures made of Stainless Steel

150 x 300 x 80 mm



Stainless Steel (AISI 304)

Part Number

Plain sides

3.190.0895.62

Assembly and machining services of your enclosures are available upon request. Drawings with additional dimensions can be furnished upon request.

We offer acid resistant AISI 316 Stainless Steel solutions upon demand.

Accessories

Part Number

Mounting plate, 2 mm thick, galvanized steel

3.190.0994.62

DIN Rail, DIN 35

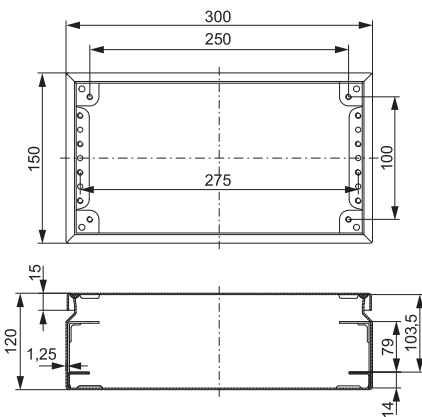
3.190.0568.92



Cover screws and seals as well as assembly screws and plugs are included.

Additional accessories available upon request

150 x 300 x 120 mm



Stainless Steel (AISI 304)

Part Number

Plain sides

3.190.0897.15

Assembly and machining services of your enclosures are available upon request. Drawings with additional dimensions can be furnished upon request.

We offer acid resistant AISI 316 Stainless Steel solutions upon demand.

Accessories

Part Number

Mounting plate, 2 mm thick, galvanized steel

3.190.0994.62

DIN Rail, DIN 35

3.190.0568.92

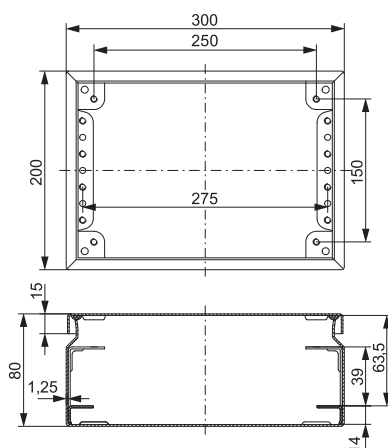


Cover screws and seals as well as assembly screws and plugs are included.

Additional accessories available upon request

Series 19 – Enclosures made of Stainless Steel

200 x 300 x 80 mm



Stainless Steel (AISI 304)

Part Number

Plain sides

3.190.0895.79

Assembly and machining services of your enclosures are available upon request. Drawings with additional dimensions can be furnished upon request.

We offer acid resistant AISI 316 Stainless Steel solutions upon demand.

Accessories

Part Number

Mounting plate, 2 mm thick, galvanized steel

3.190.0994.79

DIN Rail, DIN 35

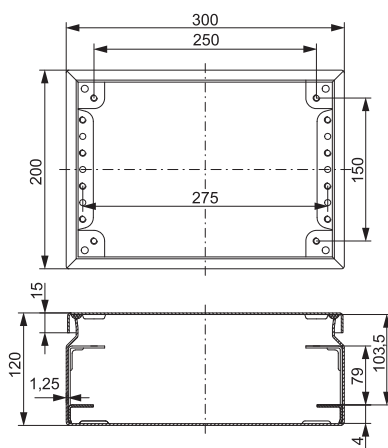
3.190.0568.92



Cover screws and seals as well as assembly screws and plugs are included.

Additional accessories available upon request

200 x 300 x 120 mm



Stainless Steel (AISI 304)

Part Number

Plain sides

3.190.0897.22

Assembly and machining services of your enclosures are available upon request. Drawings with additional dimensions can be furnished upon request.

We offer acid resistant AISI 316 Stainless Steel solutions upon demand.

Accessories

Part Number

Mounting plate, 2 mm thick, galvanized steel

3.190.0994.79

DIN Rail, DIN 35

3.190.0568.92

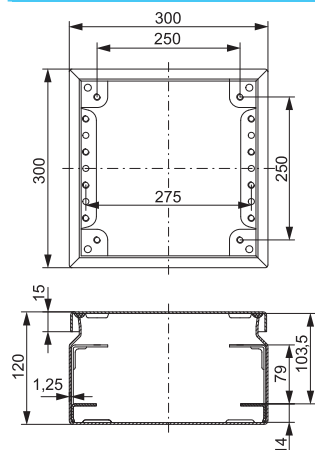


Cover screws and seals as well as assembly screws and plugs are included.

Additional accessories available upon request

Series 19 – Enclosures made of Stainless Steel

300 x 300 x 120 mm



Stainless Steel (AISI 304)

Part Number

Plain sides

3.190.0897.39

Assembly and machining services of your enclosures are available upon request.
Drawings with additional dimensions can be furnished upon request.

We offer acid resistant AISI 316 Stainless Steel solutions upon demand.

Accessories


Part Number

Mounting plate,
2 mm thick, galvanized steel

3.190.0574.79

DIN Rail, DIN 35

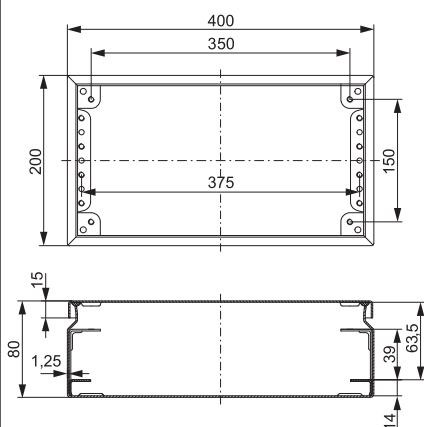
3.190.0568.92



Cover screws and seals as well as assembly screws and plugs are included.

Additional accessories available upon request

200 x 400 x 80 mm



Stainless Steel (AISI 304)

Part Number

Plain sides

3.190.0895.93

Assembly and machining services of your enclosures are available upon request.
Drawings with additional dimensions can be furnished upon request.

We offer acid resistant AISI 316 Stainless Steel solutions upon demand.

Accessories

Part Number

Mounting plate,
2 mm thick, galvanized steel

3.190.0994.86

DIN Rail, DIN 35

3.190.0569.08

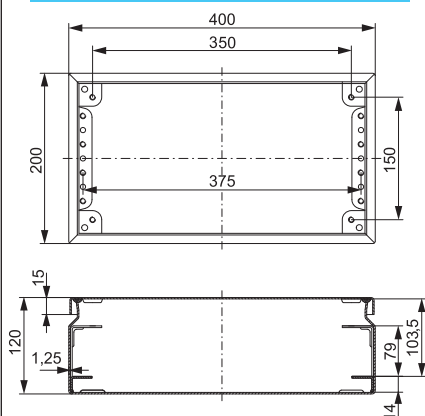


Cover screws and seals as well as assembly screws and plugs are included.

Additional accessories available upon request

Series 19 – Enclosures made of Stainless Steel

200 x 400 x 120 mm



Stainless Steel (AISI 304)

Part Number

Plain sides

3.190.0897.46

Assembly and machining services of your enclosures are available upon request.
Drawings with additional dimensions can be furnished upon request.

We offer acid resistant AISI 316 Stainless Steel solutions upon demand.

Accessories

Part Number

Mounting plate,
2 mm thick, galvanized steel

3.190.0994.86

DIN Rail, DIN 35

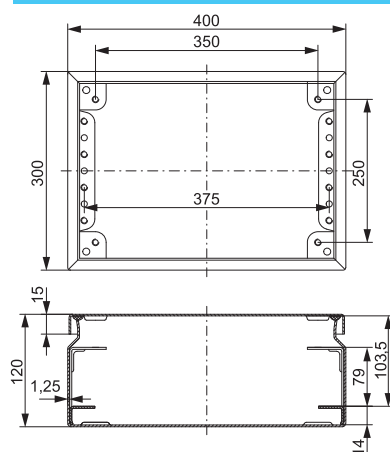
3.190.0569.08



Cover screws and seals as well as assembly screws and plugs are included.

Additional accessories available upon request

300 x 400 x 120 mm



Stainless Steel (AISI 304)

Part Number

Plain sides

3.190.0897.53

Assembly and machining services of your enclosures are available upon request.
Drawings with additional dimensions can be furnished upon request.

We offer acid resistant AISI 316 Stainless Steel solutions upon demand.

Accessories


Part Number

Mounting plate,
2 mm thick, galvanized steel

3.190.0994.93

DIN Rail, DIN 35

3.190.0569.08

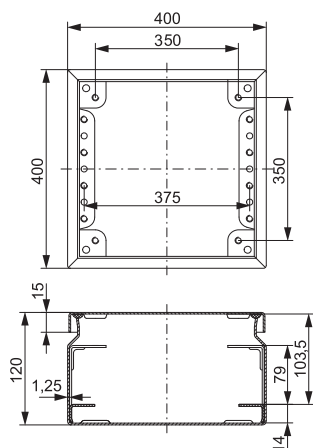


Cover screws and seals as well as assembly screws and plugs are included.

Additional accessories available upon request

Series 19 – Enclosures made of Stainless Steel

400 x 400 x 120 mm



Stainless Steel (AISI 304)

Part Number

Plain sides

3.190.0897.60

Assembly and machining services of your enclosures are available upon request.
Drawings with additional dimensions can be furnished upon request.

We offer acid resistant AISI 316 Stainless Steel solutions upon demand.

Accessories

Part Number

Mounting plate,
2 mm thick, galvanized steel

3.190.0575.16

DIN Rail, DIN 35

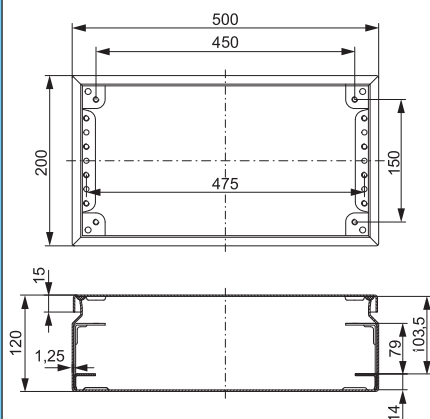
3.190.0569.08



Cover screws and seals as well as assembly screws and plugs are included.

Additional accessories available upon request

200 x 500 x 120 mm



Stainless Steel (AISI 304)

Part Number

Plain sides

3.190.0897.77

Assembly and machining services of your enclosures are available upon request.
Drawings with additional dimensions can be furnished upon request.

We offer acid resistant AISI 316 Stainless Steel solutions upon demand.

Accessories

Part Number

Mounting plate,
2 mm thick, galvanized steel

3.190.0995.09

DIN Rail, DIN 35

3.190.0569.15

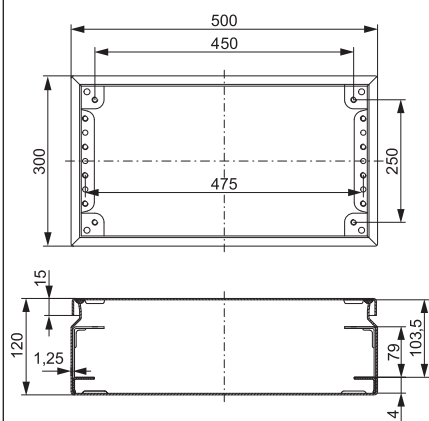


Cover screws and seals as well as assembly screws and plugs are included.

Additional accessories available upon request

Series 19 – Enclosures made of Stainless Steel

300 x 500 x 120 mm



Stainless Steel (AISI 304)

Part Number

Plain sides

3.190.0897.84

Assembly and machining services of your enclosures are available upon request. Drawings with additional dimensions can be furnished upon request.

We offer acid resistant AISI 316 Stainless Steel solutions upon demand.

Accessories

Part Number

Mounting plate,
2 mm thick, galvanized steel

3.190.0995.16

DIN Rail, DIN 35

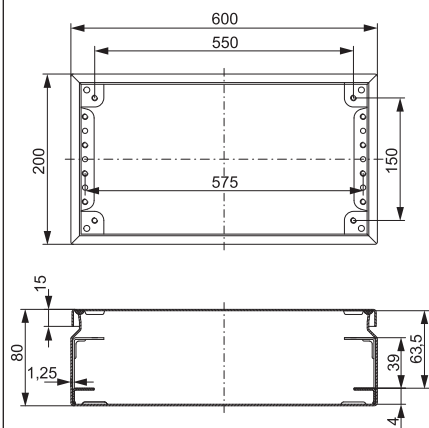
3.190.0569.15



Cover screws and seals as well as assembly screws and plugs are included.

Additional accessories available upon request

200 x 600 x 80 mm



Stainless Steel (AISI 304)

Part Number

Plain sides

3.190.0896.47

Assembly and machining services of your enclosures are available upon request. Drawings with additional dimensions can be furnished upon request.

We offer acid resistant AISI 316 Stainless Steel solutions upon demand.

Accessories

Part Number

Mounting plate,
2 mm thick, galvanized steel

3.190.0995.23

DIN Rail, DIN 35

3.190.0569.22

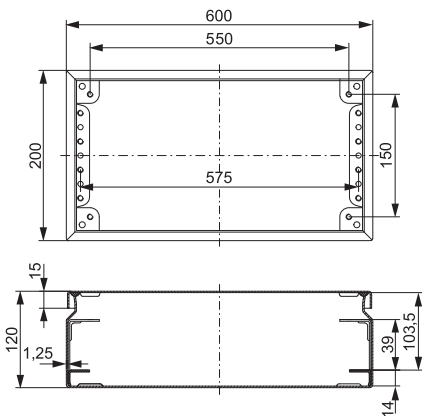


Cover screws and seals as well as assembly screws and plugs are included.

Additional accessories available upon request

Series 19 – Enclosures made of Stainless Steel

200 x 600 x 120 mm



Stainless Steel (AISI 304)

Part Number

Plain sides

3.190.0897.91

Assembly and machining services of your enclosures are available upon request.
Drawings with additional dimensions can be furnished upon request.

We offer acid resistant AISI 316 Stainless Steel solutions upon demand.

Accessories

Part Number

Mounting plate,
2 mm thick, galvanized steel

3.190.0995.23

DIN Rail, DIN 35

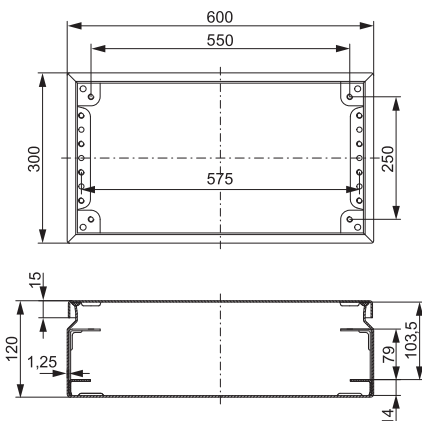
3.190.0569.22



Cover screws and seals as well as assembly screws and plugs are included.

Additional accessories available upon request

300 x 600 x 120 mm



Stainless Steel (AISI 304)

Part Number

Plain sides

3.190.0898.07

Assembly and machining services of your enclosures are available upon request.
Drawings with additional dimensions can be furnished upon request.

We offer acid resistant AISI 316 Stainless Steel solutions upon demand.

Accessories

Part Number

Mounting plate,
2 mm thick, galvanized steel

3.190.0995.30

DIN Rail, DIN 35

3.190.0569.22

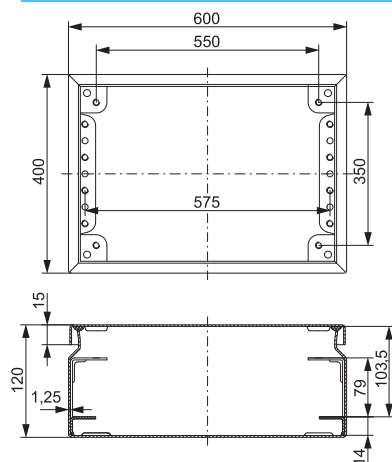


Cover screws and seals as well as assembly screws and plugs are included.

Additional accessories available upon request

Series 19 – Enclosures made of Stainless Steel

400 x 600 x 120 mm



Stainless Steel (AISI 304)

Part Number

Plain sides

3.190.0898.14

Assembly and machining services of your enclosures are available upon request.
Drawings with additional dimensions can be furnished upon request.

We offer acid resistant AISI 316 Stainless Steel solutions upon demand.

Accessories

Part Number

Mounting plate,
2 mm thick, galvanized steel

3.190.0995.47

DIN Rail, DIN 35

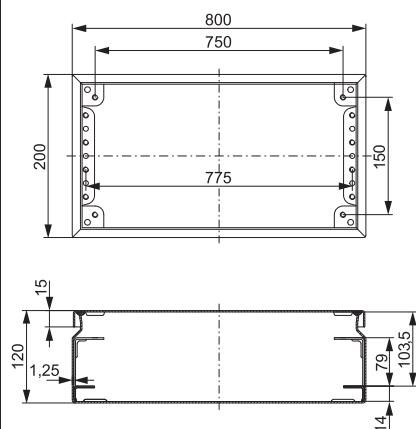
3.190.0569.22



Cover screws and seals as well as assembly screws and plugs are included.

Additional accessories available upon request

200 x 800 x 120 mm



Stainless Steel (AISI 304)

Part Number

Plain sides

3.190.0898.21

Assembly and machining services of your enclosures are available upon request.
Drawings with additional dimensions can be furnished upon request.

We offer acid resistant AISI 316 Stainless Steel solutions upon demand.

Accessories

Part Number

Mounting plate,
2 mm thick, galvanized steel

3.190.0995.54

DIN Rail, DIN 35

3.190.0569.39



Cover screws and seals as well as assembly screws and plugs are included.

Additional accessories available upon request

Series 19 – Enclosures made of Stainless Steel

400 x 800 x 120 mm



Stainless Steel (AISI 304)

Part Number

Plain sides

3.190.0898.38

Assembly and machining services of your enclosures are available upon request.
Drawings with additional dimensions can be furnished upon request.

We offer acid resistant AISI 316 Stainless Steel solutions upon demand.

Accessories

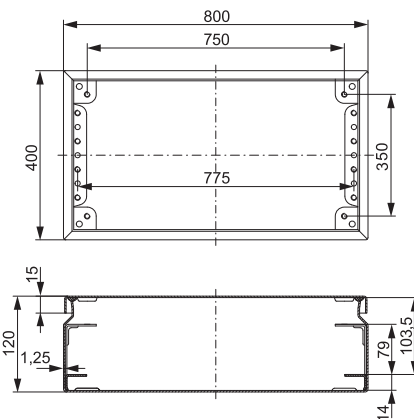
Part Number

Mounting plate,
2 mm thick, galvanized steel

3.190.0995.61

DIN Rail, DIN 35

3.190.0569.39



Cover screws and seals as well as assembly screws and plugs are included.

Additional accessories available upon request

Technical Information

- On the following pages you will find helpful technical information regarding the selected materials to help you make the best choice for your enclosure.
- If you have any questions, please contact our sales team at :

info.et@hummel.com



Characteristics of materials used

	Weak acid	Concentrated acid	Weak caustic solution	Concentrated caustic solution	Alcohol	Gasoline	Benzol	Mineral oil	Diesel	Ammonia	Vegetable fat	Animal fat	Free of halogen, heavy metal, PVC and silicone	Flame resistant per VDE 0471 / EN 60695 / UL 94	Max. ambient temperature (short term expose 1 hr. max)	Max. ambient temperature (continuous exposure)
ABS, Impact resistant	○	/	●	●	●	/	/	○	/	●	○	○	yes	960 °C / V-2	+80 °C	-40 °C – +70 °C
Polycarbonate, Fiberglass reinforced	○	/	/	/	●	●	/	●	○	/	●	●	yes	960 °C / V-2	+130 °C	-35 °C – +120 °C
Polycarbonate, transparent	○	/	/	/	○	○	/	●	○	/	●	●	yes	850 °C / V-2	+130 °C	-35 °C – +120 °C
Polyethylene	●	●	●	●	●	○	/	○	○	●	●	●	yes	650 °C / V-2	+100 °C	-40 °C – +70 °C
Polypropylene	●	○	●	○	●	○	○	●	○	●	●	●	yes	960 °C / V-2	+120 °C	-30 °C – +100 °C
Polypropylene, Halogen free	●	○	●	○	●	○	○	●	○	●	●	●	yes	960 °C / V-2	+120 °C	-30 °C – +100 °C
Polypropylene Copolymer	●	○	●	○	●	○	○	○	●	●	●	●	yes	650 °C / HB	+120 °C	-30 °C – +100 °C
Polyurethane	○	○	○	○	○	○	○	●	○	○	●	●	yes	650 °C / -	+110 °C	-35 °C – +80 °C
Aluminium AL 12 Si	●	○	●	●	○	●	/	●	●	●	○	○	yes	-	+130 °C	-40 °C – +100 °C
Polyester, Fiberglass reinforced	○	/	○	/	●	●	●	●	●	●	●	●	yes	960 °C / V-0	+120 °C	-40 °C – +100 °C
Polyamide (Nylon) 6, Fiberglass reinforced	●	○	●	●	●	●	○	●	●	●	○	○	yes	750 °C / HB	+200 °C	-30 °C – +100 °C
Thermoplastic Elastomer	●	○	●	○	●	○	○	○	○	○	●	●	yes	750 °C / HB	+110 °C	-30 °C – +80 °C

● compatible ○ limited compatibility / incompatible

	Polycarbonate	ABS	Polyester	Aluminium	Stainless steel AISI 304	Stainless steel AISI 316	Powder Coated Steel
Outdoors	★★★★	★★	★★★★	★★★★	★★★★	★★★★	★★★★
Indoors	★★★★	★★★★	★★★★	★★★★	★★★★	★★★★	★★★★
Cost	★★★★	★★★★	★★	★★	●	●	★★
Light weight	★★★★	★★★★	★★	●	●	●	●
High stiffness	★★	★★	★★★★	★★★★	★★★★	★★★★	★★★★
Impact resistance	★★★★	★★	★★★★	★★★★	★★★★	★★★★	★★★★
UV resistance	★★★★	●	★★★★	★★★★	★★★★	★★★★	★★★★
Temperature range	★★★★	★★	★★★★	★★★★	★★★★	★★★★	★★★★
Easy of machining	★★★★	★★★★	●	●	●	●	★★
Insulation resistance	★★★★	★★★★	★★★★	K/A	K/A	K/A	K/A
Flame proof	★★★★	●	●	★★★★	★★★★	★★★★	★★★★
Resistant to Solvents	●	●	★★★★	★★★★	★★★★	★★★★	●
Resistant to Gasoline	★★	●	★★★★	★★★★	★★★★	★★★★	●
Resistant to Hydraulic Fluids	★★★★	★★★★	★★★★	★★★★	★★★★	★★★★	★★
Resistant to Alcohol	★★★★	★★	★★★★	★★★★	★★★★	★★★★	★★
Resistant to Alkalies	★★	★★★★	★★★★	●	★★★★	★★★★	●
Resistant to Acids	★★	★★	★★	●	★★★★	★★★★	●

★★★★ Excellent

★★★★ / ★★★ Good

★★ Mediocre

● Bad

K/A not available

Material selection chart: optimized for your application

Polycarbonate (PC)	
+ High impact resistance	- Because of the fibreglass used, achieving the correct color shade maybe difficult
+ High degree of protection	
+ Light weight	
+ Good resistance to chemicals	
+ Wide temperature range	
+ Self-extinguishing	
+ Easily machined using standard tools	
+ Excellent insulation properties	
+ Also suitable for outdoor use	
+ Also available with clear cover	

Aluminium (AL)	
+ Lighter than steel	- Restricted max. Size
+ High impact resistance	
+ Good resistance against solvents	
+ Wide temperature resistance range	
+ a good corrosion resistance by overcoating	

Powder Coated Steel (DC01 AM)	
+ High impact resistance	- Corrosion risk
+ High degree of protection	
+ Easy to customize; special dimensions possible	

Acryl-Butadiene-Styrene (ABS)	
+ Cost-effective	- Lower impact resistance than that of polycarbonate
+ Light weight	- Narrower temperature-resistance range than polycarbonate
+ Good chemical resistance	- Low UV radiation resistance
+ Easy to machine using standard tools	- Not suitable for outdoor use
	- Not self-extinguishing

Stainless Steel (AISI 304)	
+ High impact resistance	- Customizing more difficult than with painted steel
+ High degree of protection	
+ Excellent corrosion resistance	
+ Excellent resistance to UV radiation	
+ Suitable for outdoor use; canopy for rain is recommended	
+ Suitable for industrial environments	
+ Excellent suitability for e.g. the food industry	

Polyester (GRP, glass-reinforced-polyester)	
+ Excellent temperature resistance	- Machining problematic
+ Excellent impact resistance	- Non-recyclable material
+ Good corrosion resistance	
+ Good resistance against solvents	
+ Suitability for highly demanding industrial environments	

Acid-Proof Steel (AISI 316)	
As AISI 304, also:	- Customizing more difficult than with painted steel
+ Extremely high resistance to corrosion	
+ Excellent suitability for off-shore industry	
+ Excellent suitability for paper industry	

Protection (IP) Ratings per EN 60529 / DIN VDE 0470-1

International Protection, EN 60529												
1. Code		2. Code	Penetration of water	Non-protected	protection against drip water (oder dripping water)	Protected against vertically falling water drops when device is tilted up to 15°	Water sprayed at an angle up to 60° on either side of the vertical shall have no harmful effects	Water splashed from any direction shall have no harmful effects	Water projected in jets from any direction shall have no harmful effects	Water projected in powerful jets from any direction shall have no harmful effects	protection against temporary submersion	protection against permanent submersion
Protection against human access to hazardous parts	Protection of equipment against penetration of solid foreign objects			IP ×0	IP ×1	IP ×2	IP ×3	IP ×4	IP ×5	IP ×6	IP ×7	IP ×8
Non-protected	Non-protected	IP 0×		IP 00								
Protected against access to hazardous parts with the back of the hand	Protected against solid foreign objects larger in diameter than 50 mm	IP 1×		IP 10	IP 11	IP 12						
Protected against access to hazardous parts with a finger	Protected against solid foreign object larger in diameter than 12,5 mm	IP 2×		IP 20	IP 21	IP 22	IP 23					
Protected against access to hazardous parts with a tool larger in diameter than 25 mm	Protected against solid foreign objects larger in diameter than 2,5 mm	IP 3×		IP 30	IP 31	IP 32	IP 33	IP 34				
Protected against access to hazardous parts with a wire larger in diameter than 1,0mm	Protected against solid foreign objects larger in diameter than 1 mm	IP 4×		IP 40	IP 41	IP 42	IP 43	IP 44				
Protected against access to hazardous parts with a wire larger in diameter than 1,0mm	Prevents penetration of dust sufficient to cause damage inside the equipment.	IP 5×		IP 50				IP 54	IP 55			
Protected against access to hazardous parts with a wire larger in diameter than 1,0mm	Dust proof	IP 6×		IP 60					IP 65	IP 66	IP 67	IP 68

IK-marking, EN 50102

IK-marking consists of **2 codes** (Bsp. IK 06).

2 codes oder references

degree of protection against mechanical wear & tear.

	h (cm)	Impact energy (J)
01	7,5	0,15
02	10	0,20
03	17,5	0,35
04	25	0,50
05	35	0,70
06	20	1
07	40	2
08	29,5	5
09	20	10
10	40	20

Limited Liability

Products, design, colors and dimensions are subject to change without prior notice. We reserve the right to make technical improvements on all our products, currently ordered or for future orders. It is the user's responsibility to verify all dimensions and technical data. HUMMEL Electrotechnik will assume no liability regarding information provided to the user by published literature or inside technical staff, its distributors and outside sales personnel. Errors in the catalog can occur and shall not create any liability whatsoever for HUMMEL. All information provided by HUMMEL is without guarantee and must be verified by the user.

NEMA rating

NEMA Rating	IP-class	Indoor	Outdoor	In- and Outdoor	Protection against:
NEMA 1	IP 23	■			Falling dirt and moisture
NEMA 2	IP 30	■			Splashing water and dirt
NEMA 3	IP 64		■		Wind carried dust, rain and hail
NEMA 3R	IP 32		■		Rain and hail
NEMA 3S	IP 64		■		As 3, outdoor equipment under ice load
NEMA 4	IP 66			■	As 3, protection against water spray, ice accumulation
NEMA 4x	IP 66			■	As 4, corrosion resistant
NEMA 6	IP 66 – 68			■	As 6P, ice accumulation corrosion resistant
NEMA 6P	IP 67 – 68			■	Submersed in water for a specified time and depth
NEMA 12, 12K	IP 65	■			Dirt / non-corrosive drops of liquid
NEMA 13	IP 65	■			Same as 12, oils and non-corrosive coolant

NEMA (National Electrical Manufacturers' Association) is a cooperative organization for the American electrical industry. The NEMA specifications and testing methods are used by Underwriters Laboratories (UL) for testing and classification of enclosures. The table above gives a comparison of the NEMA classification and the nearest corresponding IP rating.

Approvals available on request

	Series 10	Series 11	Series 12	Series 13	Series 14	Series 15	Series 17	Series 18	Series 19
Material	PC	PC ABS	PC ABS	PC ABS	PC	AL	GRP	ST	ES
SGS FIMO EN 62208	■	■	■	■	■				■
UL	■	■	■	■	■				
cUL	■	■	■	■	■				
GOST R	■	■	■	■	■			■	■
Germanischer Lloyd	■	■	■	■	■	■	■	■	■

FAQ's



■ **Why are both PC and polyester enclosures fibre glass reinforced?**

Because this gives the enclosures more rigidity and resistance to impact.

■ **Which enclosure materials are available as explosion protected?**

Ex-enclosures can be made of aluminium and polyester.

■ **When are thru-holes and when are thread-holes machined?**

An important criterion is the wall thickness of the enclosure; thin-walled enclosures are bored, holes in thicker walled enclosures can be tapped. A tapped hole is more complicated to manufacture than a bore-hole.

■ **Why can PC enclosures be pre-stamped but not ABS?**

ABS is too brittle, and the pre-stamping process would break the enclosure.

■ **Why are the accessories for Series 13 and 14 identical (except for the flange)?**

Because Series 13 and 14 are built the same. The only differences are the additional pre-installed hinges and quick release latches closures in Series 14.

■ **What certification do our enclosures have?**

On request, enclosures with special approval, such as e.g.: CE, UL (USA), PCT, GL (Germanischer Lloyd), ATEX are available.

■ **What is included in delivery for a PC and ABS enclosure?**

Included are the cover and the lower body, all the cover screws with cover plugs as well as 4 mounting bolts for fastening to a DIN-rail or a mounting plate.

■ **Is it possible to order transparent covers for all plastic models?**

Yes, we can provide transparent covers for models in PC and ABS. However, they are always made of PC because it is not possible to produce them in ABS. An ABS enclosure with a transparent cover is therefore more expensive than an ABS enclosure with a grey (ABS) cover.

■ **Can HUMMEL provide coloured PC and ABS enclosures?**

To achieve a specific colour match we can achieved this by adding granulate of another colour. The quality will not be affected. Due to additional costs involved it make economic sense to apply a minimum quantity of 1,500 pieces.

We do not recommend that varnish is applied to Polycarbonate or ABS. The smooth surface effects the colour matching.

■ **What are the reasons for the relatively high difference in cost between Series 11 and 12 compared to Series 13 and 14?**

Series 13 and 14 are high-quality, heavy enclosures. More material is used and the wall thickness is about 5mm. The wall thickness of Series 11 and 12 is only about 3mm.

■ **Series 13 and 14 come with a extension frame. If a frame is mounted, does this affect the IP protection?**

No, the 66/67 IP protection remains the same, because the frame has a sealing gasket.

■ **How many extension frames can be built in, by enclosures of the series 13 and 14?**

After tests by our technical department, it is recommended not to build in more than 7 or 8 frames, otherwise the enclosure loses stability.

■ **Does HUMMEL have lockable enclosures in its assortment?**

In our standard range we do not have any lockable enclosures. In the Series 14 it is possible to attach a padlock to the quick-release fastener to prevent access to the enclosure. A suitable padlock has already been looked out by our technical department and can be supplied.

■ **Can aluminium enclosures be supplied in other RAL colours?**

Yes, we will be pleased to supply the enclosure in the colour you choose.

■ **Is the gasket supplied already fitted in plain aluminium enclosures?**

Normally, plain enclosures are supplied with the gasket and cover screws loose.

■ **Why do our ABS and PC have an IP protection of 66 and 67?**

The last figures refer to the protection against water. Between 66 and 67, the protection does not increase, but describes two different things. The second 6 stands for the protection against strong jets of water from all directions. The second 7 stands for protection against water penetrating the enclosure when immersed. Our enclosures are protected both against strong jets of water and temporary immersion and thus have IP 66 and 67.

Page Finder

Article	Size	Page	Article	Size	Page	Article	Size	Page
Series 10 – Solar^{PLUS} Enclosure in Polycarbonate (PC)								
	175 x 175 x 75	14		300 x 300 x 187	57		200 x 600 x 80	95
	175 x 175 x 100	14		300 x 400 x 132	58		200 x 600 x 120	96
				300 x 400 x 187	58		300 x 600 x 120	96
				300 x 600 x 132	59		400 x 600 x 120	97
				300 x 600 x 187	59		200 x 800 x 120	97
				400 x 400 x 132	60		400 x 800 x 120	98
				400 x 400 x 187	60			
				400 x 600 x 132	61			
				400 x 600 x 187	61			
Series 11 – small Enclosures made of PC / ABS			Series 15 – Aluminium Enclosures			Series 19 – Enclosures made of Stainless Steel		
	53 x 55 x 36	16		45 x 50 x 30	66		150 x 150 x 80	100
	53 x 65 x 36	16		64 x 58 x 36	66		150 x 150 x 120	100
	80 x 82 x 56	17		64 x 98 x 36	67		200 x 200 x 80	101
	80 x 82 x 86	17		64 x 150 x 36	67		200 x 200 x 120	101
	80 x 120 x 56	18		80 x 75 x 57	68		150 x 300 x 80	102
	80 x 120 x 86	18		80 x 125 x 57	68		150 x 300 x 120	102
	80 x 160 x 56	19		80 x 175 x 57	69		200 x 300 x 80	103
	80 x 160 x 86	19		80 x 250 x 57	69		200 x 300 x 120	103
	120 x 122 x 56	20		120 x 122 x 90	70		300 x 300 x 120	104
	120 x 122 x 86	20		122 x 220 x 90	70		200 x 400 x 80	104
	120 x 160 x 91	21		120 x 360 x 90	71		200 x 400 x 120	105
	120 x 200 x 86	21		160 x 160 x 90	71		300 x 400 x 120	105
	150 x 200 x 76	22		160 x 260 x 90	72		400 x 400 x 120	106
	160 x 240 x 91	22		160 x 360 x 90	72		200 x 500 x 120	106
	160 x 240 x 121	23		160 x 560 x 90	73		300 x 500 x 120	107
	230 x 300 x 86	23		230 x 200 x 110	73		200 x 600 x 80	107
	230 x 300 x 111	24		230 x 200 x 180	74		200 x 600 x 120	108
				230 x 280 x 110	74		300 x 600 x 120	108
				230 x 330 x 110	75		400 x 600 x 120	109
				230 x 330 x 180	75		200 x 800 x 120	109
				230 x 400 x 110	76		400 x 800 x 120	110
				230 x 600 x 110	76			
				310 x 402 x 110	77			
				310 x 402 x 180	77			
				310 x 600 x 110	78			
				310 x 600 x 180	78			
Series 12 – mid size Enclosures made of PC / ABS			Series 17 – Enclosures made of Polyester					
	75 x 125 x 75	28		75 x 80 x 55	80			
	75 x 125 x 100	28		75 x 110 x 55	80			
	75 x 125 x 125	29		75 x 160 x 55	81			
	125 x 125 x 75	29		75 x 190 x 55	81			
	125 x 125 x 100	30		120 x 122 x 90	82			
	125 x 125 x 125	30		120 x 220 x 90	82			
	125 x 175 x 75	31		160 x 160 x 91	83			
	125 x 175 x 100	31		160 x 260 x 91	83			
	125 x 175 x 125	32		160 x 360 x 91	84			
	125 x 175 x 150	32		160 x 560 x 91	84			
	175 x 175 x 75	33		250 x 255 x 120	85			
	175 x 175 x 100	33		250 x 400 x 120	85			
	175 x 175 x 125	34		405 x 400 x 120	86			
	175 x 175 x 150	34						
	175 x 250 x 75	35						
	175 x 250 x 100	35						
	175 x 250 x 150	36						
Series 13 – large Enclosures made of PC / ABS			Series 18 – Enclosures made of Steel					
	200 x 200 x 132	40		150 x 150 x 80	88			
	200 x 200 x 187	40		150 x 150 x 120	88			
	200 x 300 x 132	41		200 x 200 x 80	89			
	200 x 300 x 187	41		200 x 200 x 120	89			
	200 x 400 x 132	42		150 x 300 x 80	90			
	200 x 400 x 187	42		150 x 300 x 120	90			
	300 x 300 x 132	43		200 x 300 x 80	91			
	300 x 300 x 187	43		200 x 300 x 120	91			
	300 x 400 x 132	44		300 x 300 x 120	92			
	300 x 400 x 187	44		200 x 400 x 80	92			
	300 x 600 x 132	45		200 x 400 x 120	93			
	300 x 600 x 187	45		300 x 400 x 120	93			
	400 x 400 x 132	46		400 x 400 x 120	94			
	400 x 400 x 187	46		200 x 500 x 120	94			
	400 x 600 x 132	47		300 x 500 x 120	95			
	400 x 600 x 187	47						
Series 14 – wall mounted Enclosures made of PC								
	200 x 200 x 132	54						
	200 x 200 x 187	54						
	200 x 300 x 132	55						
	200 x 300 x 187	55						
	200 x 400 x 132	56						
	200 x 400 x 187	56						
	300 x 300 x 132	57						

Europe

HUMMEL France

HUMMEL s.a.r.l.
4, rue des fleurs
68190 Ungersheim / France

Tel. +33 (0) 3 89 / 55 37 20
Fax +33 (0) 3 89 / 53 80 27
E-Mail info.fr@hummel.com
www.hummel.com

HUMMEL UK

HUMMEL UK Limited
Office 3, Momentum House
Enterprise Way, Lowton St Marys,
Warrington, Cheshire, WA3 2BP
United Kingdom

Tel. +44 (0) 19 42 / 60 56 95
Fax +44 (0) 19 42 / 26 93 24
E-Mail info.uk@hummel.com
www.hummel.com

HUMMEL Italy

HUMMEL s.r.l.
Via Valdellatorre 182
10091 Alpignano (Torino) / Italy

Tel. +39 / (0) 11 / 9 68 26 38
Fax +39 / (0) 11 / 9 78 55 50
E-Mail info.it@hummel.com
www.hummel.com

HUMMEL Poland

HUMMEL Sales Office Poland
Al. 23 Stycznia 26 lok. 20
86-300 Grudziadz/Polen

Tel. +48 (662) 38 27 99
Fax +48 (56) 643 00 11
E-Mail info.pl@hummel.com
www.hummel.com

HUMMEL Russia

OOO HUMMEL
Retschnikow 21, Strojenije 1
115142 Moskau / Russia

Tel. +7 / 499 / 7 82-40 75
Fax +7 / 499 / 6 14-67 40
E-Mail info@hummel-russia.ru
www.hummel-russia.ru

HUMMEL Skandivavia

HUMMEL Connector Systems AB
Oxtorgsgatan 3
55317 Jönköping / Sweden

Tel. +46 (0) 73 / 800 12 00
E-Mail info.se@hummel.com
www.hummel.com

HUMMEL Hungary

HUMMEL Ungarn Kft.
Kőrösi út 49.
2360 Gyál / Hungary

Tel. +36 / 29 54 06 33
Fax +36 / 29 54 06 35
E-Mail info.hcs.hu@hummel.com
www.hummel.com

Asia

HUMMEL Azerbaijan

HUMMEL Sales Office Azerbaijan
Jafar Khandan str. 3, ap. 25
AZ 1130 Baku / Azerbaijan

Tel. +994 12 569 1575
Mobil +994 50 349 6390
E-Mail info.az@hummel.com
www.hummel.com

HUMMEL China

HUMMEL Connector Systems (Shanghai) Co., Ltd.
Room 1701 Central Plaza
No.227 Huang Pi (N) Road
200003 Shanghai / P.R. China

Tel. +86 / 21 63 75 85-51
Fax +86 / 21 63 75 85-53
E-Mail info.hcs.cn@hummel.com
www.hummel.com

HUMMEL India

HUMMEL Connector Systems Pvt. Ltd.
1211, Surya Kiran Building, 19,
Kasturba Gandhi Marg
110001 New Delhi/India

Tel. +91/11/ 430075-21/- 23
Fax +91/11/430075-22
E-Mail info.in@hummel.com
www.hummel.com

HUMMEL Kazakhstan

HUMMEL Sales Office Kasachstan
Turksibskij rayon, Mikrorayon Zhuldyz-1,
dom 6, kwartira 19
050049 Almaty / Kasachstan

Tel. +7 701 7262004
E-Mail info.kz@hummel.com
www.hummel.com

HUMMEL South Korea

HUMMEL AG Korea Branch
#628 Ssangyong Platinum River,
432-10 Cheonho-dong, Gangdong-gu,
Seoul, 134-020 Korea

Tel. +82 (0) 2 470 2762
Fax +82 (0) 2 470 2763
E-Mail info.kr@hummel.com
www.hummel.com

South America

HUMMEL Brazil

HUMMEL Connector Systems Ltda.
Rua Derville Gabriel Pereira, 280
Barro Preto – Centro Empresarial Tatui I
CEP 18280-614 - Tatui / SP / Brazil

Tel. +55 (15) 33 22-7000
Fax +55 (15) 33 22-7026
E-Mail vendas@hummel.com.br
www.hummel.com.br

HUMMEL Divisions

Electro Technology

Touchpanels - Solutions - Custom fabrication of Enclosures
Industrial Enclosures - Cable Glands - Cable Protection - Circular Connectors



Electronic

Operator Panels - Frontsheets and Keyboards - Battery Chargers
Cable Assembly - Sensors - Controls - Systems Solutions - Temperature Controllers



Heating Equipment

Solar Heating - Valves and Fittings - Compression Fittings
Heat Pumps - Thermostatic Heads



Customised

Parts made of Metal and Nylon



www.hummel.com

HUMMEL AG

Division ET
Lise-Meitner-Straße 2
79211 Denzlingen
Germany

Tel. +49 (0)76 66 / 9 11 10-0
Fax +49 (0)76 66 / 9 11 10-20
E-Mail info.et@hummel.com

HUMMEL AG

Lise-Meitner-Straße 2
79211 Denzlingen
Germany
www.hummel.com

