


A PERFECT ALLIANCE.



NEW PRODUCTS CIRCULAR CONNECTORS

Benefit from top performance for
your specific requirements!

HERMETIC SEALING
HIGH VOLTAGE
TOUCH PROOF
BIOCOMPATIBILITY
STERILIZATION



CIRCULAR CONNECTORS

MODULAR CONNECTORS

ELECTRICAL CONTACTS

www.odu-connectors.com

HERMETIC SEALING – NEW ODU MINI-SNAP® RECEPTACLES

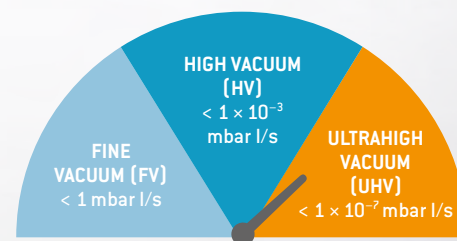
The requirements for the sealing of electrical transmission interfaces are strongly growing. They have increased from general dust and water tightness (IP rating) in industrial applications to high-pressure tightness under water to now almost complete – **hermetic sealing**.

LEVELS OF SEALING REQUIREMENTS



HERMETIC SEALING

Hermetic sealing is required for example when a vacuum needs to be created in an enclosed area. IEC 60068 distinguishes between three quality levels of hermetic sealing: fine, high and ultra-high vacuums.



+ GLASS POTTING

tested helium leakage rate
 $< 1 \times 10^{-9} \text{ mbar l/s}$

+ PLUG COMPATIBLE WITH ODU MINI-SNAP® SERIES L

+ DATA TRANSMISSION

USB® 2.0¹, HDMI® 2.0¹, Ethernet¹



> 500 AUTOCLAVING CYCLES

5,000 MATING CYCLES

TEMPERATURE RANGE
-20 °C to +120 °C

TERMINATION TECHNOLOGY
Print

RECEPTACLE

Rear panel installation (screwtype)



ULTRA “CLEAN” – HIGH-SPEED

Hermetic sealing means equipment, rooms, production systems etc. are completely protected from the ingress of even the smallest contaminants on a molecular level. With its new series of receptacles, ODU raises the bar in this field. Thanks to glass potting, they not only meet the demanding requirements of UHV-suitable interfaces, but also comply with another major customer requirement – high-performance data transfer.

ODU MINI-SNAP® Part number

G80L0Q-
PU5RF00-00V0

G80L0Q-
PU5QF00-00V0

G81L0Q-
PD8RC00-00V0

G81L0Q-
PD8QC00-00V0

G82L0Q-
P16RC00-00V0

G82L0Q-
P16QC00-00V0

Ø Panel cut-out	9.1 mm + 0.1	9.1 mm + 0.1	12.1 mm + 0.1	9.1 mm + 0.1	15.1 mm + 0.1	15.1 mm + 0.1
Number of contacts	5	5	8	8	16	16
Contact style	pin	socket	pin	socket	pin	socket
He leakage rate according to IEC 60068-2-17QK (F)	tested at $< 1 \times 10^{-9}$ mbar l/s					
Insulator material	glass + PEEK					
Data transfer protocol	USB® 2.0 ¹	USB® 2.0 ¹	Ethernet (CAT 5) ¹	Ethernet (CAT 5) ¹	HDMI® 2.0 ¹	HDMI® 2.0 ¹
Data transfer rate	480 Mbit/s	480 Mbit/s	1 Gbit/s	1 Gbit/s	14,4 Gbit/s	14,4 Gbit/s
Nominal current	1.8 A	1.8 A	1.6 A	1.6 A	1.1 A	1.1 A
Nominal voltage acc. to IEC 60664	10 V AC	7.5 V AC	32 V AC	32 V AC	32 V AC	32 V AC

INDUSTRIAL

a. o. semiconductor
production equipment

MEDICAL

a. o. high-end
endoscopes

TEST AND MEASUREMENT

a. o. vacuum sensors



¹ These ODU specific connectors can transmit common data transmission protocols such as USB® 2.0, Ethernet (CAT 5) and HDMI® 2.0, but they are not USB®, Ethernet (CAT 5)- and HDMI®-standard connectors.

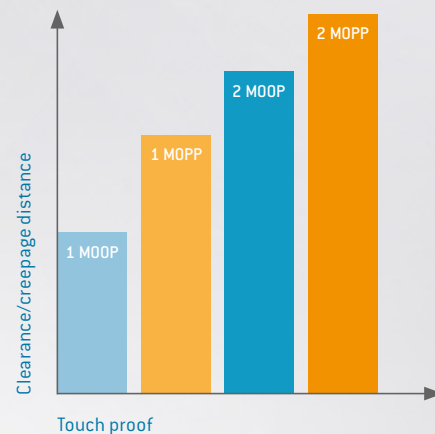
IEC 60601-1 COMPLIANT ODU MEDI-SNAP® SOLUTIONS

Maximum patient and operator protection

The medical standard IEC 60601-1 specifies the strictest requirements for contact protection of medical devices and their components to guarantee maximum protection against electric shock for both patients and operators. To keep the risk as low as possible, the standard specifies means of protection (MOP) for medical electric devices and systems that are divided into two categories:

- Means of patient protection (MOPP)
- Means of operator protection (MOOP)

Classification	Insulation	Creepage/ clearance distance	Creepage distance extension
1 MOOP	1,500 V AC	2.5 mm / 2.0 mm	Basic
2 MOOP	3,000 V AC	5.0 mm / 4.0 mm	Double
1 MOPP	1,500 V AC	4.0 mm / 2.5 mm	Basic
2 MOPP	4,000 V AC	8.0 mm / 5.0 mm	Double



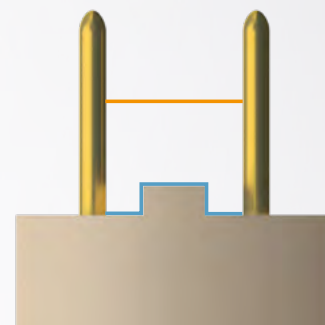
Working voltage: 250 V AC, pollution degree 2: The information refers to plugs in mated condition.

THE ODU CONCEPT: IMPLEMENTATION IN CONFORMANCE WITH IEC 60601-1

The IEC 60601-1 standard requires that medical electrical devices and systems must always feature two integrated protection measures against electric shock, both for patients and for operators (2 MOPP or 2 MOOP).

In other words, if one protection fails, the other one replaces it!

To ensure this, either two different or two times the same protective measure(s) can be implemented on two separate components (e.g. power supply and connector). In order for circular connectors to achieve protection level 2 MOPP (patient protection) or 2 MOOP (operator protection), the clearance and creepage distances between the contacts must be increased.



— Clearance distance
— Creepage distance

FIRST-ORDER CRITERION SELECTION OF SPECIAL HOUSINGS

Achieving the necessary protection is based on the style of the receptacle or in-line receptacle. The mating connector is not relevant in this scenario.

Thicker front nuts on selected styles of receptacles produce a longer insulation distance and simultaneously ensure that patients and operators cannot easily touch the contacts.

THICKER
FRONT NUT



2 MOPP				2 MOPP
	G 4 Size 1		G E Size 1	
	G 4 Size 2		G A Size 1	
	G 9 Size 1		G 1 Size 1	
	K 1 Size 1		G 5 Size 1	
	K 2 Size 1		G 8 Size 1	
			G 5 Size 2	
			G 1 Size 2	

1 MOPP

The information refers to plugs in mated condition.

SECOND-ORDER CRITERION SELECTION OF SPECIAL PIN LAYOUTS

Achieving the necessary protection is based on the adjustment of the insulator. The style of the receptacle or in-line receptacle is not relevant in this scenario.

Adjustment of the insulator with additional domes, an asymmetrical arrangement of the pins and insulating sleeves can increase the original protection class from 1 MOPP/1 MOPP to 2 MOPP/2 MOPP.



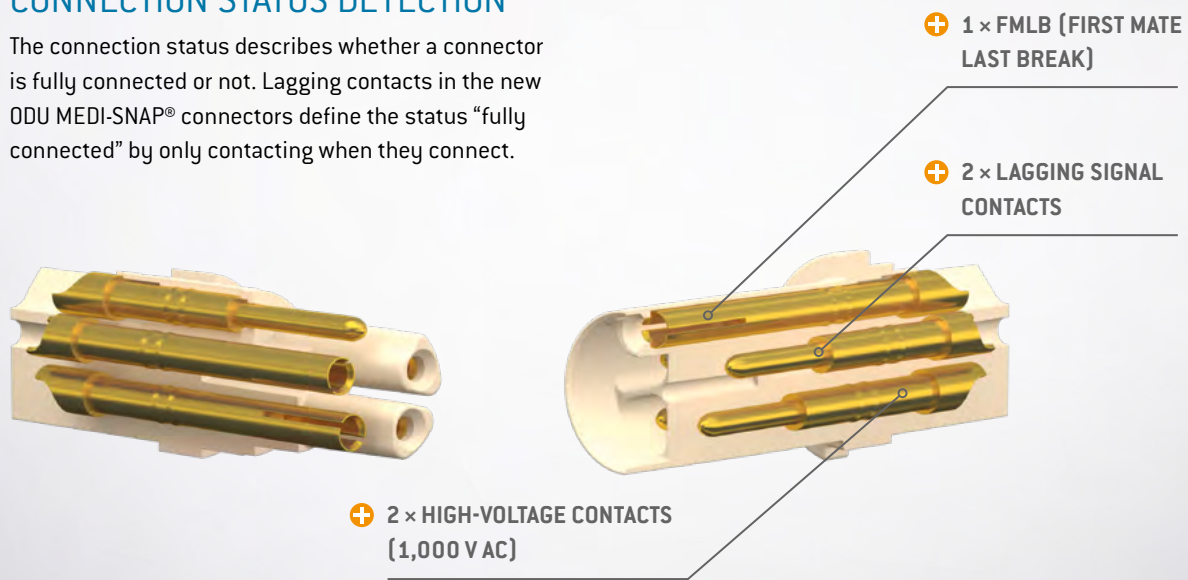
THE POWER-HOUSE – ODU MEDI-SNAP®

All new, high-voltage inserts for the ODU MEDI-SNAP® are enabling the reliable transmission of up to 1,000 V AC acc. to IEC 60664. Further they are capable of preventing “hot plugging” by featuring a special pin-layout design with lagging contacts in the smallest possible installation space.

UP TO
1,000 V AC

CONNECTION STATUS DETECTION

The connection status describes whether a connector is fully connected or not. Lagging contacts in the new ODU MEDI-SNAP® connectors define the status “fully connected” by only contacting when they connect.



+ MATING STATUS RECOGNITION

+ NOMINAL VOLTAGE
up to 1,000 V AC

+ DAISY-CHAIN CAPABILITY

+ TOUCH PROOF
according to IEC 60664-1

TERMINATION TECHNOLOGY
soldering

2,000 MATING CYCLES

IP50 OR IP64

POLLUTION DEGREE 3





VARIOUS HOUSING TYPES



AVOIDANCE OF “HOT-PLUGGING” IN THE ODU MEDI-SNAP®

Corresponding switching units in the device can use the clear identification of the connection status. This can be used to switch the power on or off in a targeted way. This means that electric voltage is only applied at the interface when the connection has been fully and correctly established. This rules out both mating and demating connectors under load and therefore also prevents a resulting damage. It also ensures the long-term functional reliability of the interface itself as well as the connected device.

ODU MEDI-SNAP®

Type	Connector	Receptacle	Connector	Receptacle
Number of contacts	2 (HV) + 2 (signal, lagging) + 1 (FMLB) 	2 (HV) + 2 (signal) + 1 (FMLB) 	2 (HV) + 2 (signal) + 1 (FMLB) 	2 (HV) + 2 (signal, lagging) + 1 (FMLB) 
Contact style	4 × pin + 1 × socket	4 × socket + 1 × pin	4 × socket + 1 × pin	4 × pin + 1 × socket
Nominal voltage acc. to IEC 60664-1	up to 1,000 V AC (HV contacts)	up to 1,000 V AC (HV contacts)	up to 1,000 V AC (HV contacts)	up to 1,000 V AC (HV contacts)
Nominal current	16 A	16 A	16 A	16 A
Max. termination cross-section	1.5 mm ²	1.5 mm ²	1.5 mm ²	1.5 mm ²
Connector housing diameter	18.5 mm	–	18.5 mm	–
Panel cut-out diameter	–	17.1 mm	–	17.1 mm

¹ HV: High-Voltage / FMLB: First mate last break





MEDICAL

STERILIZABLE ODU MEDI-SNAP® MATERIALS

Absolutely hygienic – 100% germ free!

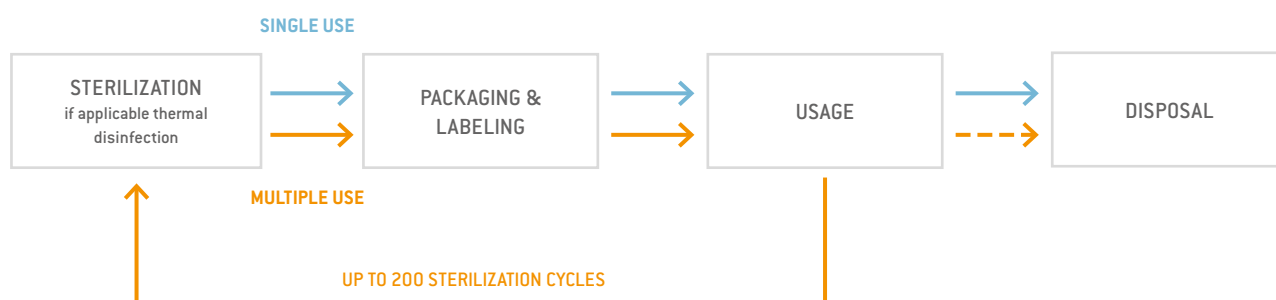
Especially in the medical field, hospitals must comply with the highest requirements. Frequently, a sterile environment is a basic condition. The option of sterilization allows long term, germ-free equipment in sensitive environments.

STERILIZATION OF ODU MEDI-SNAP®¹

- ✚ Autoclavability up to 134 °C
- ✚ Ethylene oxide sterilization with EO gas
- ✚ Sterrad sterilization with hydrogen peroxide gas
- ✚ Gamma radiation

¹ A list of compliant materials can be send to you upon demand.

ODU MEDI-SNAP® FOR SINGLE OR MULTIPLE USE



BIOCOMPATIBLE ODU MEDI-SNAP® MATERIALS

Using biocompatible materials for the ODU MEDI-SNAP® ensures maximum patient protection against skin and tissue irritations.

OPTIMAL LONG-TERM SKIN TOLERANCE

Biocompatibility in medicine designates materials that have no negative influence on the metabolic processes of living tissue when in direct contact with it. Patient health is the focus at all times. That's why it is so important to avoid additional disease symptoms such as allergic reactions in the form of rashes. Therefore, to protect patients, the medical product act requires that medical products undergo extensive testing before they are released on the market. The relevant biocompatibility test procedures are defined in DIN EN ISO 10993.

The used materials for ODU MEDI-SNAP® variants with black and gray housing made of PSU and gray housing made of PEI comply with all standards of the respective norms of DIN EN ISO 10993-5, -10, -11 and -18.

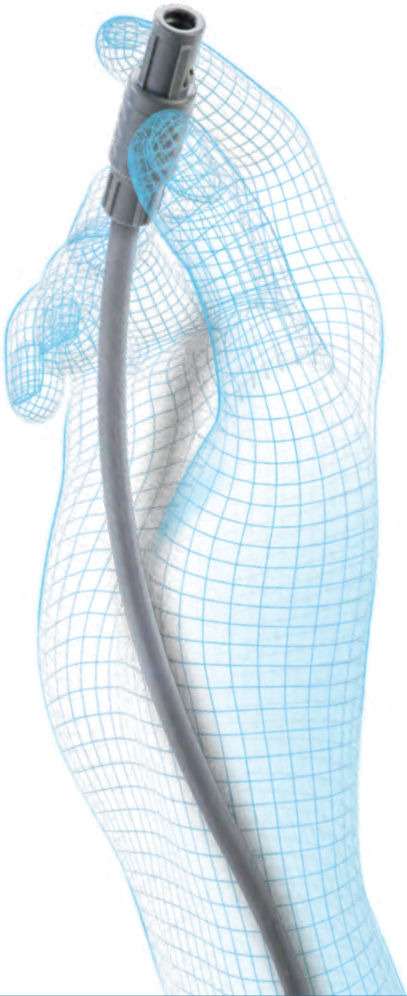
BIOCOMPATIBILITY ACC. TO DIN EN ISO 10993

- DIN EN ISO 10993-5:** Tests for in vitro cytotoxicity. Testing determines whether toxic components from the material cause cell damage.

DIN EN ISO 10993-10: Tests for irritation and skin sensitization. The test for skin irritations and skin sensitization is designed to determine irritating and sensitizing characteristics of medical products.

DIN EN ISO 10993-11: Tests for systemic toxicity.

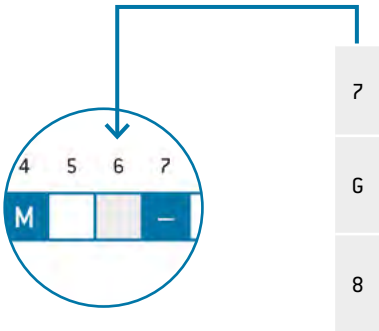
DIN EN ISO 10993-18: Chemical characterization of medical device materials within a risk management process.



CHOOSE BIOCOMPATIBLE MATERIALS!

The material is stated in digit 6 of the part number.

You can find more about this in our catalog.



Insert at part number for item 6.

	Housing material
7	Standard Plastic, Gray (PSU)
6	Standard Plastic, Gray (PEI)
8	Standard Plastic, Black (PSU)

MAXIMUM FLEXIBILITY: THE NEW ODU MEDI-SNAP® RECEPTACLES

Top patient protection – Maximum efficiency – High robustness

In order to meet the increasing call for improved patient protection according to the IEC 60601-1 as well as the ever-growing cost pressure and demand for high robustness, the ODU MEDI-SNAP® portfolio has been extended to include three new styles of receptacle.



Neither water nor dust can ingress into the GA receptacle providing you with the maximum operational reliability.



THE ADVANTAGES OF THE NEW RECEPTACLES

- The IEC 60601-1 medical standard requires affected devices and their components to provide patients and operators with the maximum level of protection from electric shock. Increased clearance and creepage distances fulfill the highest requirements of IEC 60601-1 (2 MOPP / 2 MOOP).
- Our outstandingly cost-effective solutions feature optimized components while maintaining top notch quality.
- The new **GA receptacle type** stands out due to its robust design. An additional sealing system has been designed to meet the IP68 standard even in unmated condition. Therefore it provides ingress protection from water and dust which are constant challenges in demanding industrial and medical applications.

TOP PATIENT PROTECTION

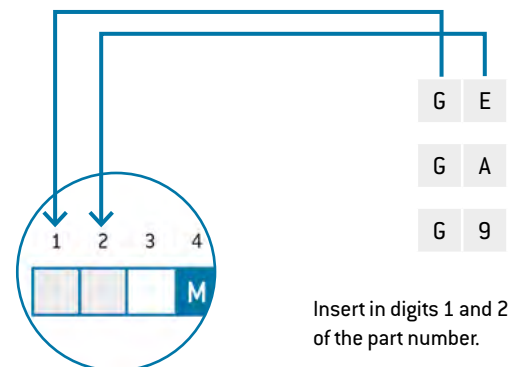
MAXIMUM EFFICIENCY


HIGH ROBUSTNESS

THE ODU PART NUMBERS

The receptacle type is indicated in digits 1 and 2 of the part number.

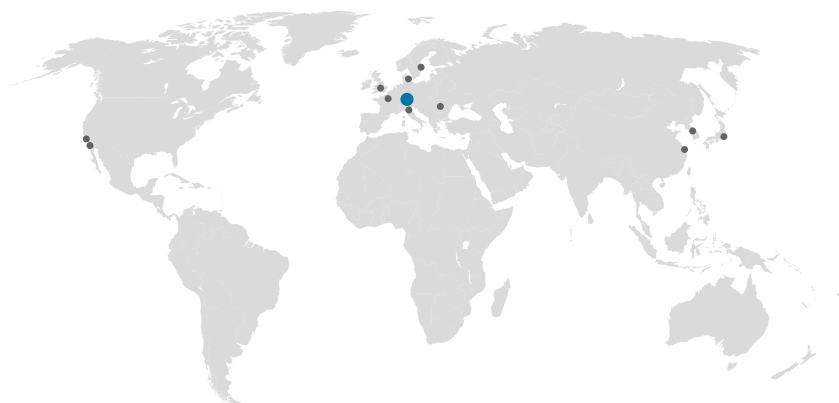
You can find more about this in our catalog.





A PERFECT ALLIANCE.

ODU GROUP WORLDWIDE



HEADQUARTERS

ODU GmbH & Co. KG

Pregelstraße 11, 84453 Mühldorf a. Inn, Germany

Phone: +49 8631 6156-0, Fax: +49 8631 6156-49, E-mail: zentral@odu.de

SALES SUBSIDIARIES

ODU (Shanghai)

International Trading Co., Ltd.

Phone: +86 21 58347828-0

E-mail: oduchina@odu.com.cn

www.odu.com.cn

ODU Italia S.R.L.

Phone: +39 331 8708847

E-mail: sales@odu-italia.it

www.odu-italia.it

ODU Scandinavia AB

Phone: +46 176 18262

E-mail: sales@odu.se

www.odu.se

ODU Denmark ApS

Phone: +45 2233 5335

E-mail: sales@odu-denmark.dk

www.odu-denmark.dk

ODU Japan K.K.

Phone: +81 3 6441 3210

E-mail: sales@odu.co.jp

www.odu.co.jp

ODU-UK Ltd.

Phone: +44 330 002 0640

E-mail: sales@odu-uk.co.uk

www.odu-uk.co.uk

ODU France SARL

Phone: +33 1 3935-4690

E-mail: odu@odu.fr

www.odu.fr

ODU Korea Inc.

Phone: +82 10 913008730

E-mail: sales@odu-korea.kr

www.odu-korea.kr

ODU-USA, Inc.

Phone: +1 805 484-0540

E-mail: sales@odu-usa.com

www.odu-usa.com

PRODUCTION AND LOGISTICS SITES

Germany Otto Dunkel GmbH

China ODU (Shanghai) Connectors Manufacturing Co.Ltd

Mexico ODU Mexico Manufacturing S.R.L. de C.V.

Romania ODU Romania Manufacturing S.R.L.

USA ODU North American Logistics

Further information and specialized
representatives can be found at:

www.odu-connectors.com/contact



Simply scan the QR code
to download the entire brochure.

All dimensions are in mm. Some figures are for illustrative purposes only. Subject to change without notice. Errors and omissions excepted. We reserve the right to change our products and their technical specifications at any time in the interest of technical improvement. This publication supersedes all prior publications. This publication is also available as a PDF file that can be downloaded from www.odu-connectors.com

ODU CM WUE

NEW PRODUCTS
CIRCULAR CONNECTORS

NEW PRODUCTS CIRCULAR CONNECTORS / B / 0219 / EN