



Lighting Systems



Heavy Equipment



Electric Bikes



Marine



Industrial Automation



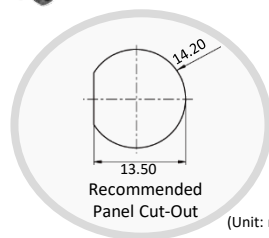
Lift & Materials Handling

X-Lok Mini Size Series

Quick Lock With Audible Feedback

Blind Mate Design

Time & Space Saving



Key Features

- ✓ Comprehensive Product line
- ✓ Small, Compact And Ergonomic
- ✓ Push To Lock With Audible Feedback
- ✓ Blind Mate Design
- ✓ Twist & Pull To Unlock
- ✓ Intuitive mating and un-mating
- ✓ Power, Data and Hybrid
- ✓ High Power Transmission Up To 16A
- ✓ Time & Costs Saving On Installation



Blind Mate



UV Resistant



UL 94V-0



Push Lock



Harsh Environment



Space Saving



Compact Design



IP68

General Characteristics

- ✓ Current Rating: 1.5A, 2A, 5A, 16A
- ✓ Waterproof Rating: IP68 (1M / 24h)
- ✓ Mating Style: Push Lock
- ✓ Salt Spray: 1,000h mated
- ✓ Durability: 1,000 cycles
- ✓ Contact Resistance: 10 mΩ (Max.)
- ✓ Voltage Rating: 300 V AC/DC (Data), 630 V AC/DC (Power)
- ✓ Wire Pullout Force: According To IEC 61076-2-101
- ✓ Operating Temperature:
 - ❑ Receptacle: -40°C ~ 105°C
 - ❑ Overmolded Cable: (Data Group) -20°C ~ 80°C
(Power Group) -25°C ~ 85°C
(Field Installable) -40°C ~ 105°C

Specifications

Connector Type	Receptacle									
Product Image										
Part Number	P/N: 1 - 2 PMM 3 -QC8 4									
Current Rating 1	AD (5A)				AU (2A)		AZ (1.5A)		AG (16A)	
Contacts 2	02 Pin	03 Pin	04 Pin	05 Pin	06 Pin	08 Pin	10 Pin	12 Pin	17 Pin	05 Pin
Assembly Style 3	S (Solder) / P (PCB)									
Application 4	001 (Data) / 00P (Power)									

● Available Soon



Connector Type	Overmolded With Cable Single Ended									
Product Image										
Part Number	P/N: 1 - 2 B 3 M-Q 4 8 5 6									
Current Rating 1	AD (5A)				AU (2A)		AZ (1.5A)		AG (16A)	
Contacts 2	02 Pin	03 Pin	04 Pin	05 Pin	06 Pin	08 Pin	10 Pin	12 Pin	17 Pin	05 Pin
Gender 3	FF (F Conn F Pin) / MM (M Conn M Pin)									
Back Shell 4	L (Straight) / R (Right Angle)									
Cable Style 5	D (UL21388) / G (UL20234) / H (Cat. 5e)									
Cable Length 6	01 ~ 99 M									

● Available Soon



Connector Type	Field Installable									
Product Image										
Part Number	P/N: 1 - 2 B 3 B-QL8A 4									
Current Rating 1	AD (5A)				AU (2A)		AZ (1.5A)		AG (16A)	
Contacts 2	02 Pin	03 Pin	04 Pin	05 Pin	06 Pin	08 Pin	10 Pin	12 Pin	05 Pin	
Gender 3	FF (F Conn F Pin) / MM (M Conn M Pin)									
Application 4	P0 (Data) / PP (Power)									

● Available Soon

Specifications


Connector Type	Overmolded With Cable Double Ended									
Product Image	 <p style="text-align: center;">Straight</p>					 <p style="text-align: center;">Right Angle</p>				
Part Number	P/N: AB- 1 2 3 4 - 5 6 7 -Q 8 9									
End 1 Current Rating 1	AD (5A)			AU (2A)		AZ (1.5A)			AG (16A)	
Contacts 2	02 Pin	03 Pin	04 Pin	05 Pin	06 Pin	08 Pin	10 Pin	12 Pin	17 Pin	05 Pin
End 1 Gender 3	F (F Conn F Pin) / M (M Conn M Pin)									
End 1 Back Shell 4	L (Straight) / R (Right Angle)									
End 2 Current Rating 5	AD (5A), AU (2A), AZ (1.5A), AG (16A)									
End 2 Gender 6	F (F Conn F Pin) / M (M Conn M Pin)									
End 2 Back Shell 7	L (Straight) / R (Right Angle)									
Cable Style 8	D (UL21388) / G (UL20234) / H (Cat. 5e)									
Cable Length 9	(A05) 0.5M, (001) 1M ~ (099) 99M									


● Available Soon

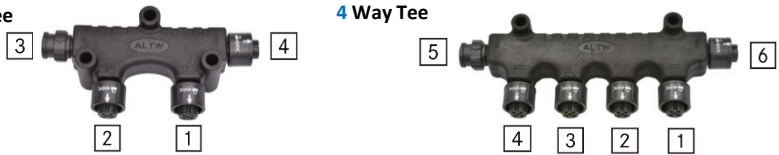
Connector Type	X-Lok to RJ45 (Cat. 5e)									
Product Image										
Part Number	P/N: AB - AU08 1 2 - UPBML - QH 3									
Current Rating	AU (2.0A)									
Contacts	08 Pin									
Gender 1	F (F Conn F Pin) / M (M Conn M Pin)									
Back Shell 2	L (Straight) / R (Right Angle)									
Cable Style	H (Cat. 5e)									
Cable Length 3	(A05) 0.5M, (001) 1M ~ (099) 99M									

● Available Soon

Specifications

Connector Type	Waterproof Cap
Product Image	 <p style="text-align: center;">With Rubber Lead With Fish Line</p>
Part Number	P/N: CAP-WAA 1 Q 2 3 1
Conn Gender To Mate With 1	M (Male) / F (Female)
Use For 2	M (Panel and Cable) / P (Panel) / C (Cable)
Attaching Lead 3	A (None) / B (With Chain) / C (With Rubber Lead) / D (With Fish Line)

Connector Type	Adaptor
Product Image	 <p style="text-align: center;">T-Adaptor L-Adaptor</p>
Part Number	P/N: AB- 1 - 2 - 3 - 4 Q001
Current Rating 1	AD (5A) / AU (2A) ●
Contacts For End 1,2,3 2	XX, XX, XX - T Adaptor / 00, XX, XX - L Adaptor (XX = Pin)
Gender For End 1,2,3 3	X, X, X - T Adaptor / 0, X, X - L Adaptor X = F (F Conn F Pin) / M (M Conn M Pin)
Style 4	T (T adaptor) / L (L adaptor)

Connector Type	Multi-Port
Product Image	 <p style="text-align: center;">2 Way Tee 4 Way Tee</p>
Part Number	P / N: AB- 1 - 2 - 3 -Q001
Current Rating 1	AD (5A) / AU (2A) ●
Contacts For End 1,2,3,4,5,6 2	X, X, X, X, 0, 0 - 4 Ports / X, X, X, X, X, X - 6 Ports (X = Pin)
Gender For End 1,2,3,4,5,6 3	X, X, X, X, 0, 0 - 4 Ports / X, X, X, X, X, X - 6 Ports X = F (F Conn F Pin) / M (M Conn M Pin)

● Available Soon

Luc Kan | Sales & Marketing | Email: luc@ltw-tech.com

Unsubscribe Know More